

The Disaster Center is dedicated to the idea that disaster mitigation is cost effective and individuals pursuing their own interest are the greatest potential force for disaster reduction.

Please consider making a small donation to the Disaster Center



When disaster mitigation is cost effective, we are on the road to bringing disasters to an end.



# **FEMA**

## **Daily Operations Briefing**

**Friday, January 19, 2018**

**8:30 a.m. EST**

# Significant Activity – Jan 18-19



FEMA

**Significant Events:** None

**Tropical Activity:**

- Western Pacific – No activity affecting U.S. interests

**Significant Weather:**

- Heavy snow possible - Central Great Basin
- Critical/Elevated Fire Weather – Southern Plains
- Space Weather – Past 24 hours: none observed; next 24 hours: none predicted

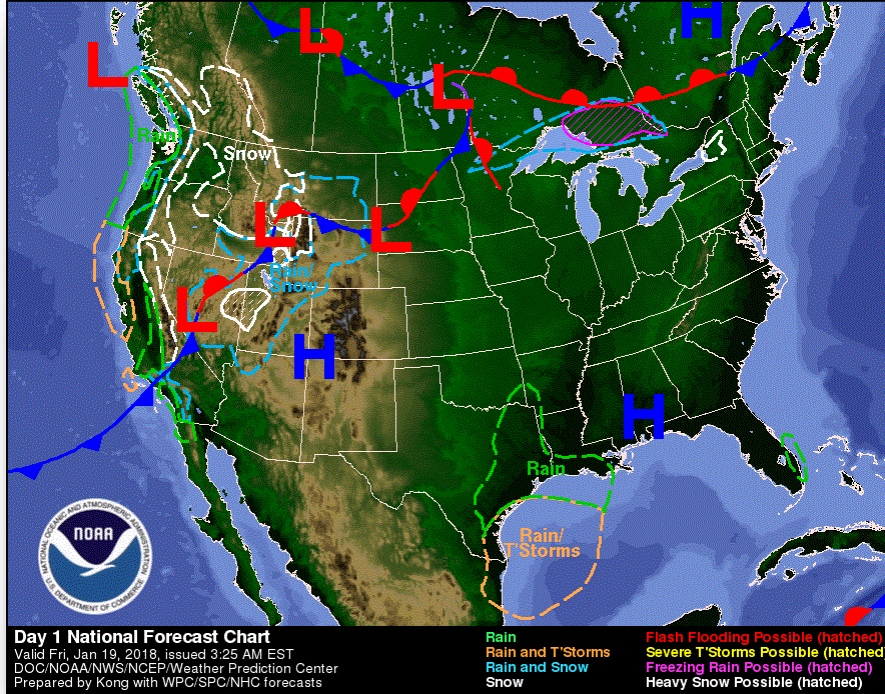
**Earthquake Activity:** No significant activity

**Declaration Activity:** None

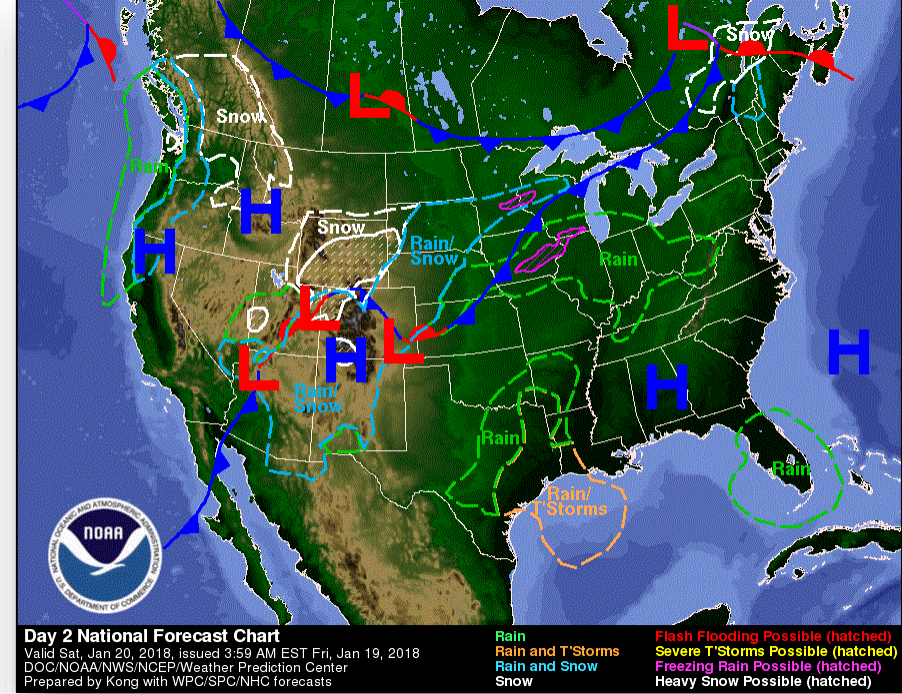
# National Weather Forecast



FEMA



*Today*

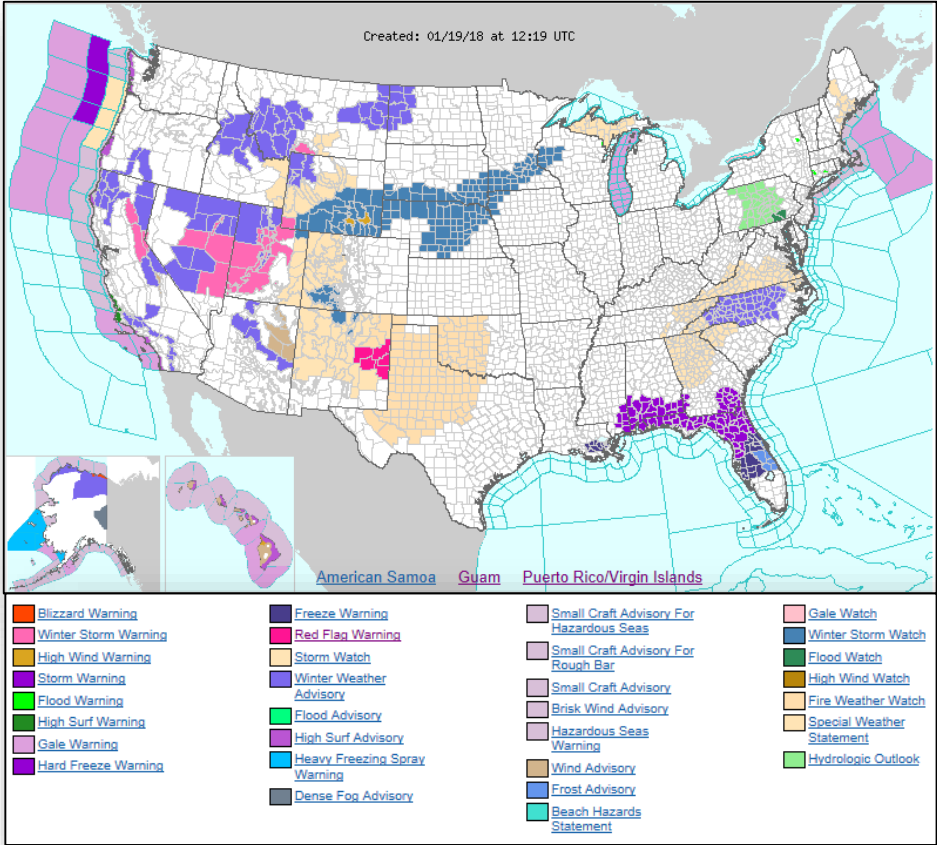


*Tomorrow*

# Active Watches and Warnings



FEMA





## Eastern Region

- OWP, RFCs, and WFOs collaborated this week to identify areas affected by ice jams across the Northeast for targeted Airborne Snow Survey imagery collection.
- Eastern Region offices are providing IDSS to partners and Emergency Managers. This will continue through the upcoming weekend into next week.



Near Kent, CT

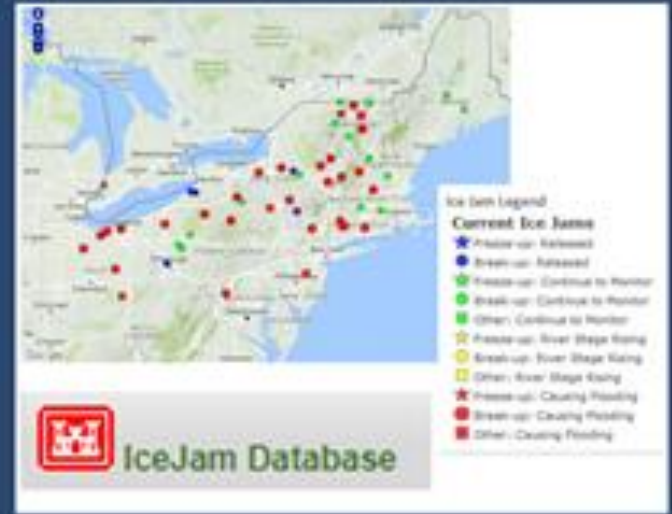


Near Orange, MA

Imagery from Airborne  
Snow Survey Program:  
January 18, 2018



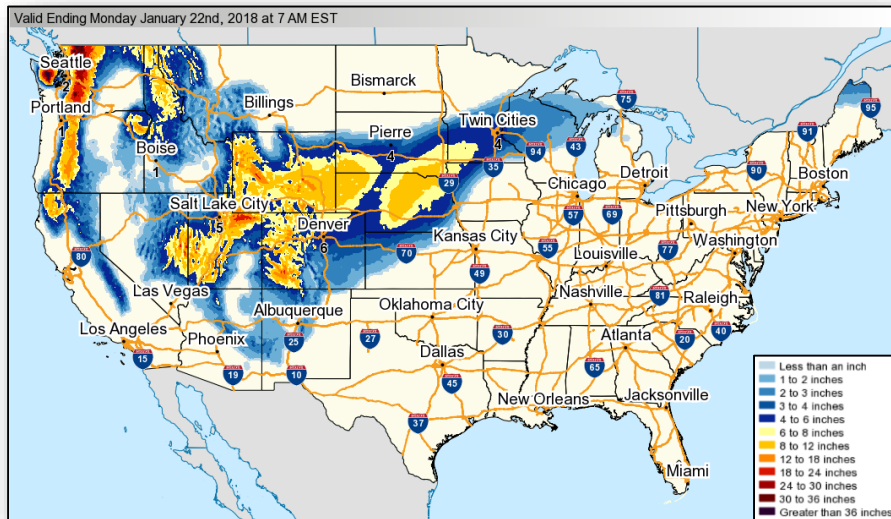
Near Augusta, ME



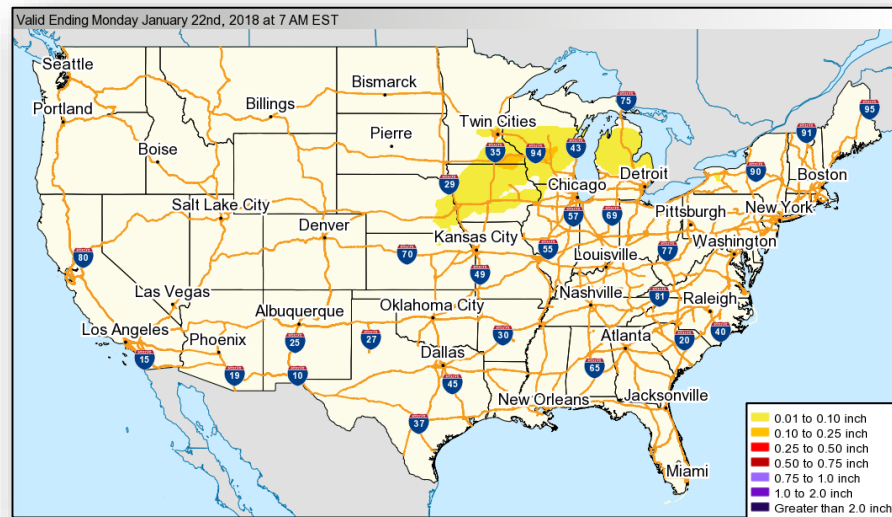
# Winter Precipitation Outlook



FEMA



***Forecast Snowfall***

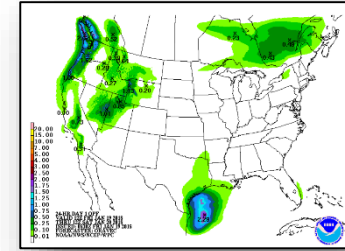
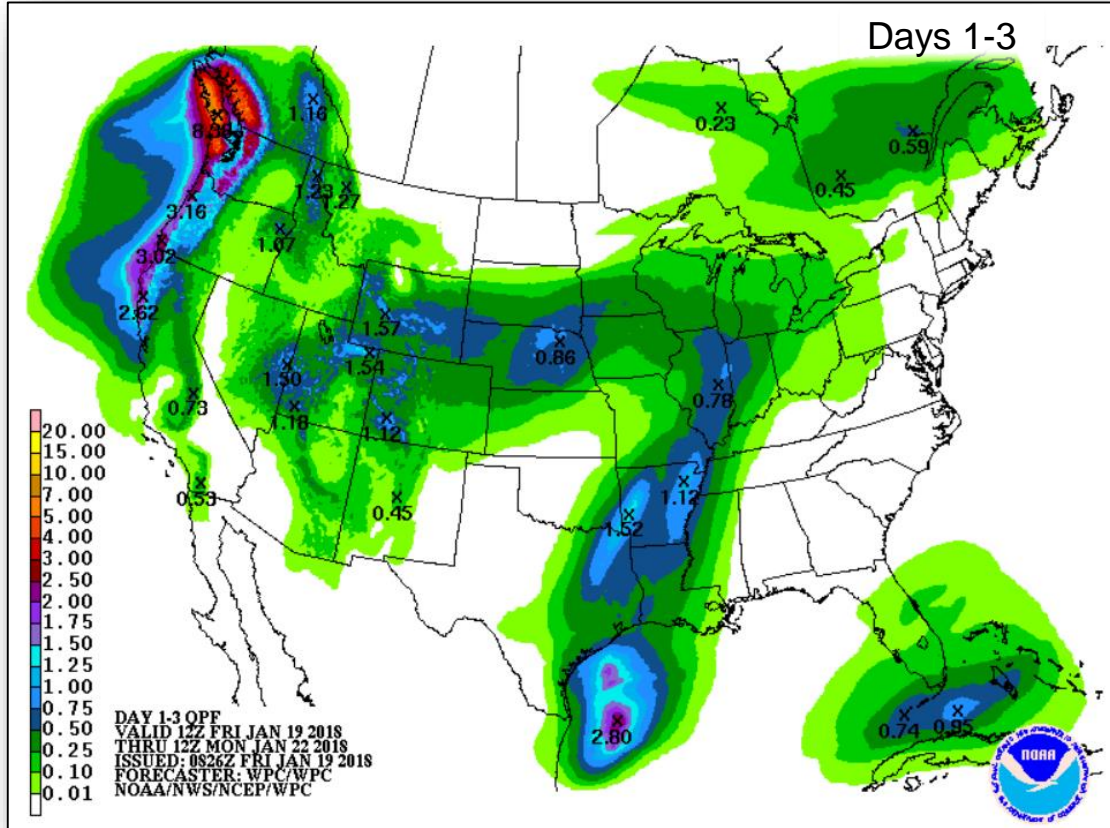


***Forecast Ice Accumulation***

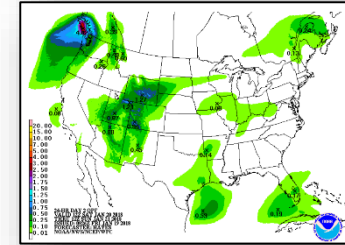
# Precipitation Forecast



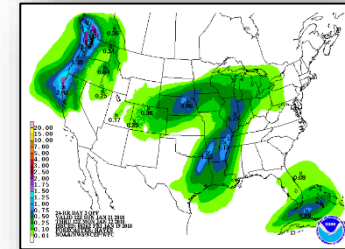
FEMA



Day 1



Day 2



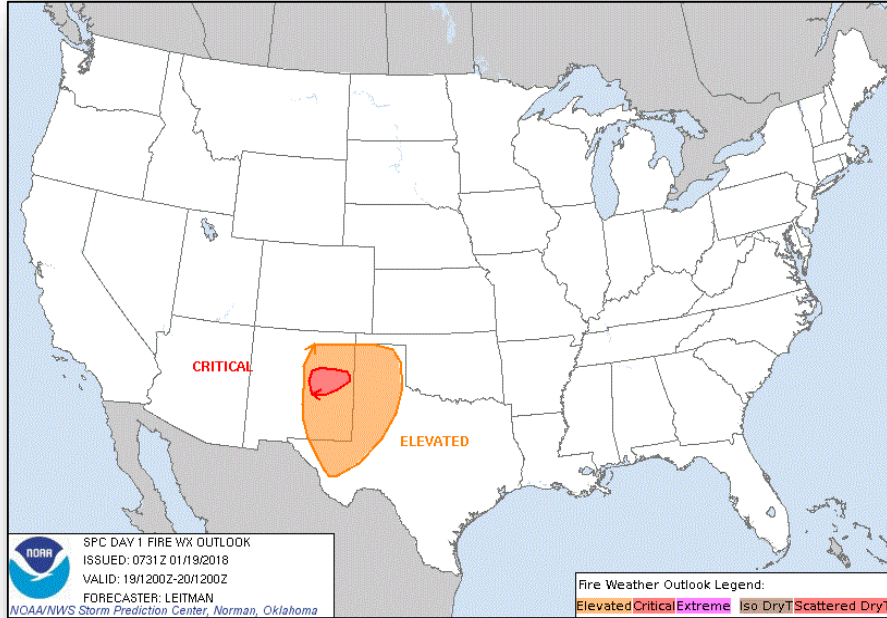
Day 3



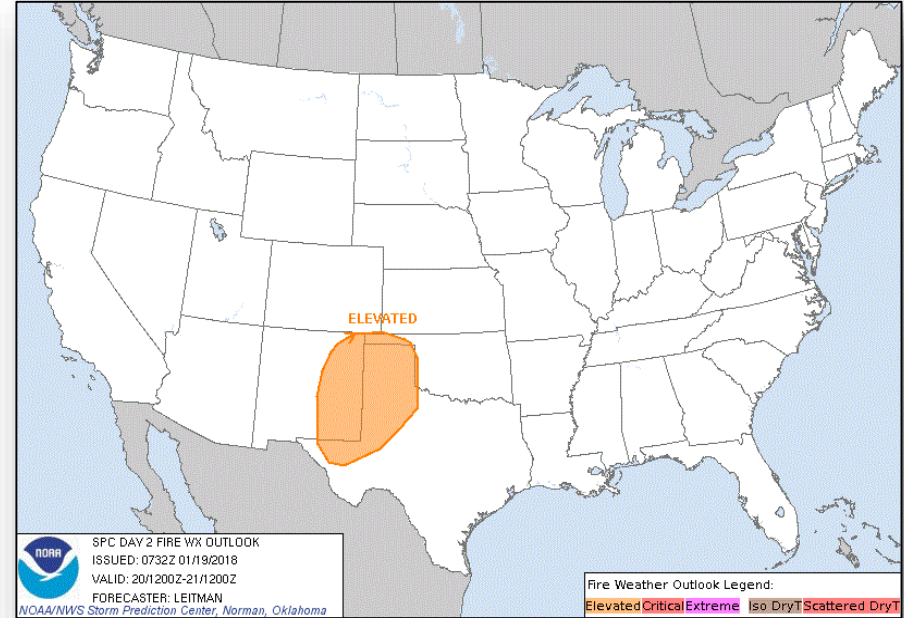
# Fire Weather Outlook



FEMA



*Today*

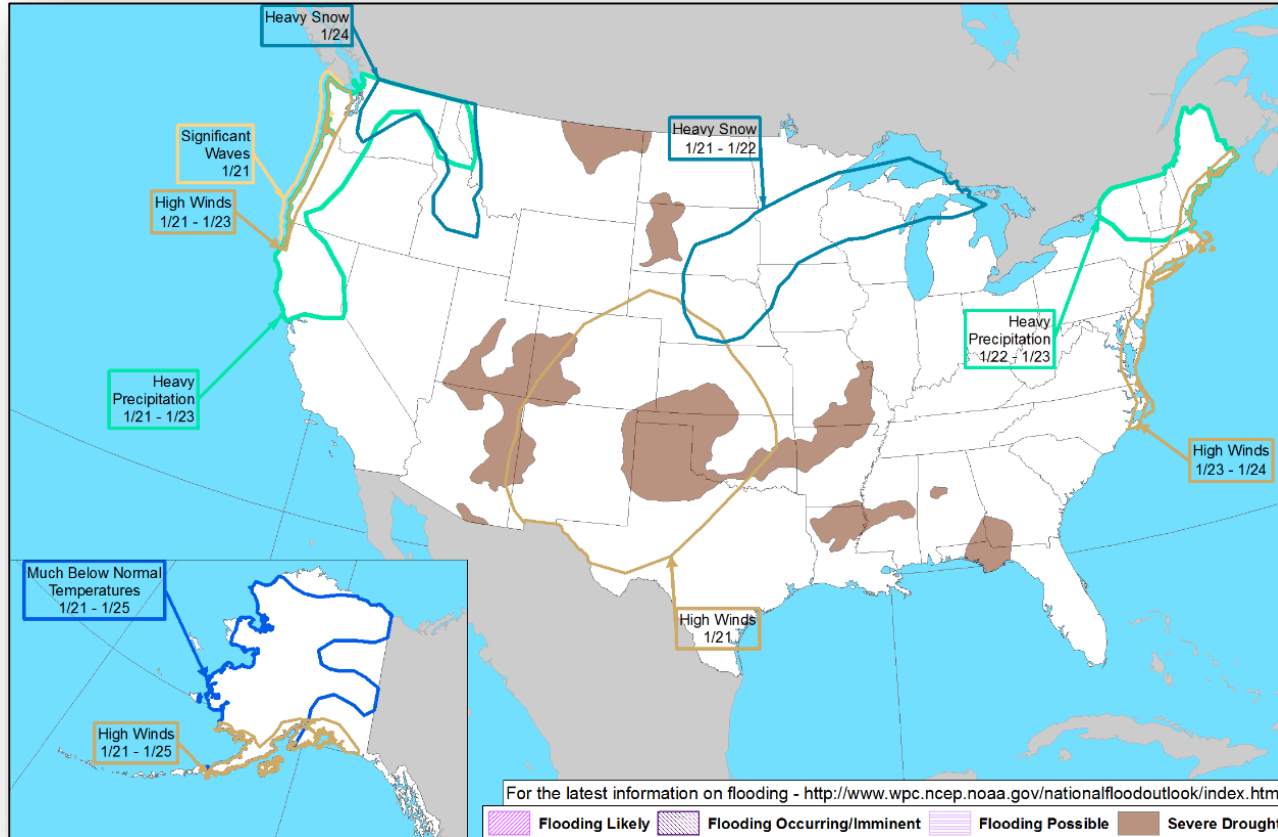


*Tomorrow*

# Hazards Outlook – Jan 21-25



FEMA



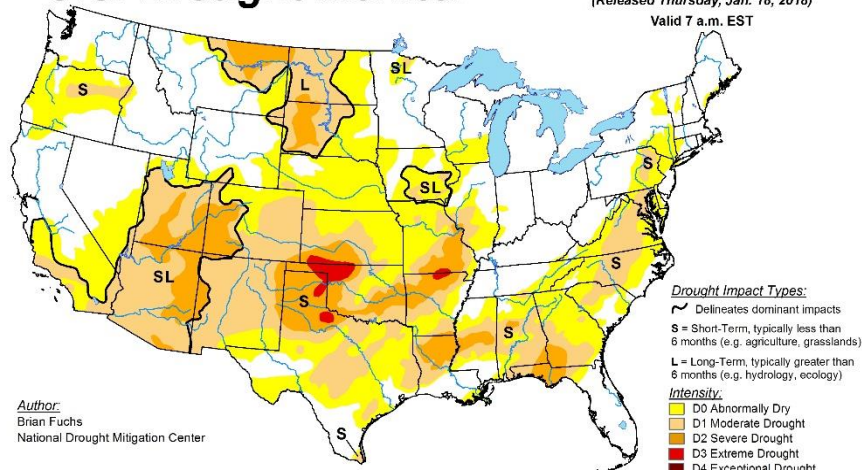
# U.S. Drought Monitor



FEMA

## U.S. Drought Monitor

January 16, 2018  
(Released Thursday, Jan. 18, 2018)  
Valid 7 a.m. EST



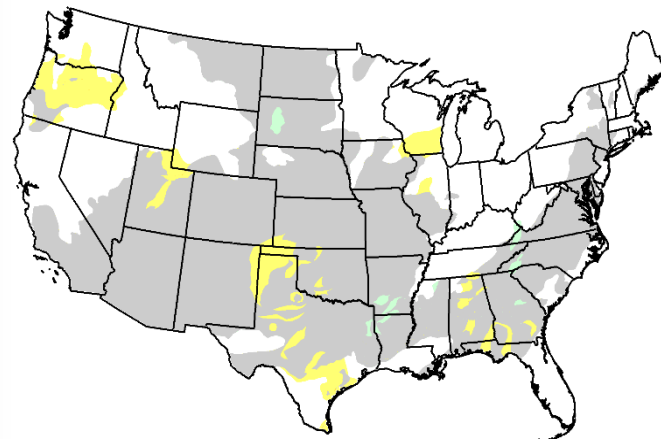
Author:  
Brian Fuchs  
National Drought Mitigation Center

The Drought Monitor focuses on broad-scale conditions. Local conditions may vary. See accompanying text summary for forecast statements.




<http://droughtmonitor.unl.edu/>

## U.S. Drought Monitor Class Change - CONUS 1 Week



January 16, 2018  
compared to  
January 9, 2018

<http://droughtmonitor.unl.edu>

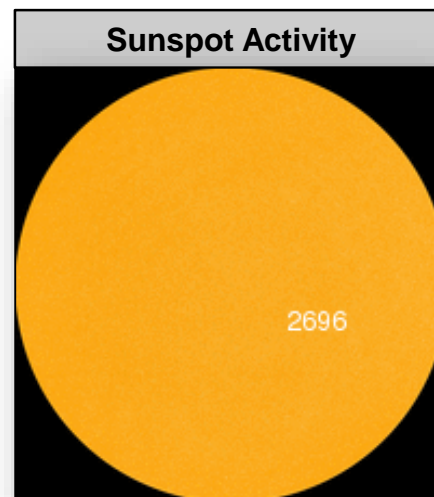



# Space Weather



FEMA

	Space Weather Activity	Geomagnetic Storms	Solar Radiation	Radio Blackouts
Past 24 Hours	None	None	None	None
Next 24 Hours	None	None	None	None
For further information on NOAA Space Weather Scales refer to <a href="http://www.swpc.noaa.gov/noaa-scales-explanation">http://www.swpc.noaa.gov/noaa-scales-explanation</a>				



# Joint Preliminary Damage Assessments



FEMA

Region	State / Location	Event	IA / PA	Number of Boroughs		Start – End
				Requested	Completed	
X	AK	Coastal Storm Dec 4, 2017	IA	0	0	N/A
			PA	1	0	1/18 – TBD



# Disaster Requests & Declarations



**FEMA**

Declaration Requests in Process					Requests APPROVED (since last report)	Requests DENIED (since last report)
1	IA	PA	HM	Date Requested	0	0
NY – DR (Appeal) Severe Storms and Flooding	X	X	X	January 2, 2018		

# Readiness – Deployable Teams and Assets



FEMA

Resource	Force Strength	Available	Deployed	Other	Cadres with 25% or Less Availability
<b>Total Workforce</b>	11,504 ▼	4,974 ▼ 43%	5,087 ▼	1,443	DI 20% (16/79), EHP 17% (59/351), SEC 15% (15/100)
<b>National IMATs*</b> (3 Teams)	East 1: East 2: West:	<b>B-2</b> <b>B-48</b> <b>Charlie</b>			
<b>Regional IMATs</b> (0-3 Teams)	Assigned: Available: PMC / NMC: Deployed:	<b>13</b> <b>2</b> <b>2</b> <b>9</b>			
<b>US&amp;R</b> (>66%)	Assigned: Available: PMC / NMC: Deployed:	<b>28</b> <b>27</b> <b>1</b> <b>0</b>			
<b>MERS</b> (>66%)	Assigned: Available: NMC: Deployed:	<b>36</b> <b>33</b> <b>0</b> <b>3</b>			
<b>FCO</b> (≤1 Type I)	Assigned: Available: PMC / NMC: Deployed:	<b>37</b> <b>5</b> <b>7</b> <b>25</b>			
<b>FDRC</b>	Assigned: Available: PMC / NMC: Deployed:	<b>14</b> <b>3 (+1)</b> <b>1</b> <b>10 (-1)</b>	<p>As of 3:00 a.m. EST January 19, 2018</p>		

\*B-2 Status: Assemble ≤ 2 hours, On Site ≤ 18 hours; B-48 Status: Assemble and deploy ≤ 48 hours; Charlie Status: No team assemble time requirement

# FEMA Readiness – Activation Teams



**FEMA**

Resource	Status	Total	Status	Activated Team	Activation Level	Activation Times	Reason / Comments
NWC		5	Steady State				
NRCC		2	Available				
HLT		1	Available				
RWCs/MOCs		10	Steady State				
RRCCs		10	Available				

Backup Regions: VIII, X, & V



# FEMA

**FEMA's mission is to support our citizens and first responders to ensure that as a nation we work together to build, sustain, and improve our capability to prepare for, protect against, respond to, recover from, and mitigate all hazards.**