

The Disaster Center is dedicated to the idea that disaster mitigation is cost effective and individuals pursuing their own interest are the greatest potential force for disaster reduction.

Please consider making a small donation to the Disaster Center



When disaster mitigation is cost effective, we are on the road to bringing disasters to an end.



FEMA

Daily Operations Briefing

Sunday, January 21, 2018

8:30 a.m. EST

Significant Activity – Jan 20-21



FEMA

Significant Events: None

Tropical Activity:

- Western Pacific – No activity affecting U.S. interests

Significant Weather:

- Severe thunderstorms possible – Southern Plains to Lower Mississippi Valley
- Blizzard Warning & Freezing rain possible – Central Plains to Upper Mississippi Valley
- Heavy snow possible – Central Plains
- Red Flag Warning & Elevated/Critical Fire Weather – Southern Plains
- Space Weather – Past 24 hours: none observed; next 24 hours: none predicted

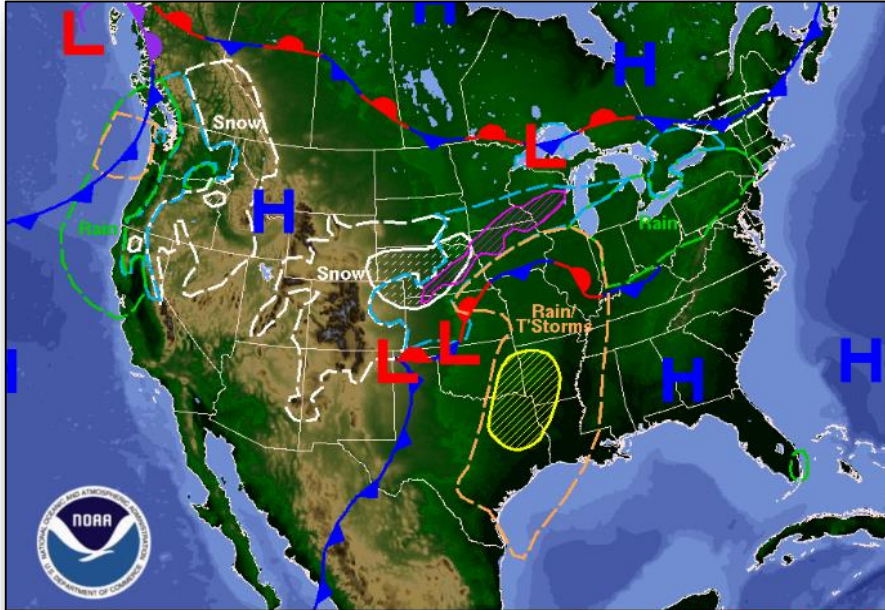
Earthquake Activity: No significant activity

Declaration Activity: None

National Weather Forecast



FEMA

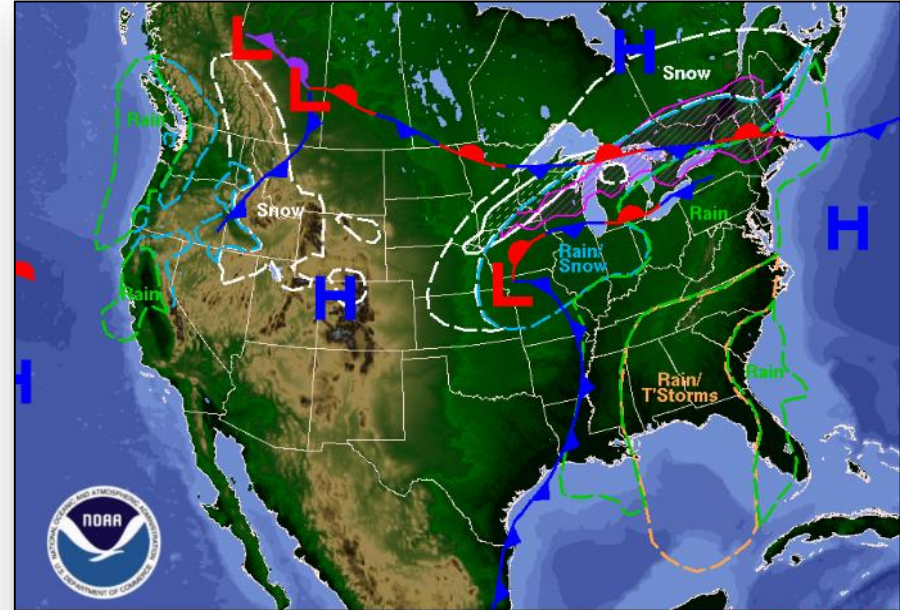


Day 1 National Forecast Chart

Valid Sun, Jan 21, 2018, issued 3:26 AM EST
DOC/NOAA/NWS/NCEP/Weather Prediction Center
Prepared by Kong with WPC/SPC/NHC forecasts

Rain
Rain and T'Storms
Rain and Snow
Snow
Flash Flooding Possible (hatched)
Severe T'Storms Possible (hatched)
Freezing Rain Possible (hatched)
Heavy Snow Possible (hatched)

Today



Day 2 National Forecast Chart

Valid Mon, Jan 22, 2018, issued 3:58 AM EST Sun, Jan 21, 2018
DOC/NOAA/NWS/NCEP/Weather Prediction Center
Prepared by Kong with WPC/SPC/NHC forecasts

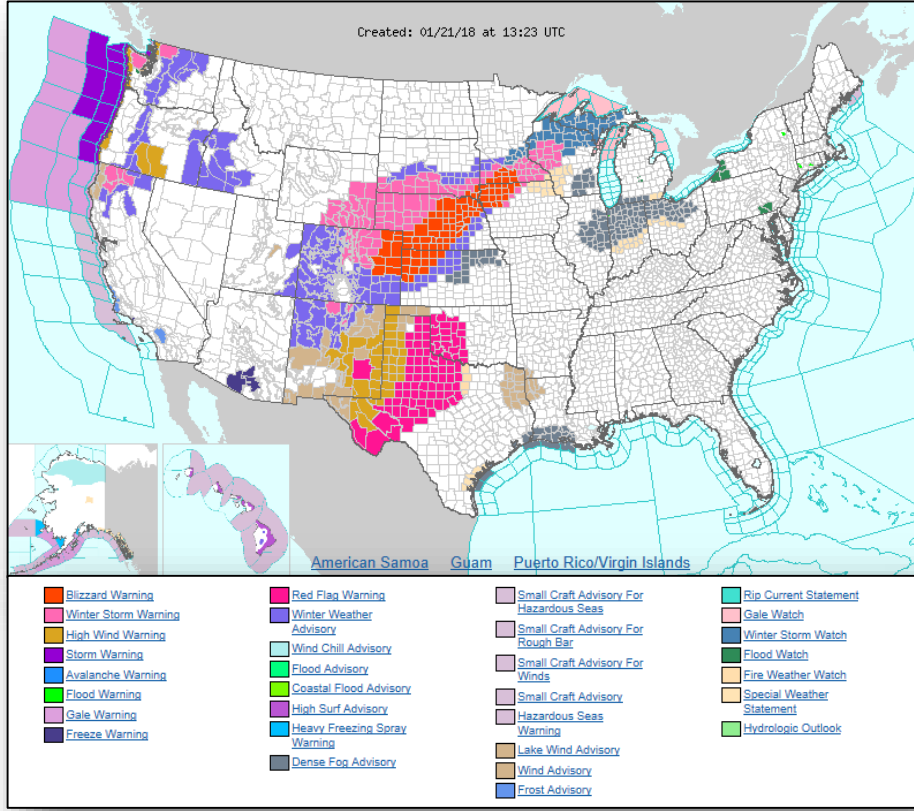
Rain
Rain and T'Storms
Rain and Snow
Snow
Flash Flooding Possible (hatched)
Severe T'Storms Possible (hatched)
Freezing Rain Possible (hatched)
Heavy Snow Possible (hatched)

Tomorrow

Active Watches and Warnings



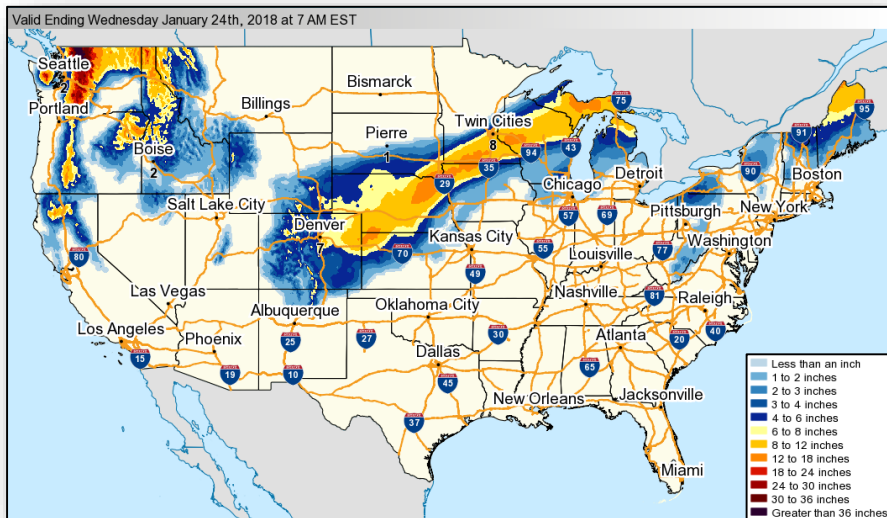
FEMA



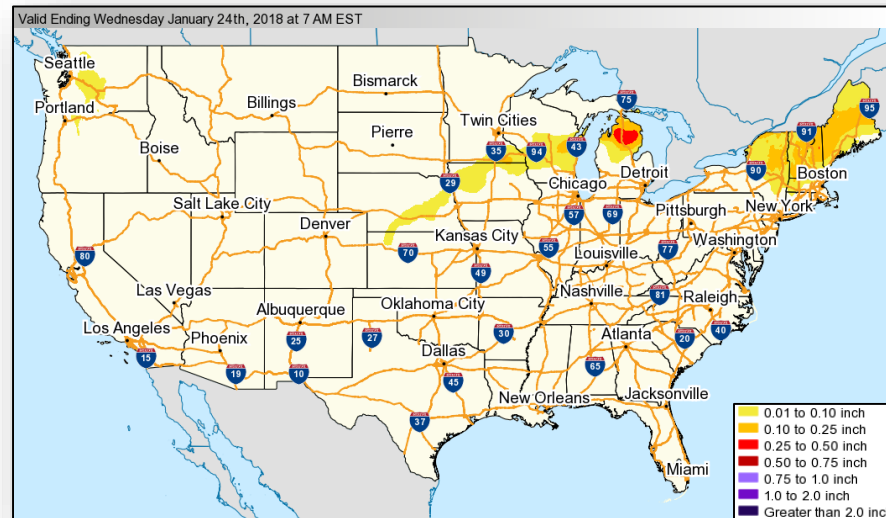
Winter Precipitation Outlook



FEMA



Forecast Snowfall

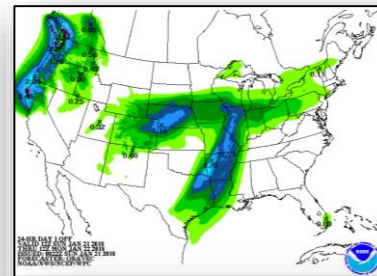
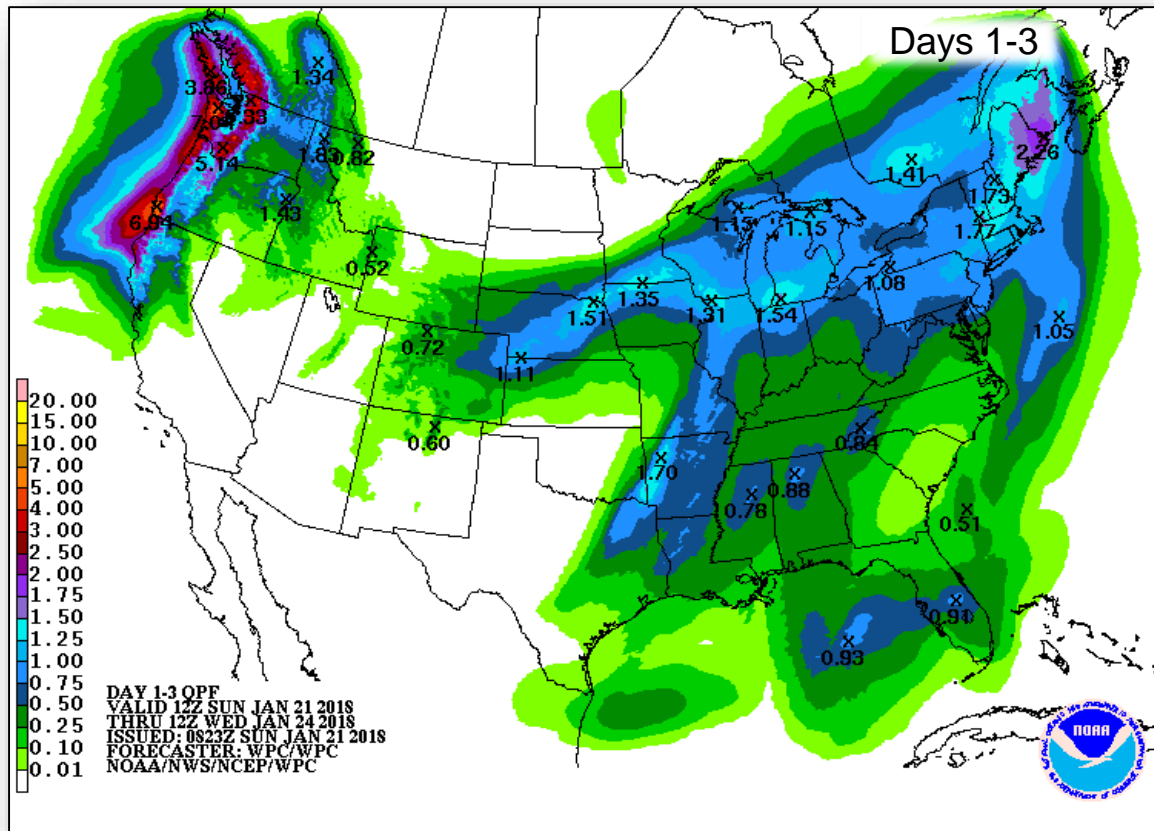


Forecast Ice Accumulation

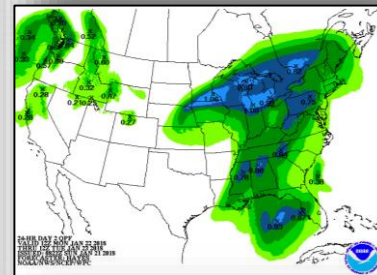
Precipitation Forecast



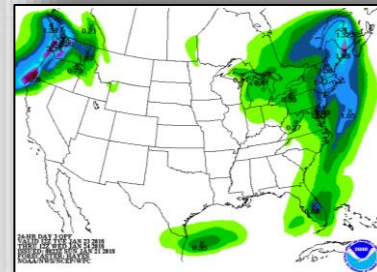
FEMA



Day 1

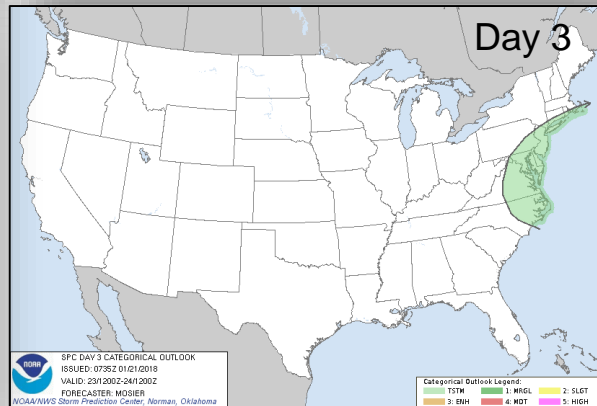
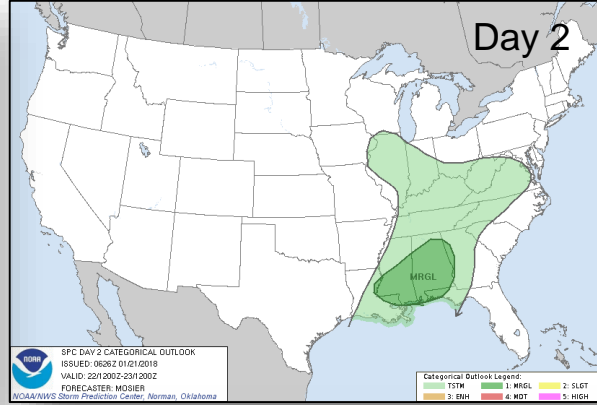
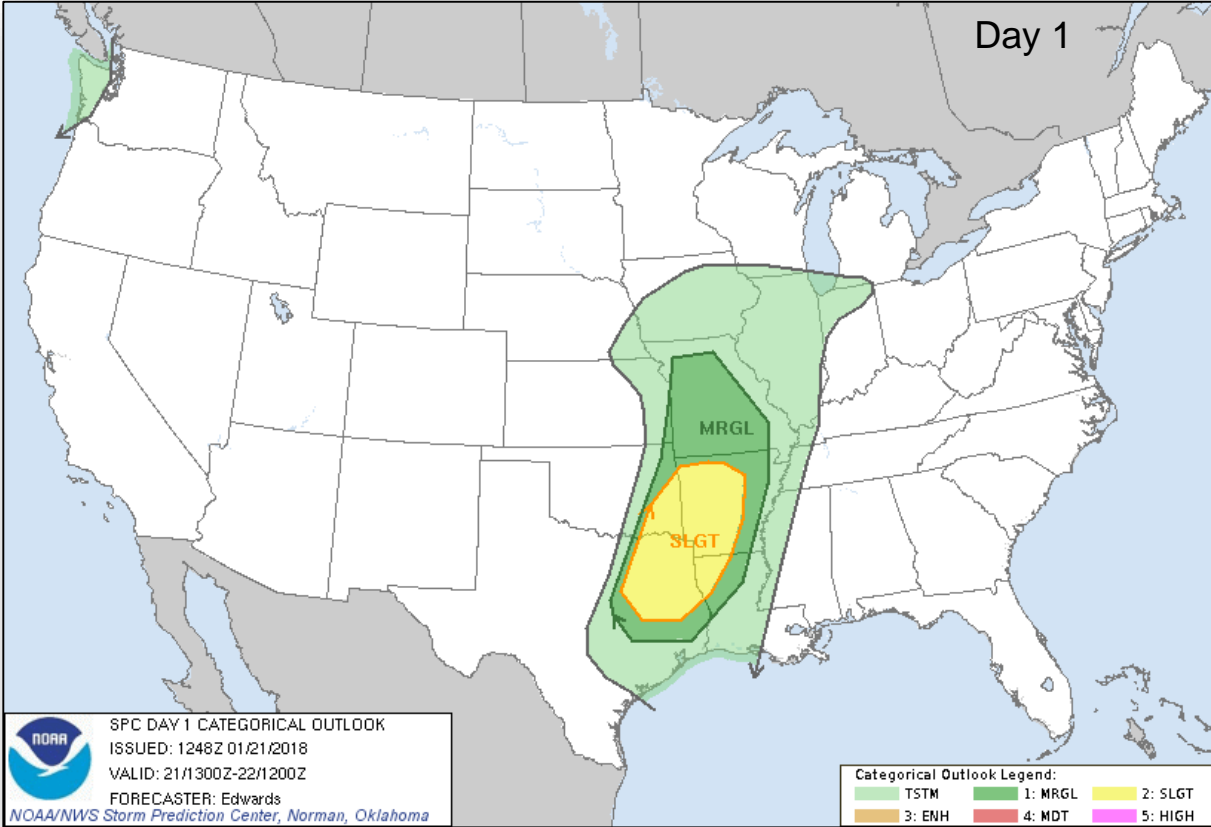


Day 2



Day 3

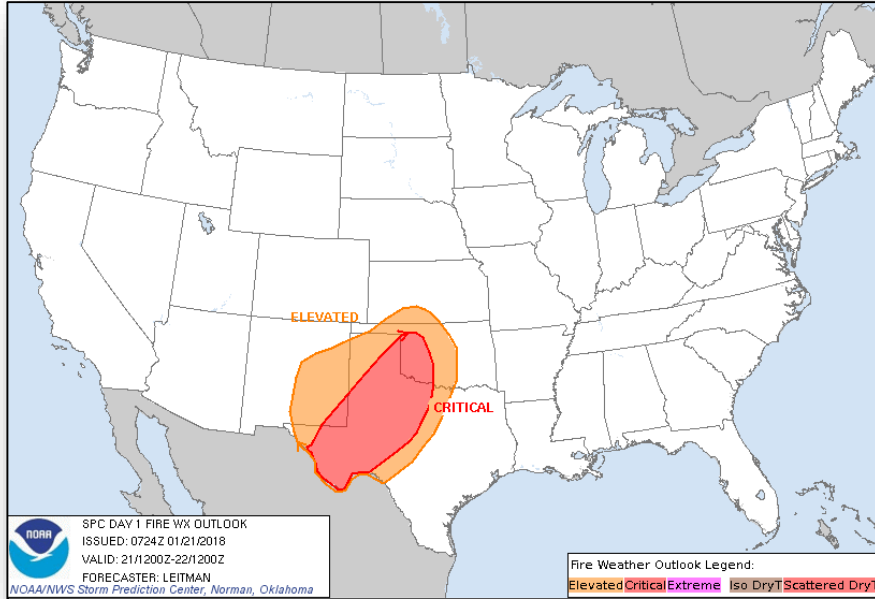
Severe Weather Outlook – Days 1-3



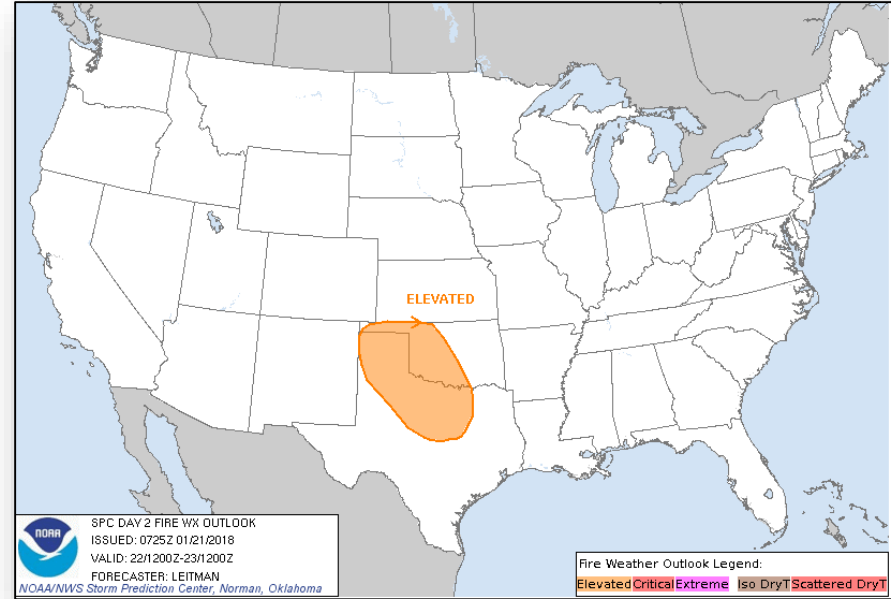
Fire Weather Outlook



FEMA

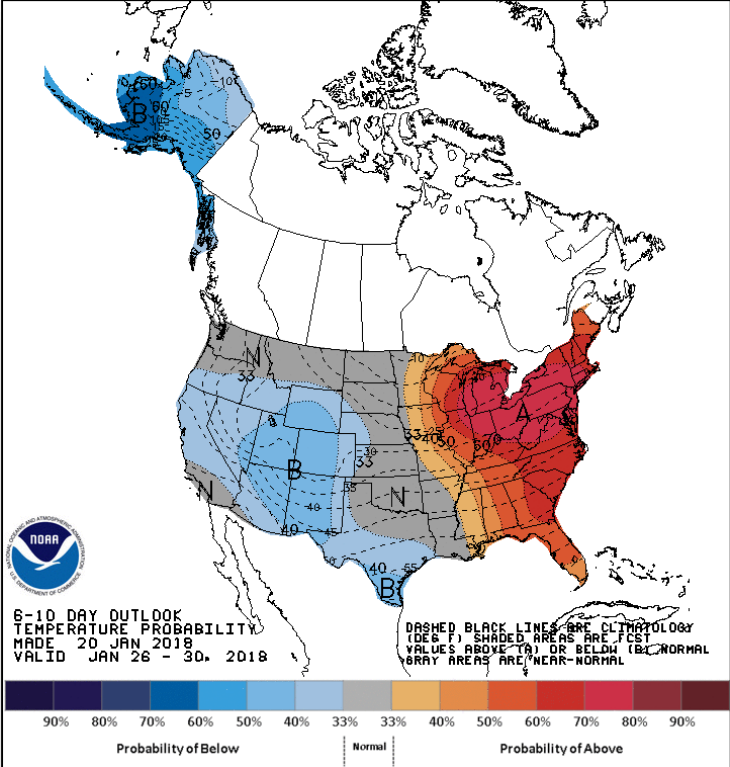


Today

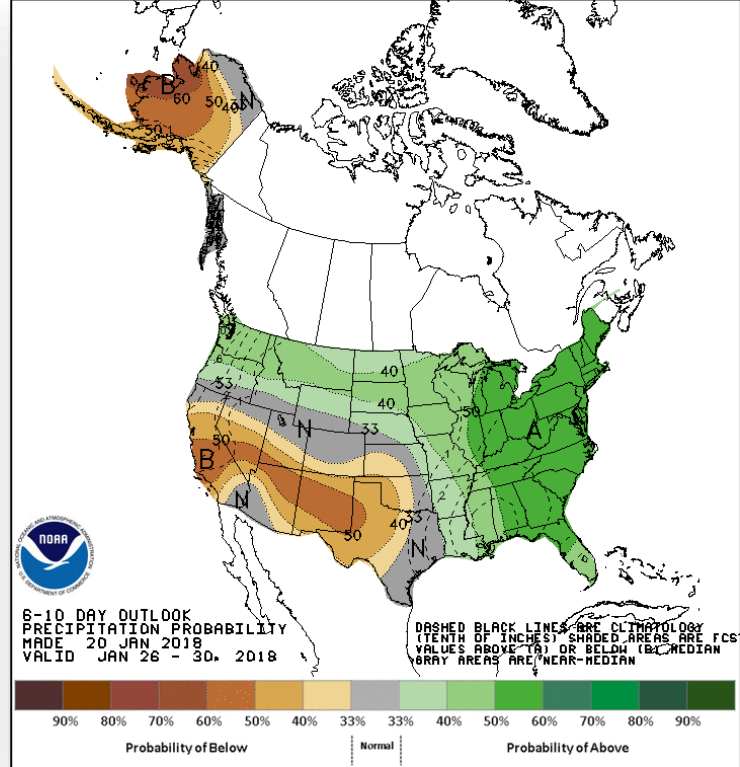


Tomorrow

6-10 Day Outlooks



6-10 Day Temperature Probability



6-10 Day Precipitation Probability

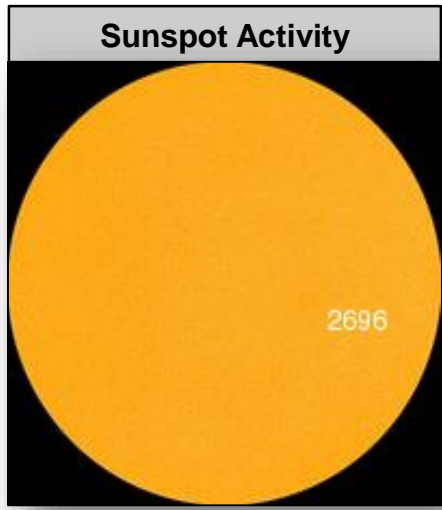

Space Weather



FEMA

	Space Weather Activity	Geomagnetic Storms	Solar Radiation	Radio Blackouts
Past 24 Hours	None	None	None	None
Next 24 Hours	None	None	None	None

For further information on NOAA Space Weather Scales refer to <http://www.swpc.noaa.gov/noaa-scales-explanation>



Joint Preliminary Damage Assessments



FEMA

Region	State / Location	Event	IA / PA	Number of Counties		Start – End
				Requested	Completed	
X	AK	Coastal Storm December 4, 2017	IA	0	0	N/A
			PA	1	0	1/18 – TBD

Disaster Requests & Declarations



FEMA

Declaration Requests in Process					Requests APPROVED (since last report)	Requests DENIED (since last report)
1	IA	PA	HM	Date Requested	0	0
NY – DR (Appeal) Severe Storms and Flooding	X	X	X	January 2, 2018		

Readiness – Deployable Teams and Assets



FEMA

Resource	Force Strength	Available	Deployed	Other	Cadres with 25% or Less Availability
Total Workforce	11,504 (NIC)	4,974 (NIC) 43%	5,087 (NIC)	1,443	DI 20% (16/79), EHP 17% (59/351), SEC 15% (15/100)
National IMATs* (3 Teams)	East 1: East 2: West:	B-2 B-48 Charlie			
Regional IMATs (0-3 Teams)	Assigned: Available: PMC / NMC: Deployed:	13 3 1 9			
US&R (>66%)	Assigned: Available: PMC / NMC: Deployed:	28 27 1 0			
MERS (>66%)	Assigned: Available: NMC: Deployed:	36 33 0 3			
FCO (≤1 Type I)	Assigned: Available: PMC / NMC: Deployed:	37 5 7 25			
FDRC	Assigned: Available: PMC / NMC: Deployed:	14 3 1 10			

4351-DR-AK
AFO: Anchorage, AK
4342-DR-ID
VJFO: Bothell, WA
FCO: Thomas J. Dargan

4344-DR-CA*
4353-DR-CA**
JFO: Sacramento, CA
FCO: William Roche
MERS: Bothell (Pasadena)
*R-IX IMAT-1 (JFO)
**R-IX IMAT-2 (Pasadena)

3396-EM-CA
JFO: TBD
FCO: Mark Armstrong
MERS: Bothell

4352-DR-Pueblo of Acoma
JFO: TBD
FCO: Gerard M. Stolar
R-VI IMAT-1

4332-DR-TX
JFO: Austin, TX
FCO: Kevin L. Hannes
MERS: Denton
R-VIII IMAT

4345-DR-LA
4277-DR-LA
3392-EM-LA
JFO: Baton Rouge, LA
FCO: John E. Long
LA Recovery Office
Baton Rouge, LA
Manager: M. Womack

4336-DR-PR
4339-DR-PR
JFO: Guaynabo, PR
FCO: Michael F. Byrne
R-III & V IMAT (JFO)
MERS: Bothell, Denton, Denver, Frederick, Maynard, Thomasville

4335-DR-USVI
4340-DR-USVI
JFO: St. Croix, USVI
FCO: William L. Vogel
R-II IMAT (St. Croix)
MERS: Thomasville

4339-EM-FL
4337-DR-FL*
JFO: Orlando, FL
4341-DR-STOF
JFO: Hollywood, FL
FCO: Willie G. Nunn

4330-DR-VT
4316-DR-NH
4329-DR-NH
VJFO: Maynard, MA
4354-DR-ME*
4355-DR-NH
4356-DR-VT
JFO: TBD
FCO: James N. Russo
*R-I IMAT (EOC-Augusta)

4331-DR-WV
JFO: Charleston, WV
FCO: Steven S. Ward

VJFO: Atlanta, GA
4346-DR-SC
3389-EM-AL
4349-DR-AL
FCO: Warren J. Riley
4350-DR-MS
FCO: Manny J. Toro

4338-DR-GA
JFO: Warner Robins, GA
FCO: Thomas J. McCool

Field Offices ★
JFOs: 16
DRs: 34
EMs: 4
Deployed Teams
(Location)

As of 7:00 a.m. EST January 21, 2018

*B-2 Status: Assemble ≤ 2 hours, On Site ≤ 18 hours; B-48 Status: Assemble and deploy ≤ 48 hours; Charlie Status: No team assemble time requirement

FEMA Readiness – Activation Teams



FEMA

Resource	Status	Total	Status	Activated Team	Activation Level	Activation Times	Reason / Comments
NWC		5	Steady State				
NRCC		2	Available				
HLT		1	Available				
RWCs/MOCs		10	Steady State				
RRCCs		10	Available				

Backup Regions: VIII, IV, & V



FEMA

FEMA's mission is to support our citizens and first responders to ensure that as a nation we work together to build, sustain, and improve our capability to prepare for, protect against, respond to, recover from, and mitigate all hazards.