

The Disaster Center is dedicated to the idea that disaster mitigation is cost effective and individuals pursuing their own interest are the greatest potential force for disaster reduction.

Please consider making a small donation to the Disaster Center



When disaster mitigation is cost effective, we are on the road to bringing disasters to an end.



FEMA

Daily Operations Briefing

Monday, January 22, 2018

8:30 a.m. EST

Significant Activity – Jan 19-22



FEMA

Significant Events: None

Tropical Activity:

- Western Pacific – No activity affecting U.S. interests

Significant Weather:

- Blizzard Warning – Central Plains to the Upper Mississippi Valley
- Freezing rain possible – Upper Mississippi Valley to the Northeast
- Heavy snow – Central Plains to the Northeast
- Elevated Fire Weather – Southern Plains
- Space Weather – Past 24 hours: none; next 24 hours: none

Earthquake Activity: No significant activity

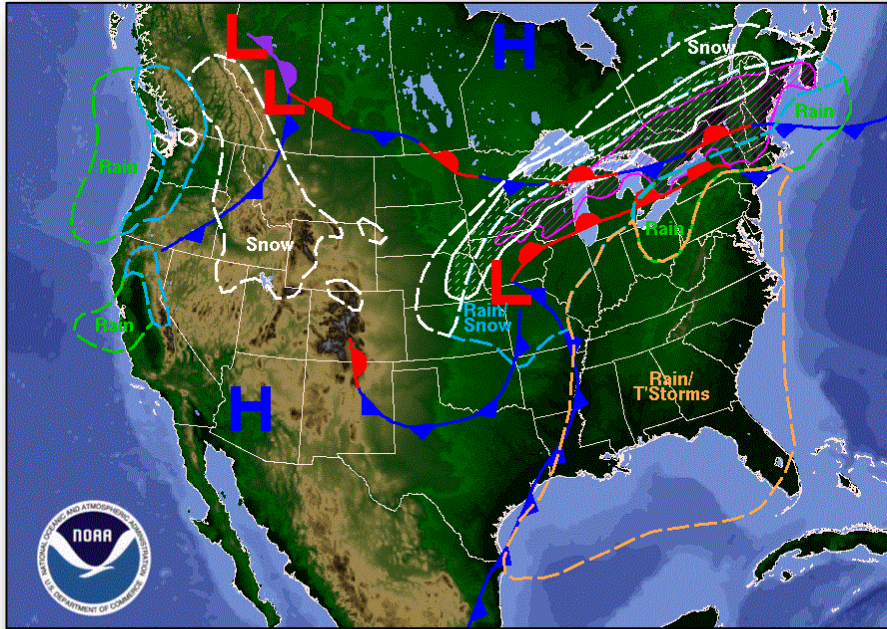
Declaration Activity:

- Amendment No. 1 to FEMA-4348-DR-NY
- Amendment No. 1 to FEMA-4345-DR-LA
- Amendment No. 3 to FEMA-3392-EM-LA
- Amendment No. 3 to FEMA-3382-EM-LA
- Amendment No. 8 to FEMA-4277-DR-LA

National Weather Forecast



FEMA

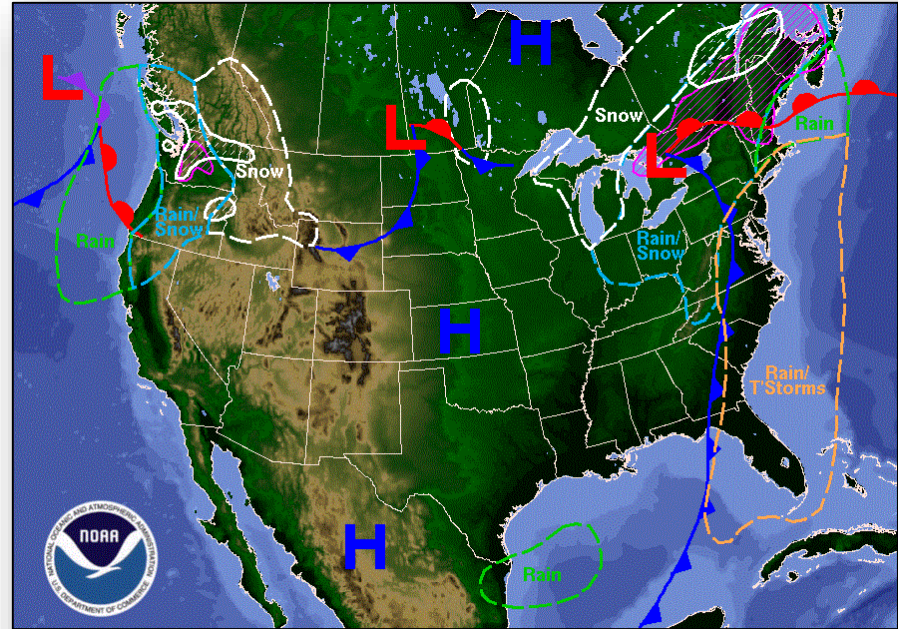


Day 1 National Forecast Chart
 Valid Mon, Jan 22, 2018, issued 4:43 AM EST
 DOC/NOAA/NWS/NCEP/Weather Prediction Center
 Prepared by McCreynolds with WPC/SPC/NHC forecasts

Rain
Rain and T'Storms
Rain and Snow
Snow

Flash Flooding Possible (hatched)
Severe T'Storms Possible (hatched)
Freezing Rain Possible (hatched)
Heavy Snow Possible (hatched)

Today



Day 2 National Forecast Chart
 Valid Tue, Jan 23, 2018, issued 4:49 AM EST Mon, Jan 22, 2018
 DOC/NOAA/NWS/NCEP/Weather Prediction Center
 Prepared by McCreynolds with WPC/SPC/NHC forecasts

Rain
Rain and T'Storms
Rain and Snow
Snow

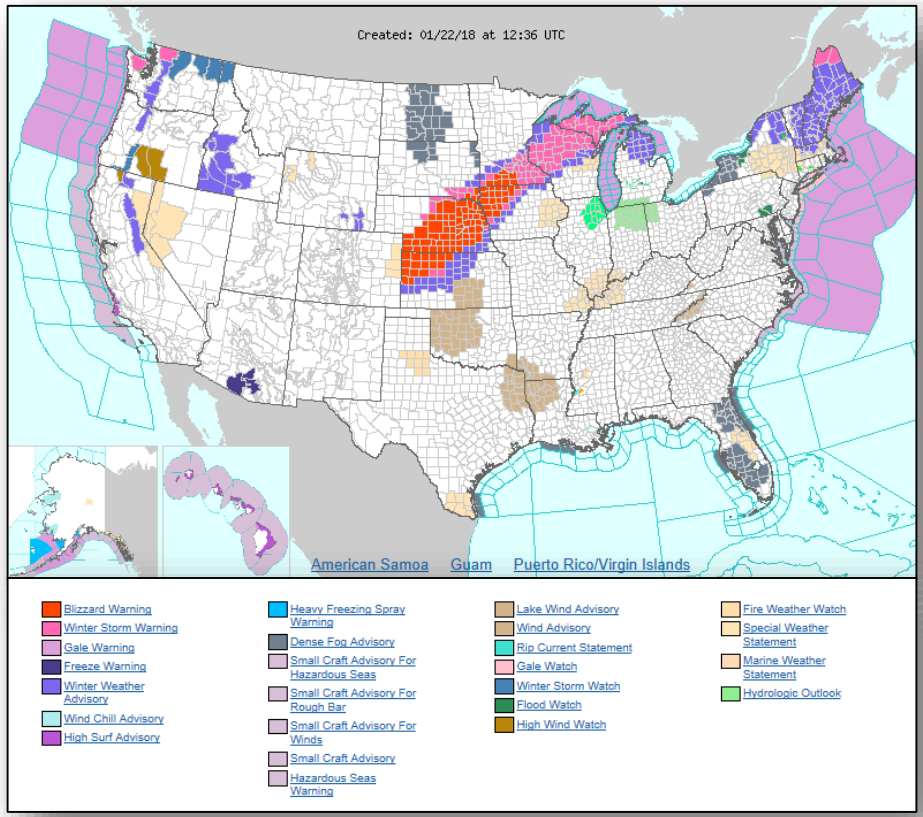
Flash Flooding Possible (hatched)
Severe T'Storms Possible (hatched)
Freezing Rain Possible (hatched)
Heavy Snow Possible (hatched)

Tomorrow

Active Watches and Warnings



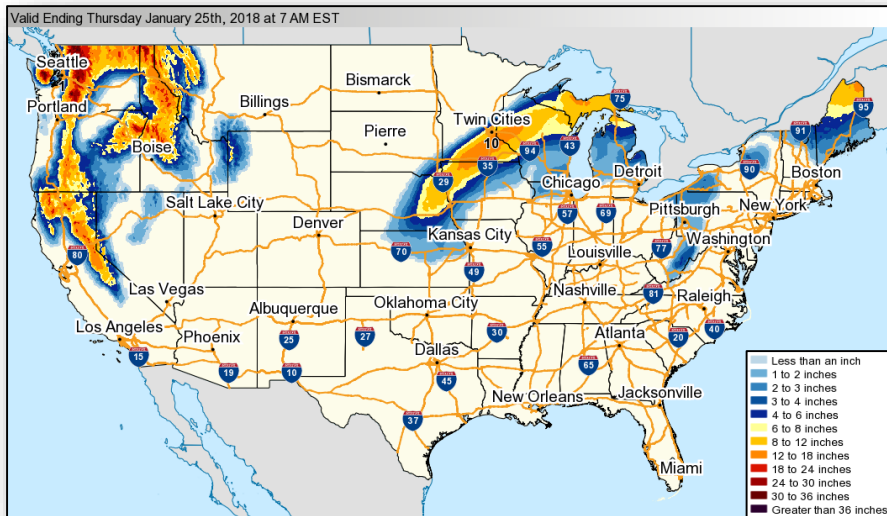
FEMA



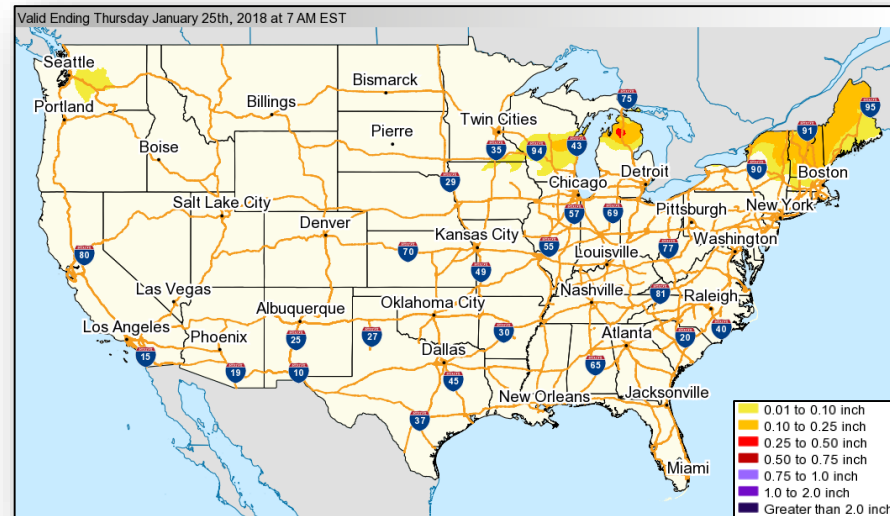
Winter Precipitation Outlook



FEMA



Forecast Snowfall

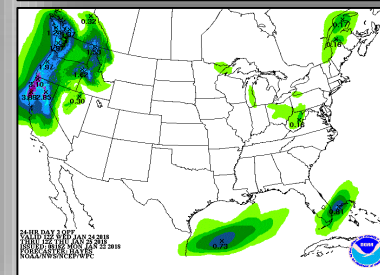
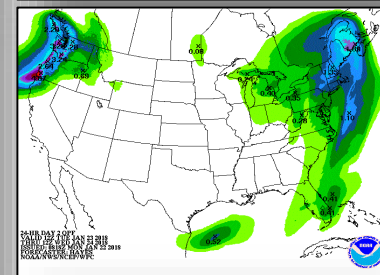
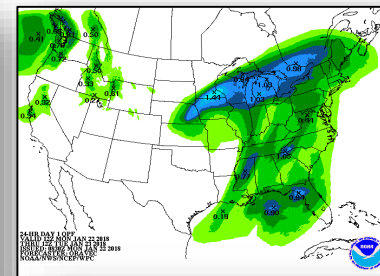
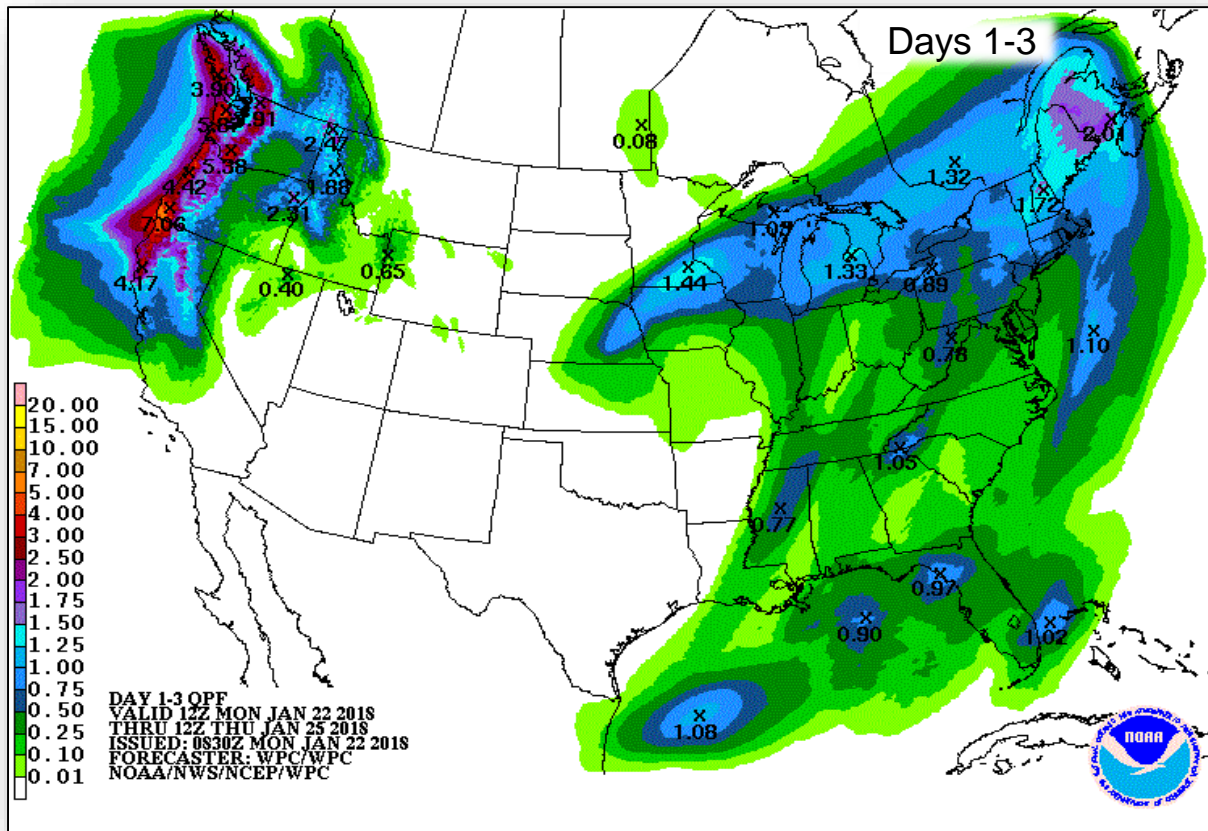


Forecast Ice Accumulation

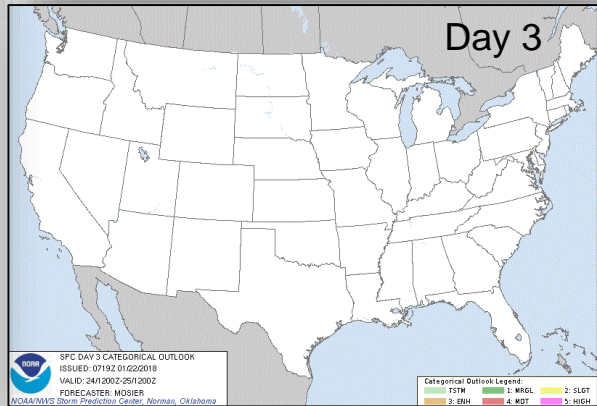
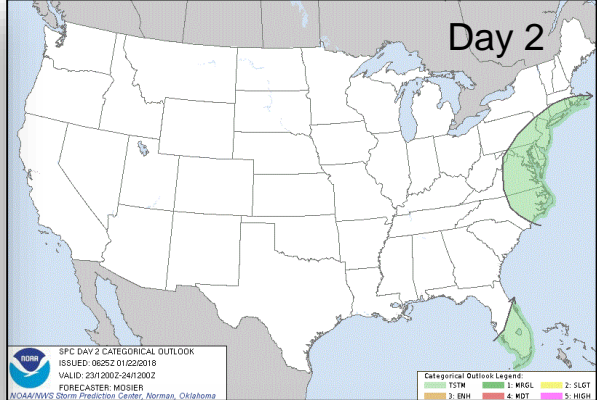
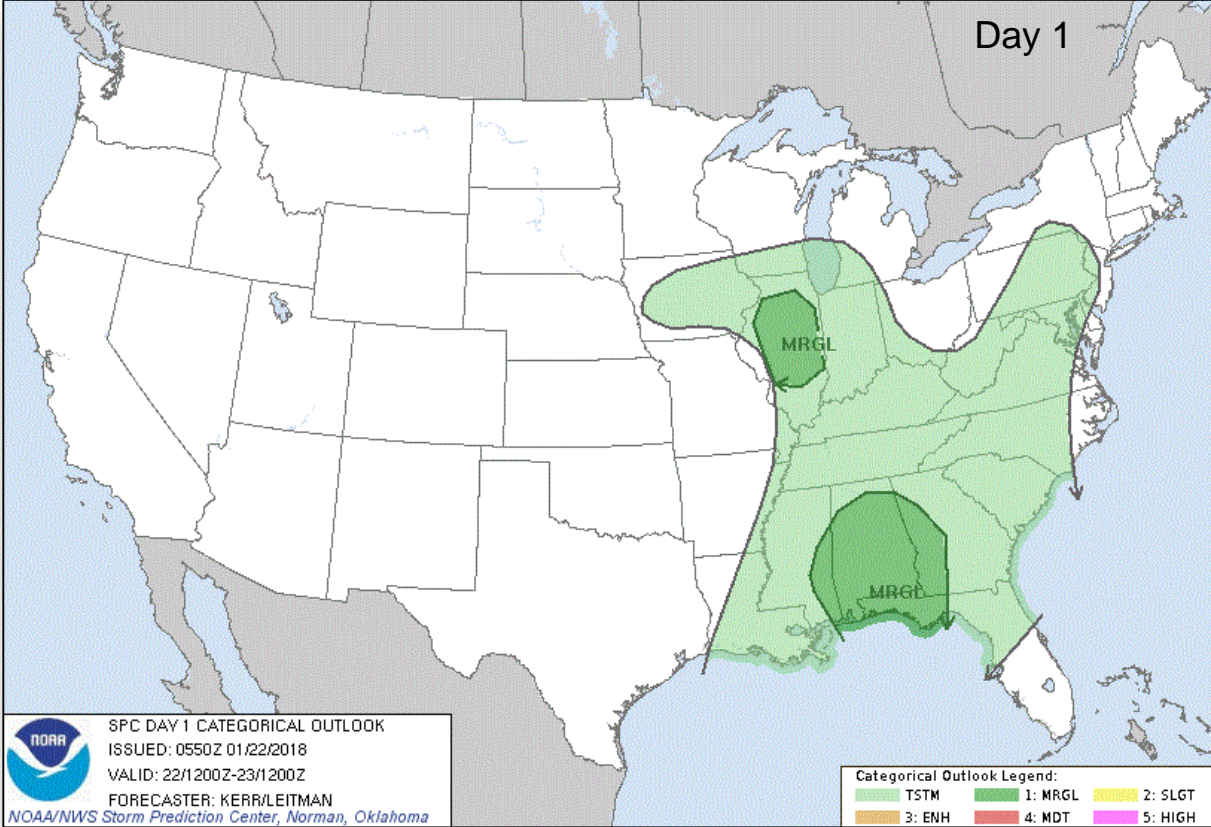
Precipitation Forecast



FEMA



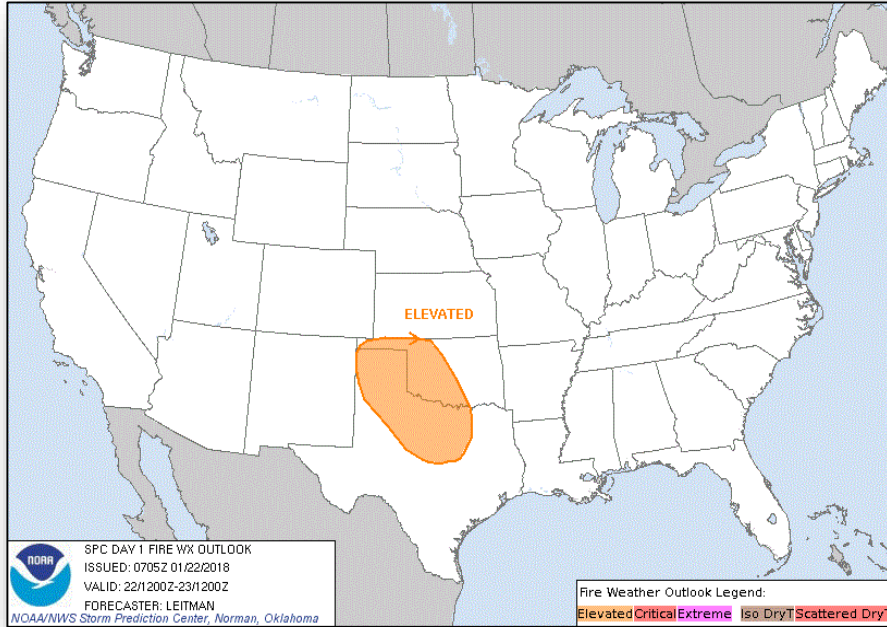
Severe Weather Outlook – Days 1-3



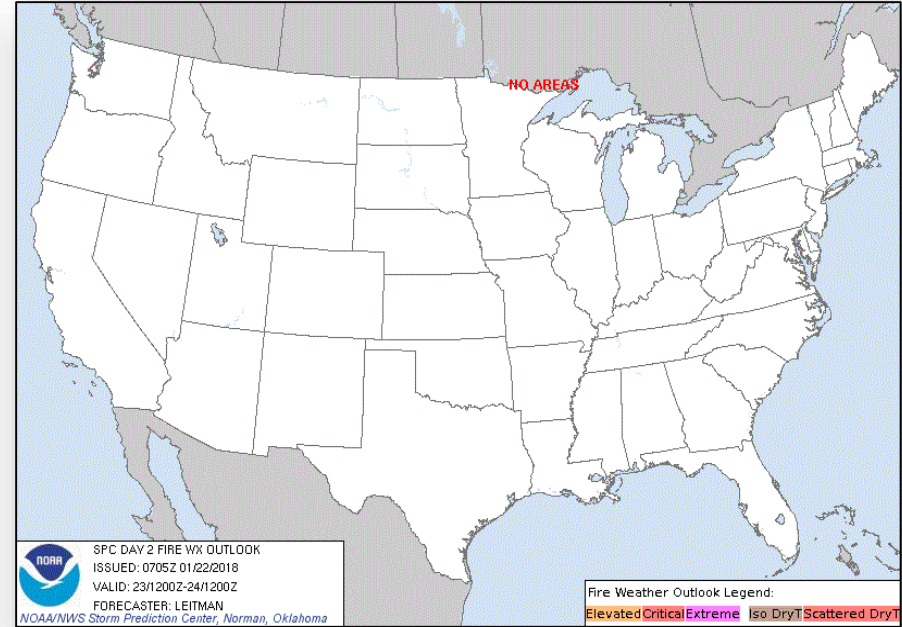
Fire Weather Outlook



FEMA

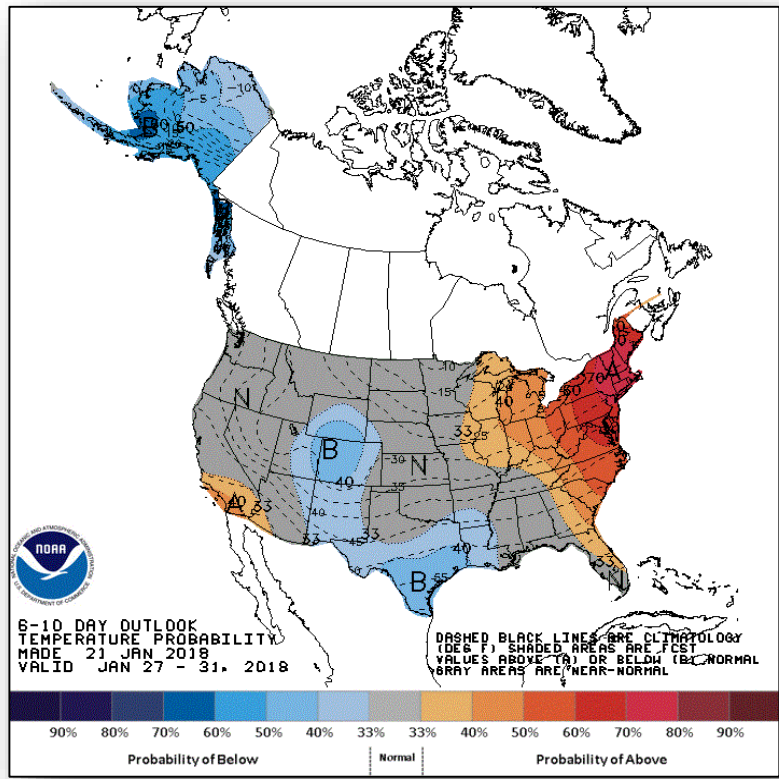


Today

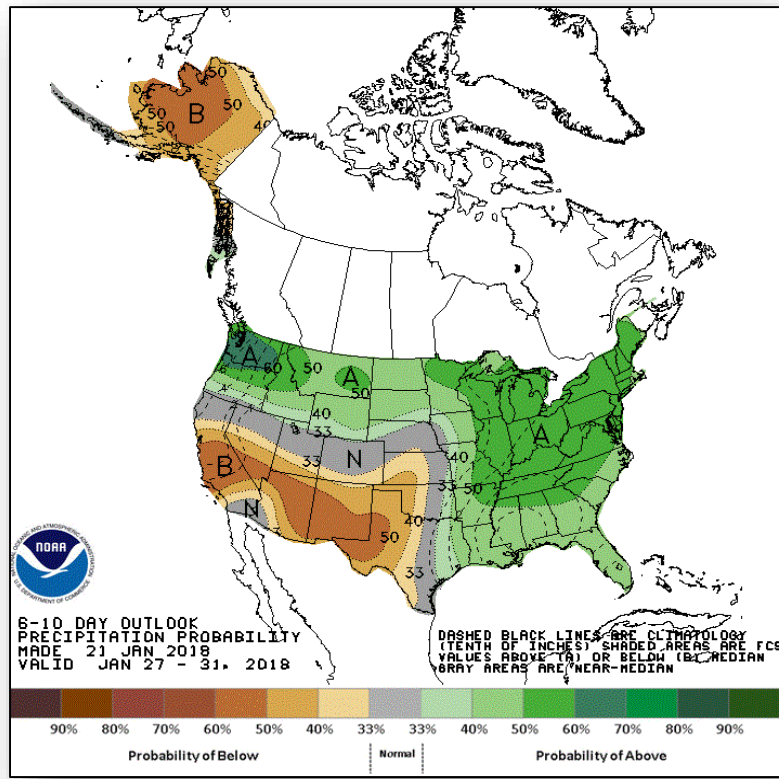


Tomorrow

6-10 Day Outlooks



6-10 Day Temperature Probability



6-10 Day Precipitation Probability

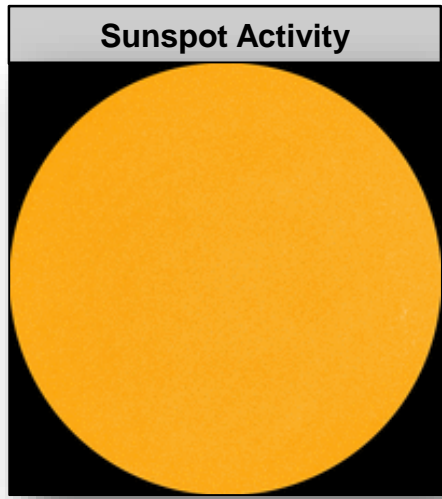

Space Weather



FEMA

	Space Weather Activity	Geomagnetic Storms	Solar Radiation	Radio Blackouts
Past 24 Hours	None	None	None	None
Next 24 Hours	None	None	None	None

For further information on NOAA Space Weather Scales refer to <http://www.swpc.noaa.gov/noaa-scales-explanation>



Disaster Amendments



FEMA

Amendment	Effective Date	Action
Amendment No. 1 to FEMA-4348-DR-NY	January 19, 2018	Adds 2 counties for Public Assistance
Amendment No. 1 to FEMA-4345-DR-LA	January 3, 2018	Changes the FCO to John E. Long
Amendment No. 3 to FEMA-3392-EM-LA	January 3, 2018	Changes the FCO to John E. Long
Amendment No. 3 to FEMA-3382-EM-LA	January 3, 2018	Changes the FCO to John E. Long
Amendment No. 8 to FEMA-4277-DR-LA	January 3, 2018	Changes the FCO to John E. Long

Joint Preliminary Damage Assessments



FEMA

Region	State / Location	Event	IA / PA	Number of Boroughs		Start – End
				Requested	Completed	
X	AK	Coastal Storm December 4, 2017	IA	0	0	N/A
			PA	1	1	1/18 – 1/19

Disaster Requests & Declarations



FEMA

Declaration Requests in Process					Requests APPROVED (since last report)	Requests DENIED (since last report)
1	IA	PA	HM	Date Requested	0	0
NY – DR (Appeal) Severe Storms and Flooding	X	X	X	January 2, 2018		

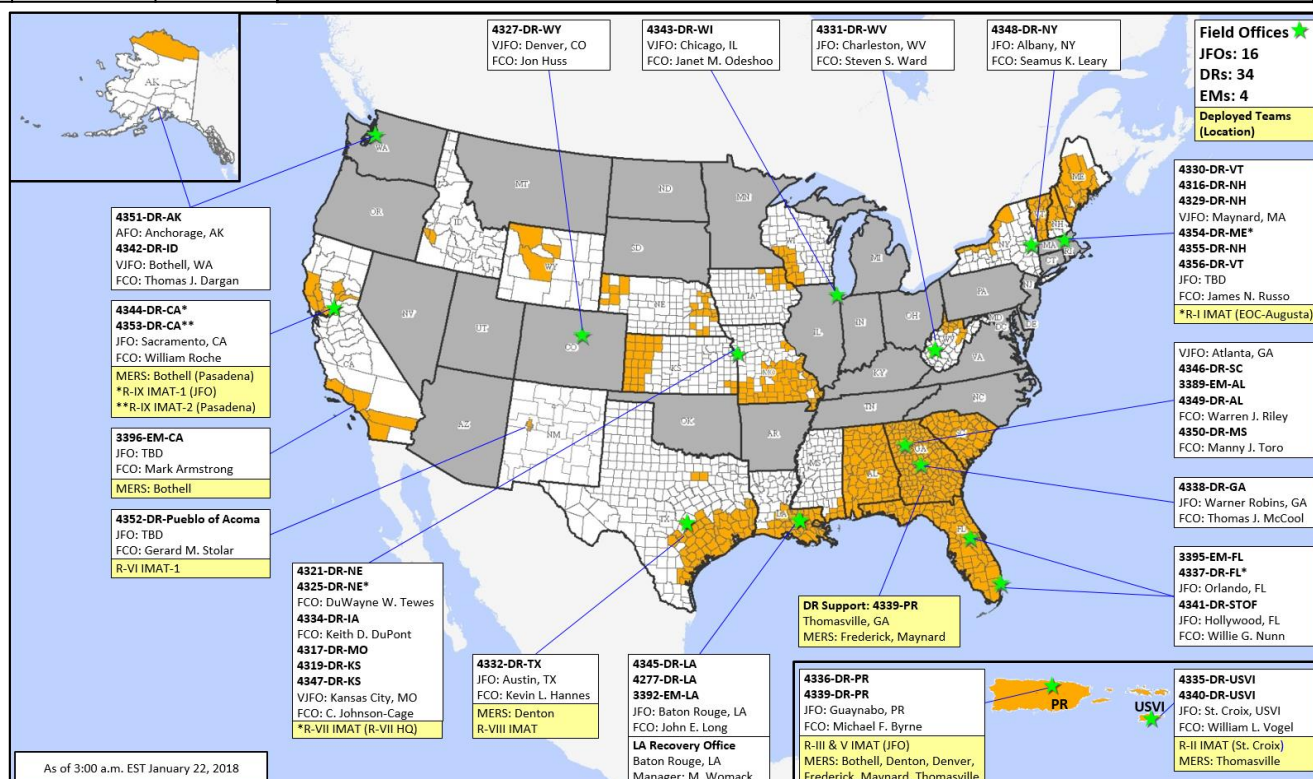
Readiness – Deployable Teams and Assets



FEMA

Resource	Force Strength	Available	Deployed	Other	Cadres with 25% or Less Availability
Total Workforce	11,502 ▼	5,008 ▲ 43%	5,040 ▼	1,454	None

National IMATs* (3 Teams)	East 1:	B-2
	East 2:	B-48
	West:	Charlie
Regional IMATs (0-3 Teams)	Assigned:	13
	Available:	3
	PMC / NMC:	1
	Deployed:	9
US&R (>66%)	Assigned:	28
	Available:	27
	PMC / NMC:	1
	Deployed:	0
MERS (>66%)	Assigned:	36
	Available:	33
	NMC:	0
	Deployed:	3
FCO (≤1 Type I)	Assigned:	37
	Available:	5
	PMC / NMC:	7
	Deployed:	25
FDR	Assigned:	14
	Available:	3
	PMC / NMC:	1
	Deployed:	10



*B-2 Status: Assemble ≤ 2 hours, On Site ≤ 18 hours; B-48 Status: Assemble and deploy ≤ 48 hours; Charlie Status: No team assemble time requirement

FEMA Readiness – Activation Teams



FEMA

Resource	Status	Total	Status	Activated Team	Activation Level	Activation Times	Reason / Comments
NWC		5	Steady State				
NRCC		2	Available				
HLT		1	Available				
RWCs/MOCs		10	Steady State				
RRCCs		10	Available				

Backup Regions: VIII, IV, & V



FEMA

FEMA's mission is to support our citizens and first responders to ensure that as a nation we work together to build, sustain, and improve our capability to prepare for, protect against, respond to, recover from, and mitigate all hazards.