

The Disaster Center is dedicated to the idea that disaster mitigation is cost effective and individuals pursuing their own interest are the greatest potential force for disaster reduction.

Please consider making a small donation to the Disaster Center



When disaster mitigation is cost effective, we are on the road to bringing disasters to an end.



FEMA

Daily Operations Briefing

Tuesday, January 23, 2018

8:30 a.m. EST

Significant Activity – Jan 22-23



FEMA

Significant Events: M7.9 earthquake – Kodiak, AK

Tropical Activity:

- Western Pacific – No activity affecting U.S. interests

Significant Weather:

- Heavy snow possible – Pacific Northwest to Northern Rockies
- Freezing rain possible – Pacific Northwest/Northern Intermountain; Northeast
- Severe thunderstorms possible – Mid-Atlantic
- Space Weather – Past 24 hours: none occurred; next 24 hours: none predicted

Earthquake Activity: M7.9 earthquake – Kodiak, AK

Declaration Activity: None

Earthquake – Kodiak, AK - FINAL



FEMA

M7.9 Earthquake – Kodiak, AK

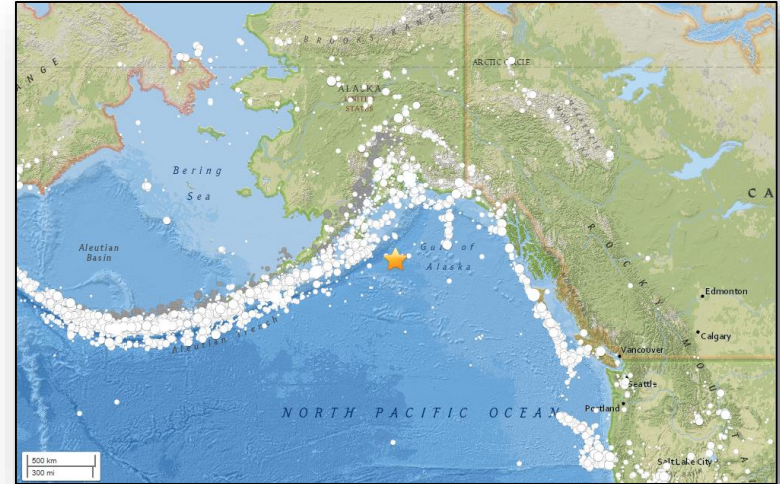
- Magnitude 7.9 earthquake occurred at 4:31 EST on January 23, 2018, 174 miles SE of Kodiak, AK at a depth of 15 miles
- Green PAGER alert issued indicating low likelihood of shaking-related fatalities and economic losses
- Level IV on Modified Mercalli Intensity scale – 105k exposed to light shaking; 279k exposed to weak shaking
- Numerous aftershocks have occurred
- Tsunami Watches, Warnings Advisories have been cancelled
- Small tsunami with height of ½ foot confirmed, some impacts expected in Kodiak, AK

State/Local Response

- AK EOC at Partial Activation; WA & OR EOCs at Monitoring
- Communities of Kodiak, Sitka, and Seward, AK have issued local evacuation orders
- HI EOC was at Full Activation, American Samoa EOC was at Partial Activation, both returned to Normal Operations

Federal Response

- FEMA Region X RRCC at Level II, Partial Activation (24/7)
- FEMA Region IX RWC at Steady State
- No requests for FEMA assistance





U.S. Virgin Islands Force Laydown for Operational Period 0700AST 22JAN2018 – 0700AST 29JAN2018

ST. THOMAS

FEMA: Gemini (Responder Berthing); Disaster Recovery Centers #7 and #10; IA Voluntary Agency Liaison TF, Housing Task Force; Disability Integration Field TF; PA Site Inspections TF, Kick Off Meeting TF, Hospital TF, Schools TF; Mitigation Hazard & Flood Plain Assessment Specialist, Mitigation 406 Specialist, Hazard Mitigation Community Education & Outreach Specialist; Environmental & Historic Preservation TF; Intergovernmental Affairs Specialist, Media Relations ST

SBA: Business Recovery Center #1

DEC: SatCom Technician

ESF-3: Temporary Power TF, Debris Removal TF, Critical Public Facilities TF

ESF-10: Drinking Water Assessment, Household Hazardous Waste TF, Medical Waste TF, USCG-EPA Vessel Retrieval TF, Orphan Container TF



ST. JOHN

FEMA: Responder berthing in various locations; Disaster Recovery Center #9; IA Voluntary Agency Liaison, Housing TF; PA Kick Off Meeting TF; Environmental Specialist; Hazard Mitigation Community Education & Outreach Specialist, Mitigation 406 Specialist

ESF-3: Debris Removal TF, Critical Public Facilities TF

ESF-10: EPA Household Hazardous Waste ST; USCG-EPA Vessel Retrieval TF, Orphan Container TF

ST. CROIX

FEMA: R II-IMAT; Fascination (Responder Berthing); Disaster Recovery Centers #1 and #2; Power Restoration TF, Debris Management TF, Wastewater TF, Hospital TF, Schools TF, STEP/Sheltering TF, PA Site Inspections TF; IA Voluntary Agency Liaison TF, Housing TF, Mass Care TF, Human Services TF; Disability Integration Field TF, Disability Integration Durable Medical Equipment Distribution Team; Mitigation Hazard & Flood Plain Assessment ST, Mitigation 406 ST, Hazard Mitigation Community Education & Outreach Specialist; Environmental & Historic Preservation TF; Private Sector Specialist; Joint Information Center, Digital Communications Specialist (Virtual 23JAN-29JAN)

SBA: Business Recovery Center #2

DEC: Disaster Emergency Communications Coordinator, SatCom Technician

ESF-3: Temporary Power TF; Debris Removal TF, Critical Public Facilities TF

ESF-8: Field Coordinator

ESF-10: Household Hazardous Waste TF & Collection Site; Medical Waste TF, White Goods TF; USCG-EPA Vessel Retrieval TF

Incident Facility

- VITEMA Emergency Operations Center (EOC)
- Joint Field Office (JFO)
- Branch Office
- Division Office
- Disaster Recovery Center (DRC)
- Small Business Administration - Business Recovery Center (SBA-BRC)
- Staging Area
- Debris/Household Hazardous Waste Staging Area
- Medical Center
- Power Plant
- USVI Districts





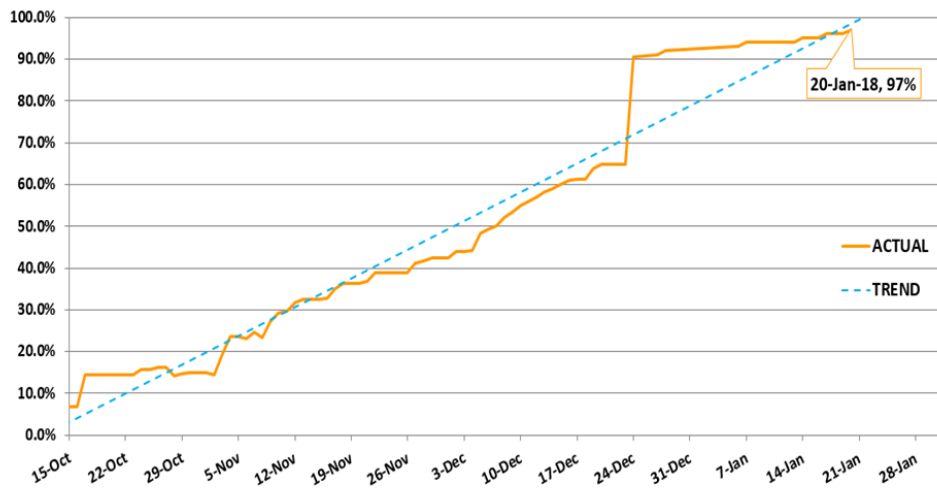
FEMA-4335-DR-VI (Hurricane Irma) / FEMA-4340-DR-VI (Hurricane Maria)

22JAN2018 1130AST

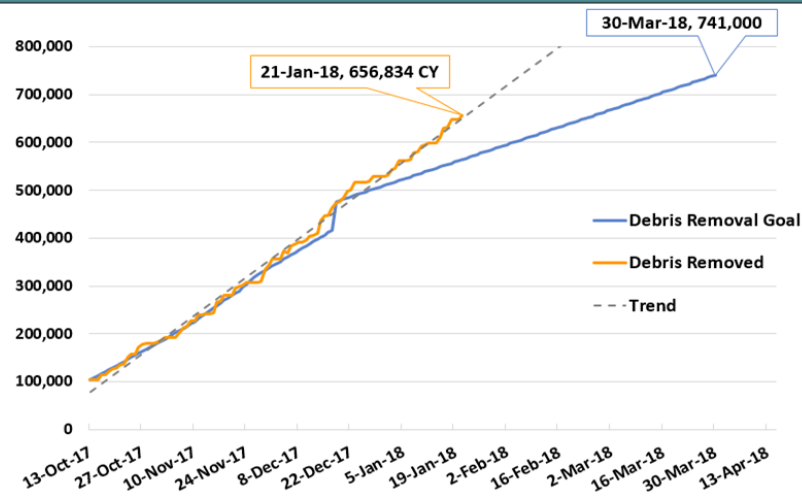


FEMA

Power Restoration



Debris Removal



1700AST 01/20/2018

Power Restoration

	STJ	STT	STX	USVI	Goal
%	99%	95%	98%	97%	As of 20JAN, backbone on STJ & STT 100% energized, STX 99.7% energized. Laterals on STJ 99% energized, on STT 98.8% & STX 96.2% energized.
Change Since Last Report	NC	NC	+6%	+3%	

1700AST 01/21/2018

Debris Removal

	Total Removed	Change Since Last Report	Debris Removal Estimates	Percent Complete
STJ	43,041 CY	4,258 CY	25,000 CY	172%
STT	125,713 CY	10,286 CY	116,000 CY	108%
STX	488,080	43,597 CY	600,000 CY	81%
USVI	656,834 CY	58,141 CY	741,000 CY	89%
Notes	Remove 741K CY by 30MAR2018; 100,000 per month			

1700AST 01/19/2018

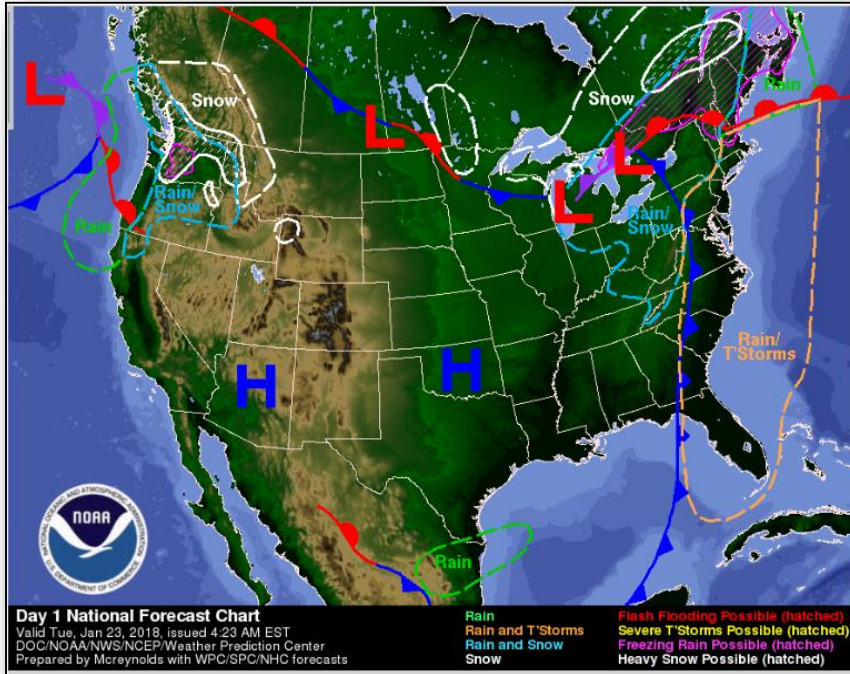
Temporary Power - Generators

	Assess. Requested	Assess. Ineligible	Install Requested	Installs In Process	Installs on Hold	Install Complete	De-Installs	Generators In Use
STJ	28	9	19	0	0	19	19	0
STT	148	77	71	0	0	71	57	14
STX	140	49	92	0	2	90	80	10
USVI	316	135	182	0	2	180	156	24
Notes	26 generators available on STX and 9 generators available on STT							

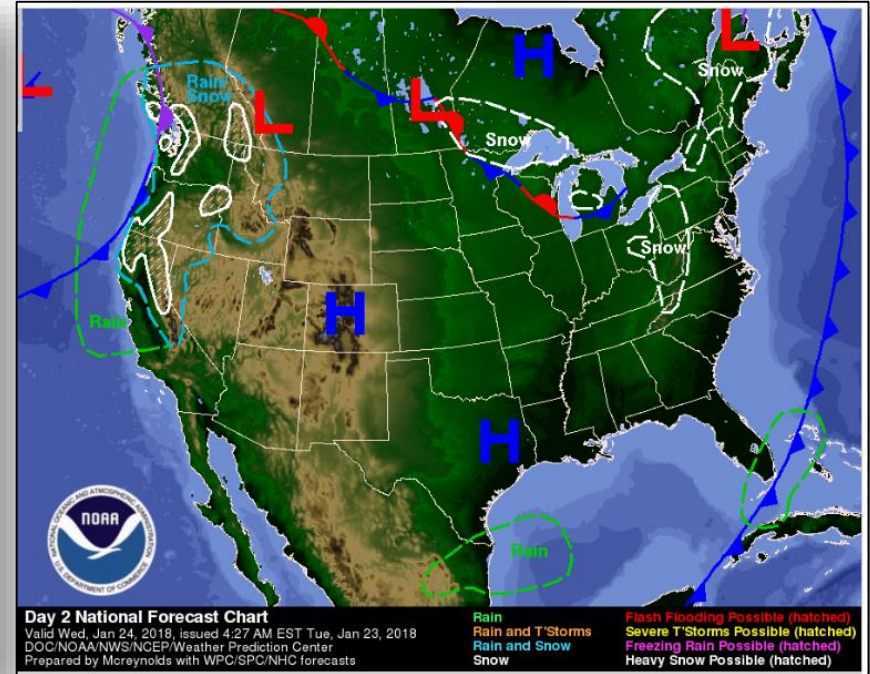
National Weather Forecast



FEMA



Today

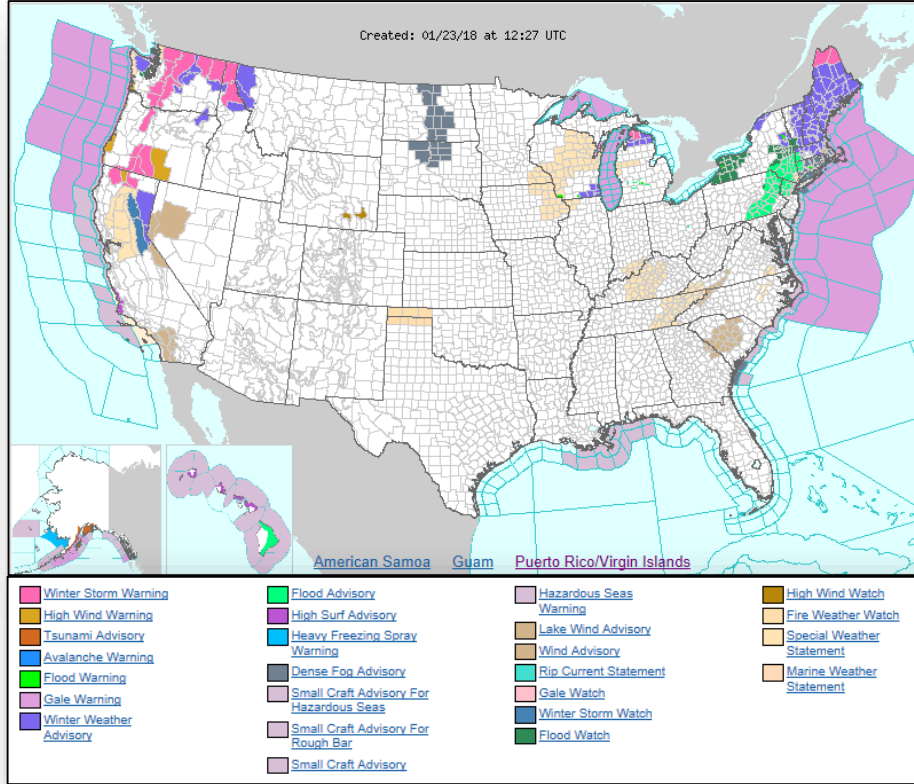


Tomorrow

Active Watches and Warnings



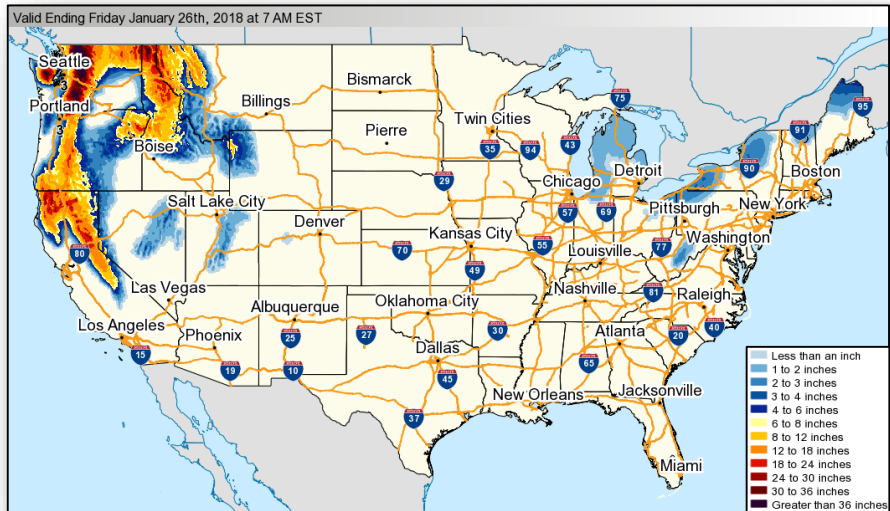
FEMA



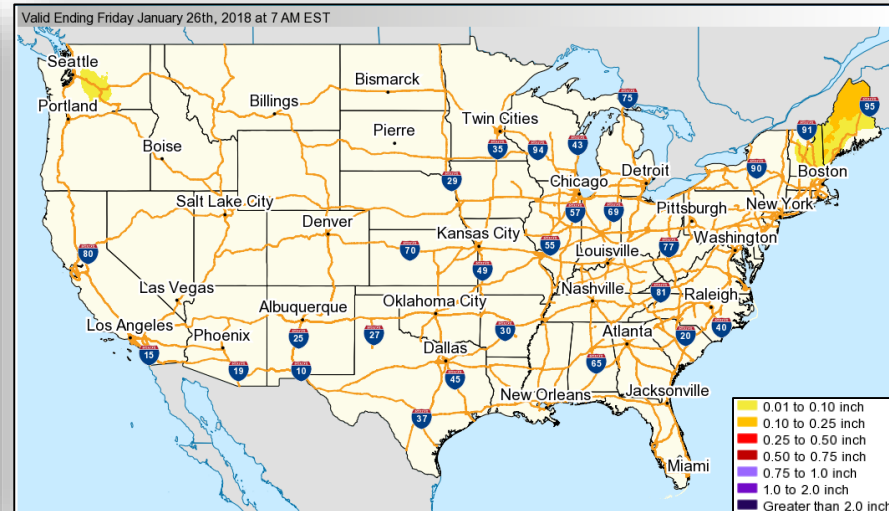
Winter Precipitation Outlook



FEMA



Forecast Snowfall

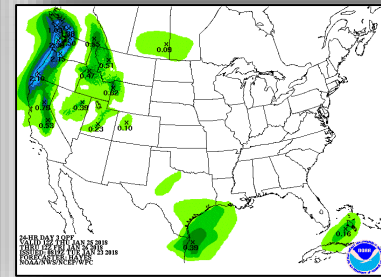
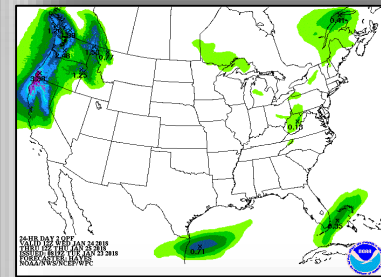
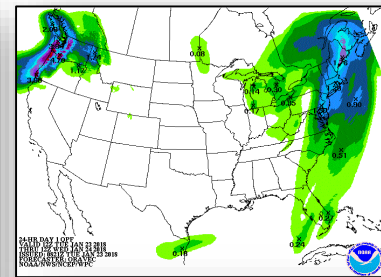
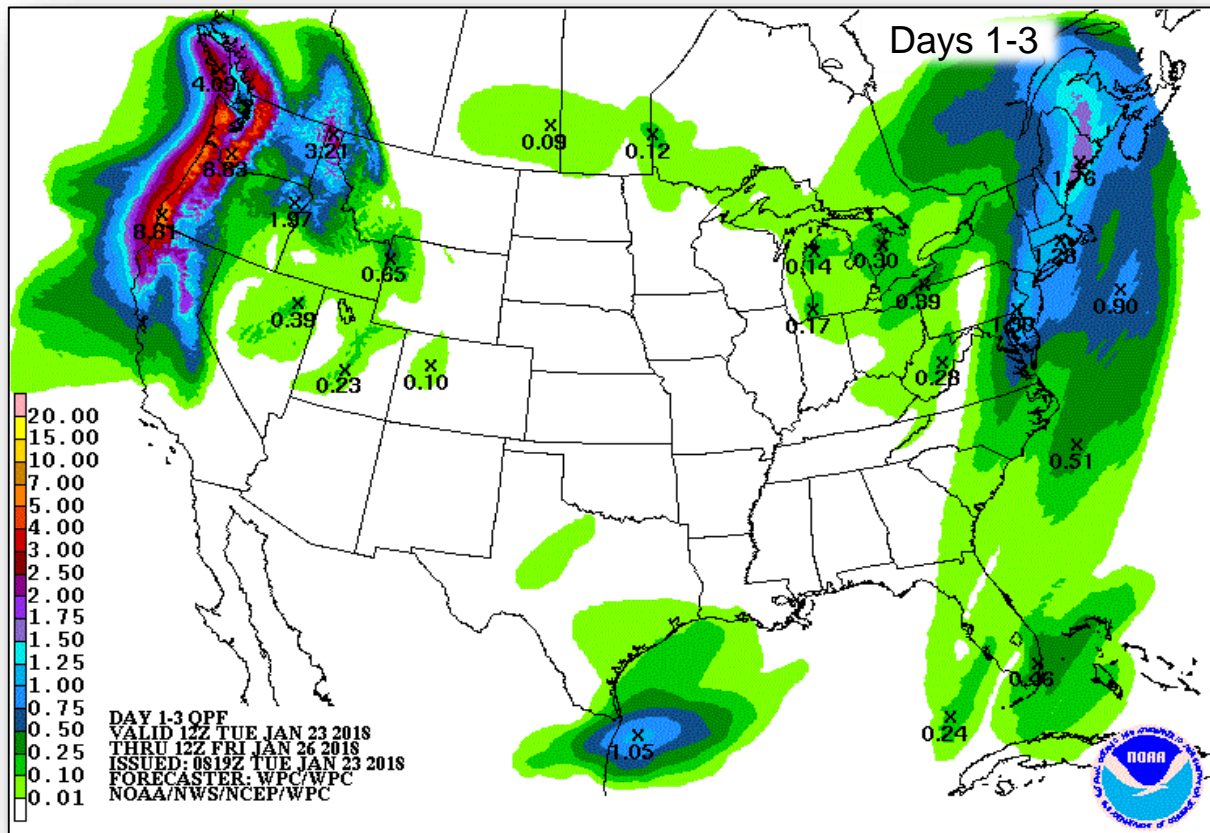


Forecast Ice Accumulation

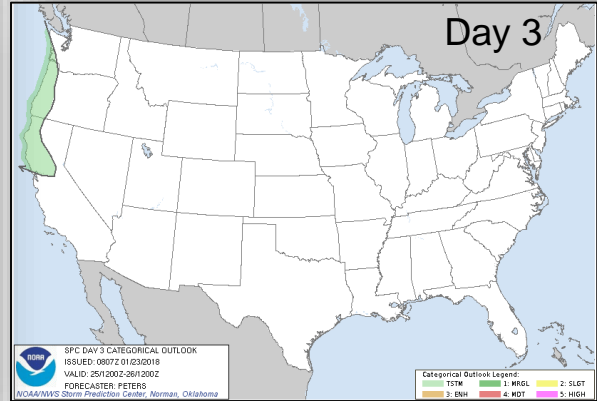
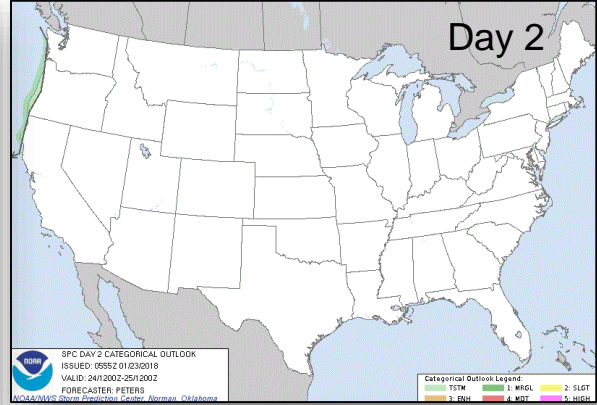
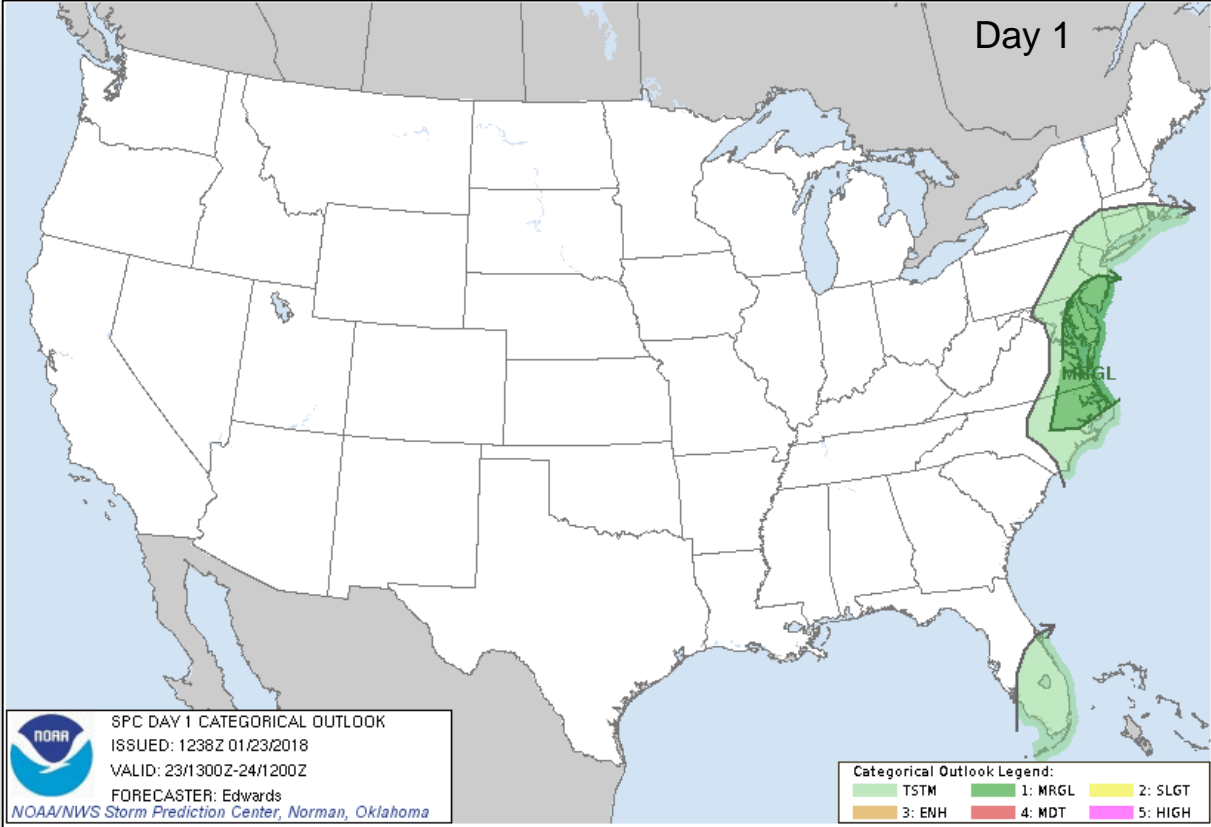
Precipitation Forecast



FEMA



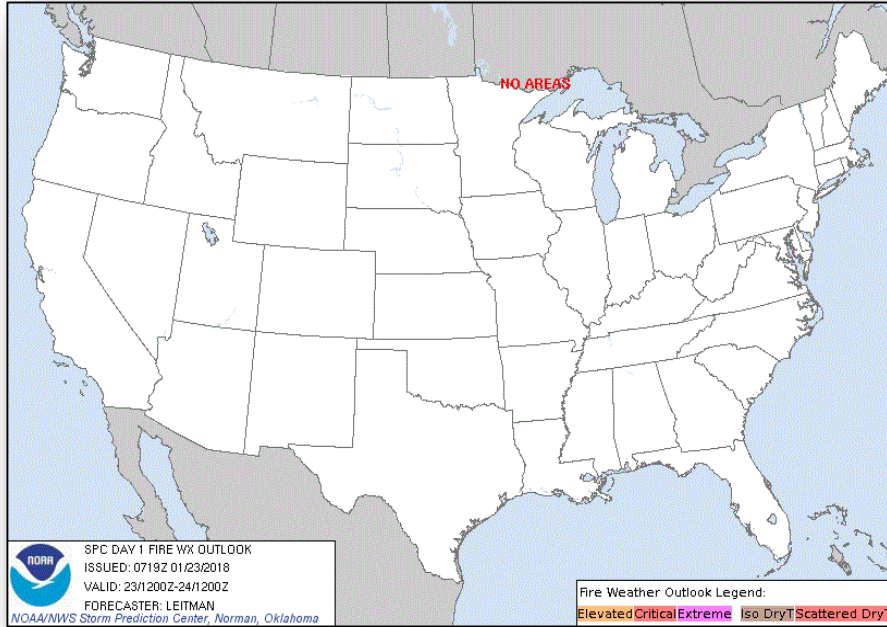
Severe Weather Outlook – Days 1-3



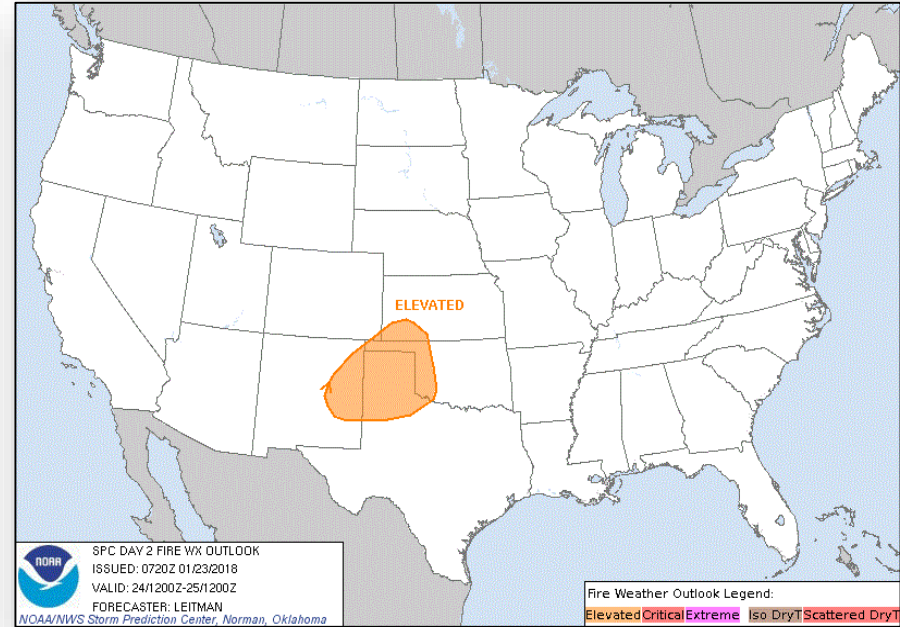
Fire Weather Outlook



FEMA



Today

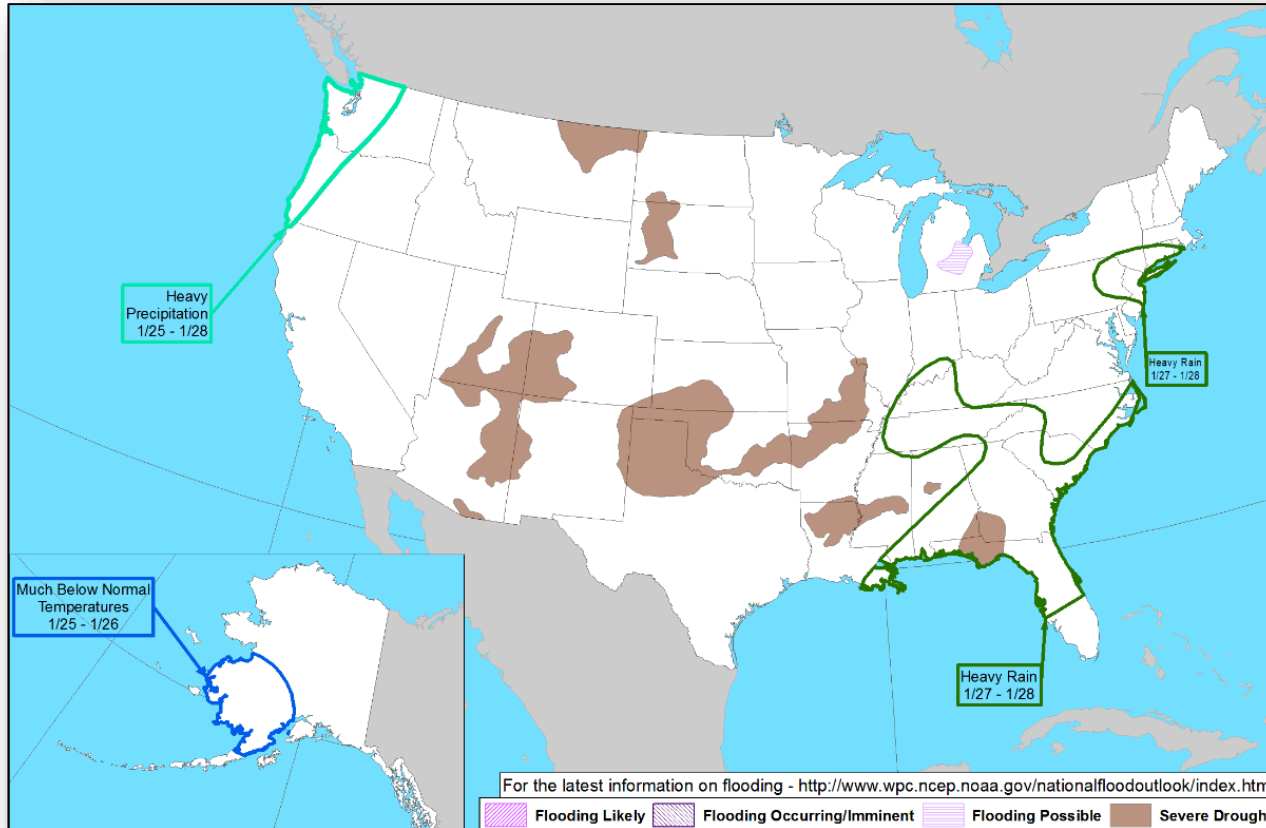


Tomorrow

Hazards Outlook – Jan 25-29



FEMA



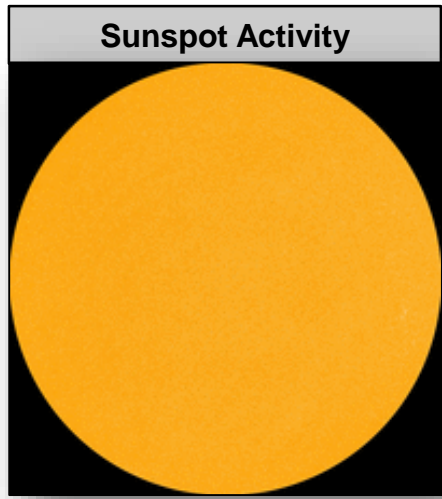

Space Weather



FEMA

	Space Weather Activity	Geomagnetic Storms	Solar Radiation	Radio Blackouts
Past 24 Hours	None	None	None	None
Next 24 Hours	None	None	None	None

For further information on NOAA Space Weather Scales refer to <http://www.swpc.noaa.gov/noaa-scales-explanation>



Disaster Requests & Declarations



FEMA

Declaration Requests in Process					Requests APPROVED (since last report)	Requests DENIED (since last report)
1	IA	PA	HM	Date Requested	0	0
NY – DR (Appeal) Severe Storms and Flooding	X	X	X	January 2, 2018		

Readiness – Deployable Teams and Assets



Resource	Force Strength	Available	Deployed	Other	Cadres with 25% or Less Availability
Total Workforce	11,508 ▲	5,020 ▲43%	5,021 ▼	1,467	DI 21% (16/78); EHP 17% (59/343); SEC 16% (16/100)
National IMATs* (3 Teams)	East 1: East 2: West:	B-2 B-48 Charlie	<p>As of 3:00 a.m. EST January 23, 2018</p>		

*B-2 Status: Assemble ≤ 2 hours, On Site ≤ 18 hours; B-48 Status: Assemble and deploy ≤ 48 hours; Charlie Status: No team assemble time requirement

FEMA Readiness – Activation Teams



FEMA

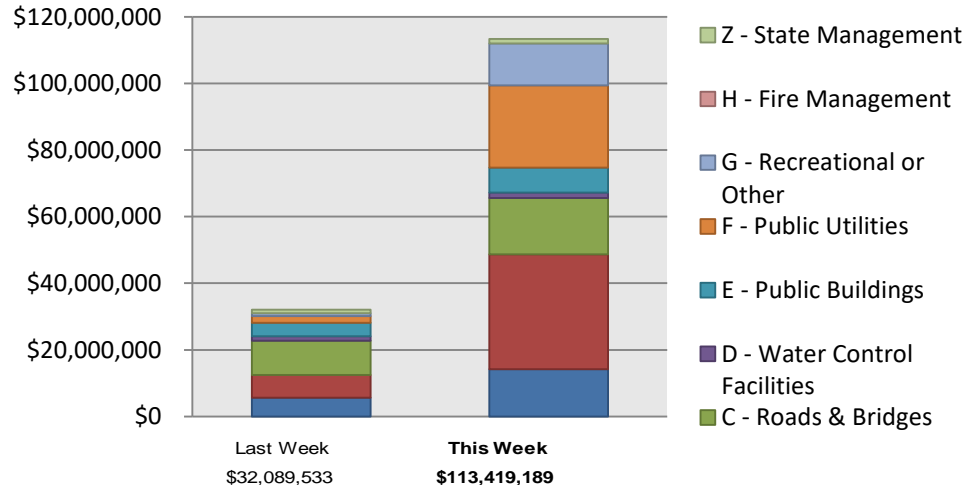
Resource	Status	Total	Status	Activated Team	Activation Level	Activation Times	Reason / Comments
NWC		5	Steady State				
NRCC		2	Available				
HLT		1	Available				
RWCs/MOCs		10	Steady State				
RRCCs		10	Available	Region X	Level I (24/7)		

Backup Regions: VIII, IV, & V

Public Assistance Grant Program

PA Project Worksheets Obligated in past week, as of 01/22/18 at 1500 EDT										
PA Category	Emergency Work		Permanent Work					H - Fire Management	Z - State Management	Total
	A - Debris Removal	B - Protective Measures	C - Roads & Bridges	D - Water Control Facilities	E - Public Buildings	F - Public Utilities	G - Recreational or Other			
Number Of PWs Obligated	71	101	134	14	44	23	32	0	4	423
Federal Share Obligated	\$14,183,258.19	\$34,498,596.27	\$16,929,271.15	\$1,652,078.35	\$7,515,699.49	\$24,644,158.15	\$12,635,820.64	\$0.00	\$1,360,307.16	\$113,419,189.40

Public Assistance Obligated per Category In the Past 2 Weeks – 1/8/2018 through 1/22/2018



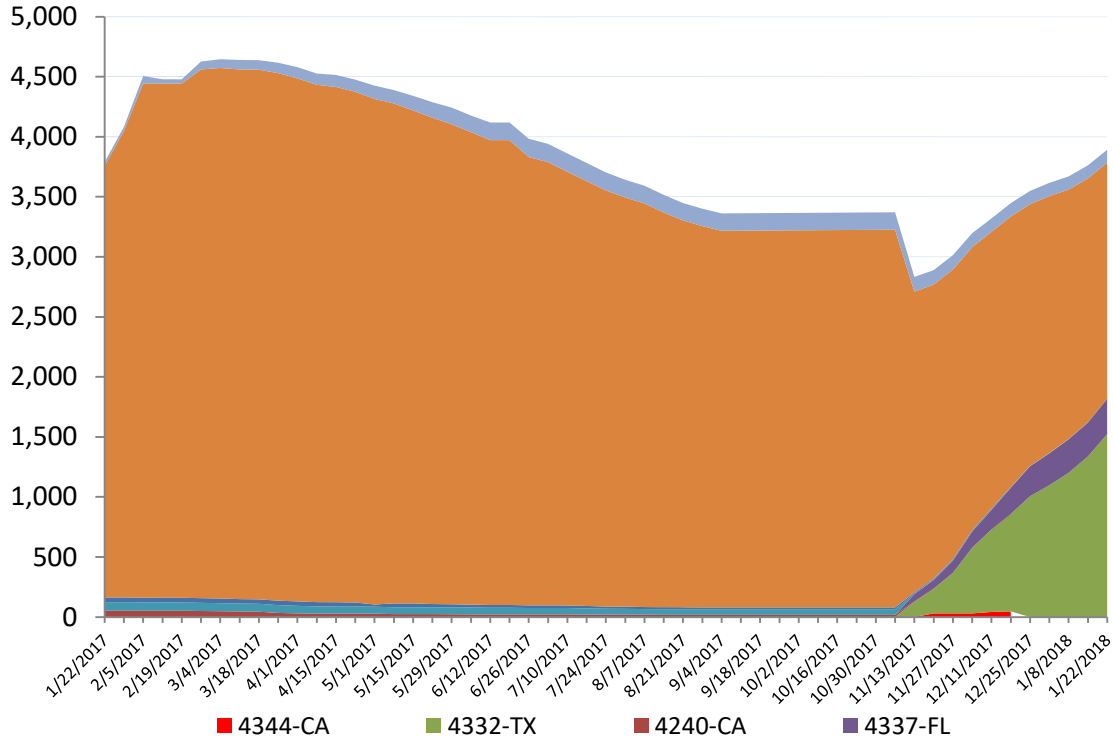
This weeks PA Highlights

- **Approximately \$11.8 Million was obligated to Protective Measures for Puerto Rico.**
- **Over \$7.2 Million was obligated to Roads and Bridges for North Carolina.**
- **Over \$1.6 Million was obligated to Debris Removal for California.**
- **Over \$6.5 Million was obligated to Public Buildings for Louisiana.**

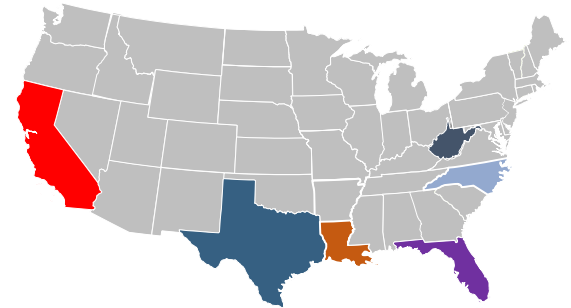
Direct Housing

Total Households in FEMA Direct Housing per State

Past Year per Week, 1/22/2017 – 1/22/2018, There are currently **4,066** Households Occupying **4,066** Temporary Units



DR	IA Declaration Date	Program End Date	Current # of Households in Direct Housing (Weekly Change)
4277-LA	8/14/2016	2/14/2018	1,965 (-66)
4285-NC	10/10/2016	4/10/2018	108 (-1)
4332-TX	8/25/2017	2/25/2018	1,523 (+186)
4337-FL	9/10/2017	3/10/2018	293 (+11)
4344-CA	10/10/2017	4/10/2018	161 (+34)
4339-PR	9/10/2017	3/20/2019	13 (0)
4266-TX	3/19/2016	9/19/2017	3 (0)

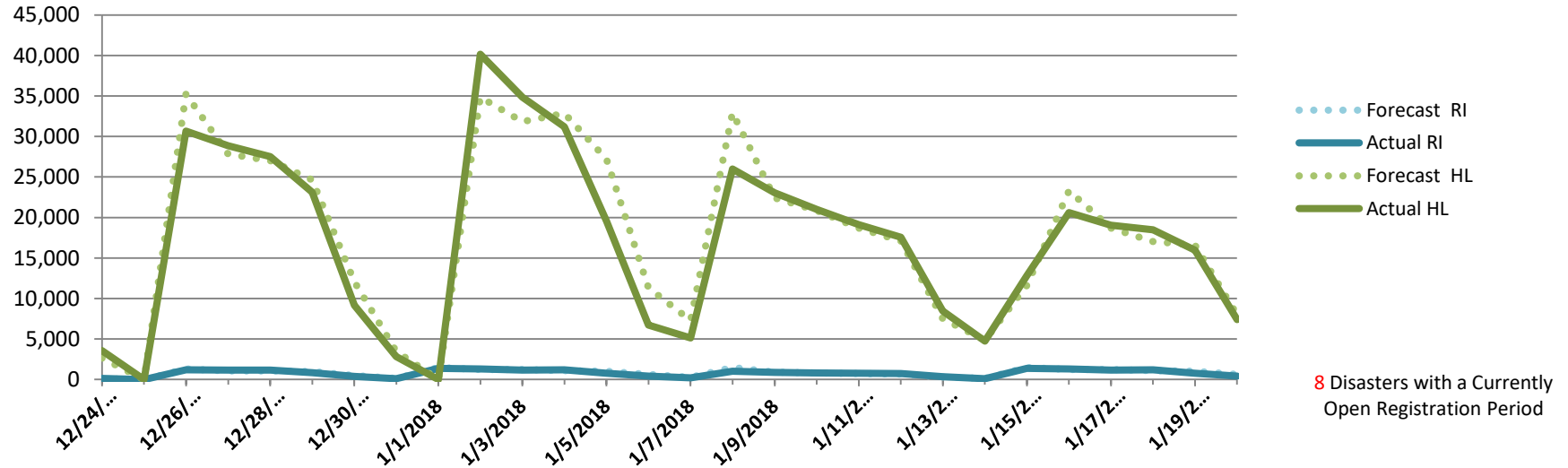


States with Currently Occupied Units

NPSC Call Activity

NPSC Call Activity in the Past Week 1/14/2018 through 1/20/2018		
Call Type	Projected Calls	Actual Calls
Registration Intake:	6,855	6,300
Helpline:	100,012	99,099
Combined:	106,867	105,399

NPSC Call Forecasting and Actual Calls Over the Past 4 Weeks 12/24/2017 through 1/20/2018

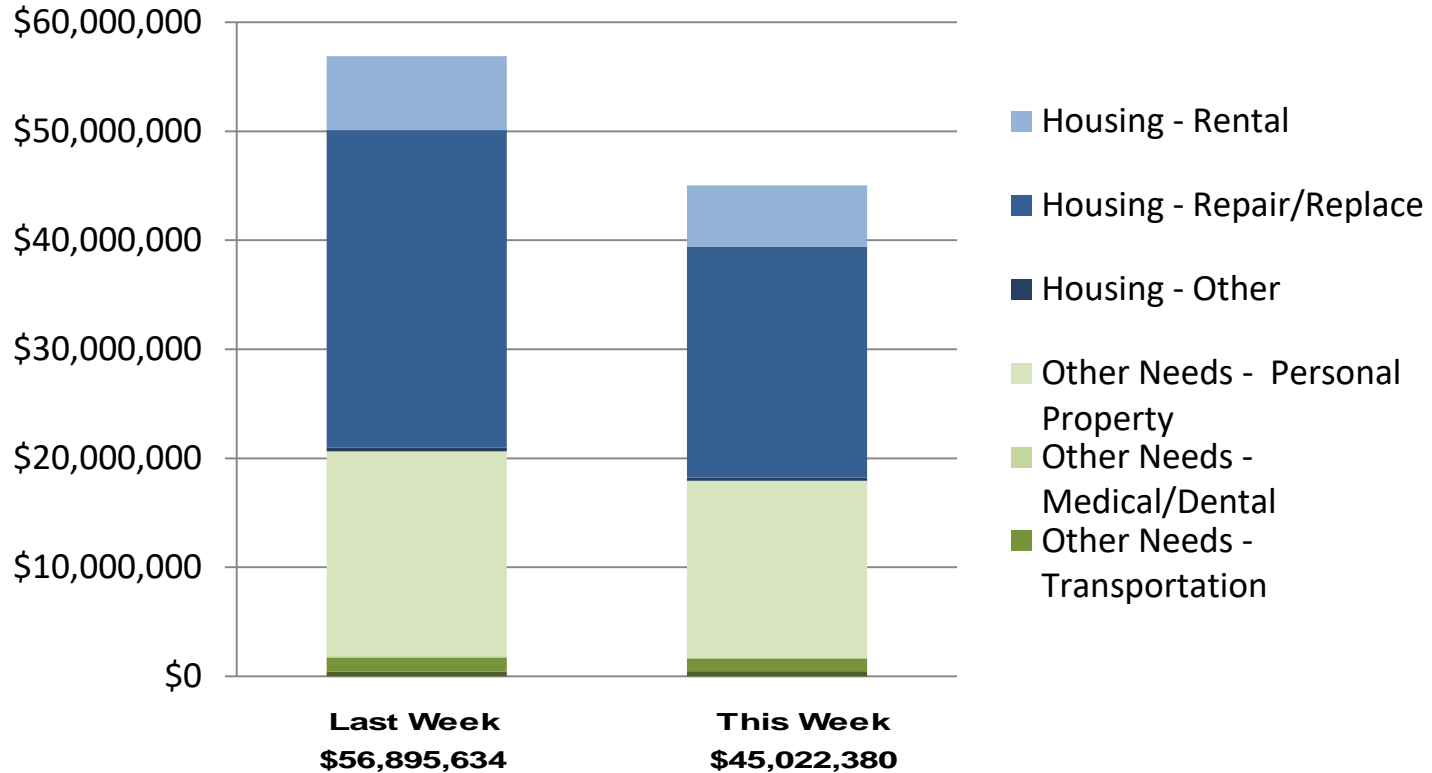


Individual Assistance Activity

		Individuals and Households Program Activity As Of: 1/22/18			
		In Past 7 Days		Cumulative	
		Applicants Approved	Amount Approved	Applicants Approved	Amount Approved
		4336-PR Declared 09-10-2017	End Of Reg Period 03-20-2018		
Open Registration Period	Housing Assistance	10	\$34,965.83	808	\$1,453,358.65
	Other Needs Assistance	11	\$14,525.22	906	\$1,406,087.08
	Total IHP	\$49,491.05		\$2,859,445.73	
	Average IHP			\$2,259	
	Total Max Grants			1	
		4339-PR Declared 09-20-2017	End Of Reg Period 03-20-2018		
Open Registration Period	Housing Assistance	3,962	\$15,742,496.18	180,232	\$499,928,685.25
	Other Needs Assistance	5,007	\$9,787,224.13	340,762	\$426,967,123.14
	Total IHP	\$25,529,720.31		\$926,895,808.39	
	Average IHP			\$2,252	
	Total Max Grants			2098	
		4353-CA Declared 01-02-2018	End Of Reg Period 03-16-2018		
Open Registration Period	Housing Assistance	193	\$613,012.62	193	\$613,012.62
	Other Needs Assistance	18	\$43,543.43	18	\$43,543.43
	Total IHP	\$656,556.05		\$656,556.05	
	Average IHP			\$3,333	
	Total Max Grants			7	
Other IHP Active	14 Declarations IHP Programmatically Open - Closed Registration *				
	Housing Assistance	2,860	\$10,710,928.80		
	Other Needs Assistance	4,426	\$8,075,683.41		
	Total IHP	\$18,786,612.21			
Total IHP Approved in Past Week		\$45,022,379.62			

Individual Assistance Activity

IHP Approved per Category in the Past
2 Weeks – 1/8/2018 through 1/22/2018





FEMA

FEMA's mission is to support our citizens and first responders to ensure that as a nation we work together to build, sustain, and improve our capability to prepare for, protect against, respond to, recover from, and mitigate all hazards.