

The Disaster Center is dedicated to the idea that disaster mitigation is cost effective and individuals pursuing their own interest are the greatest potential force for disaster reduction.

Please consider making a small donation to the Disaster Center



When disaster mitigation is cost effective, we are on the road to bringing disasters to an end.



FEMA

Daily Operations Briefing

Saturday, January 24, 2015

8:30 a.m. EST

Significant Activity: Jan 23 – 24



Significant Events: None

Significant Weather:

- Freezing rain – Northern Intermountain to Northern Plains; Northeast
- Snow – Northern Intermountain to Northern/Central Rockies; Northern Plains to Northeast, Tennessee Valley and Southern Appalachians
- Heavy snow possible - Northeast
- Elevated Fire Weather Area: Southern CA; Red Flag Warnings: None
- Space Weather: Past 24 hours – none; next 24 hours – none

Tropical Activity: No activity affecting U.S. or territories

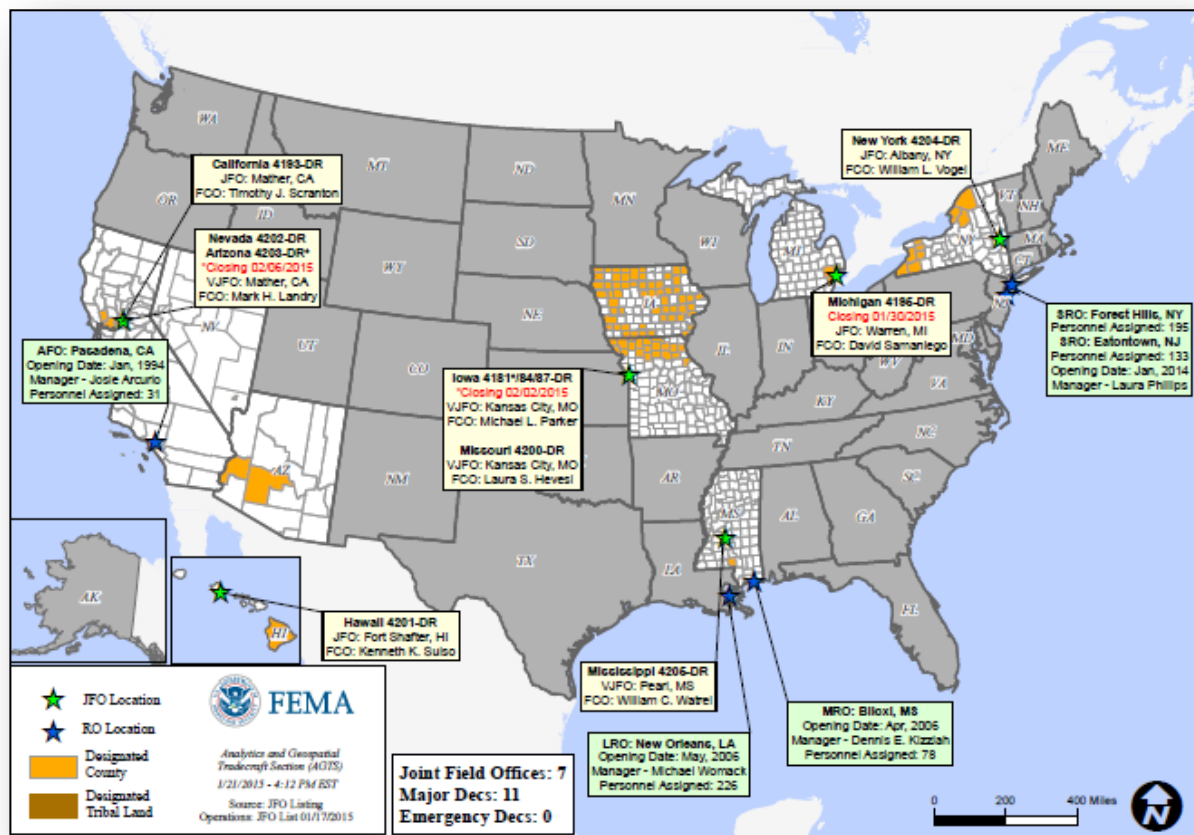
FEMA Readiness: Region IX RWC at Enhanced Watch, 24/7

Disaster Activity: Request for Major Disaster Declaration – Vermont

Open Field Offices as of Jan 24



FEMA



Disaster Requests & Declarations



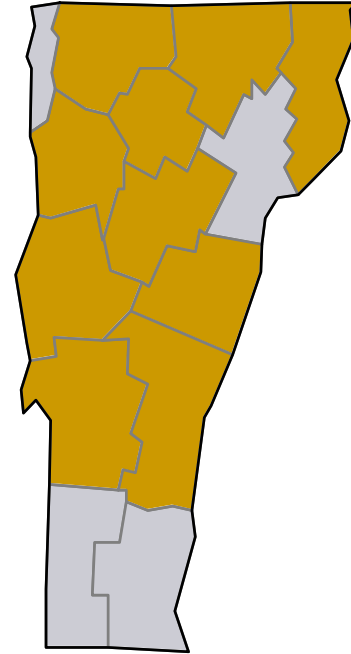
Declaration Requests in Process		Requests APPROVED (since last report)	Requests DENIED (since last report)
2	Date Requested	0	0
Soboba Band of Luiseño Indian Reservation – DR Severe Storms, Flooding, and Mudslides	January 15, 2015		
Vermont – DR Severe Winter Storm	January 23, 2015		

Major Disaster Declaration Request – VT



January 23, 2015

- Request for Major Disaster Declaration for State of Vermont
- For severe winter storm that occurred December 9-12, 2014
- Requesting
 - Public Assistance for 10 counties
 - Hazard Mitigation statewide

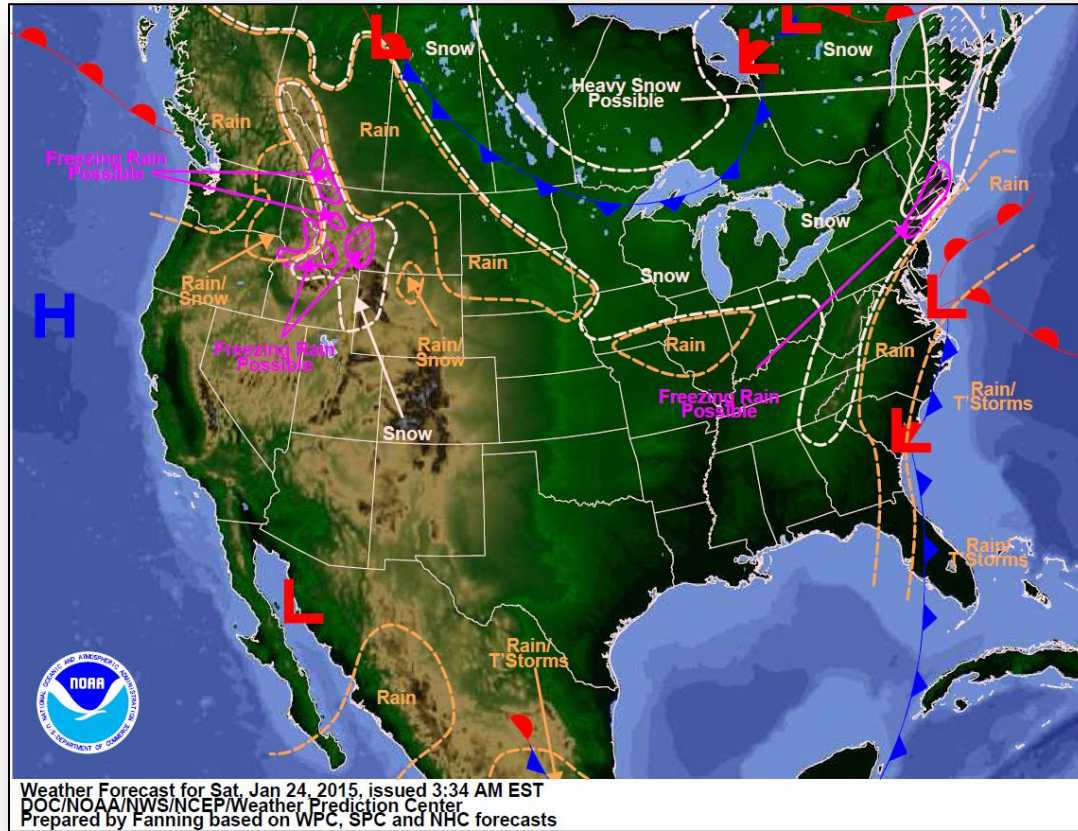


■ Requested Counties

National Weather Forecast



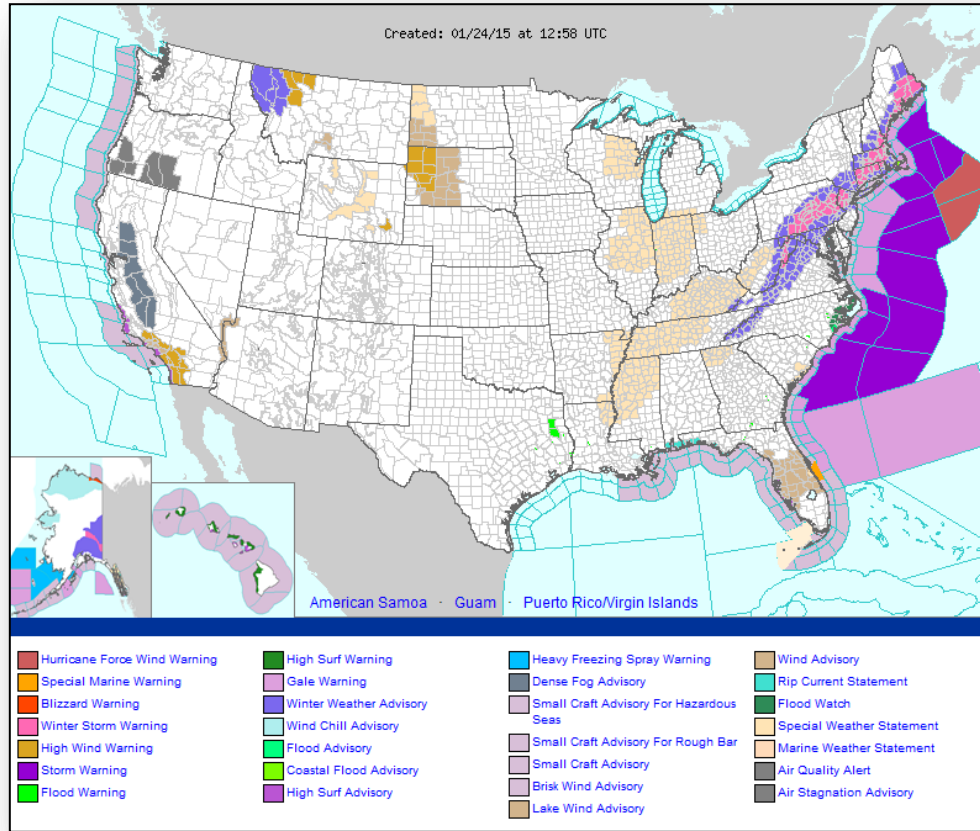
FEMA



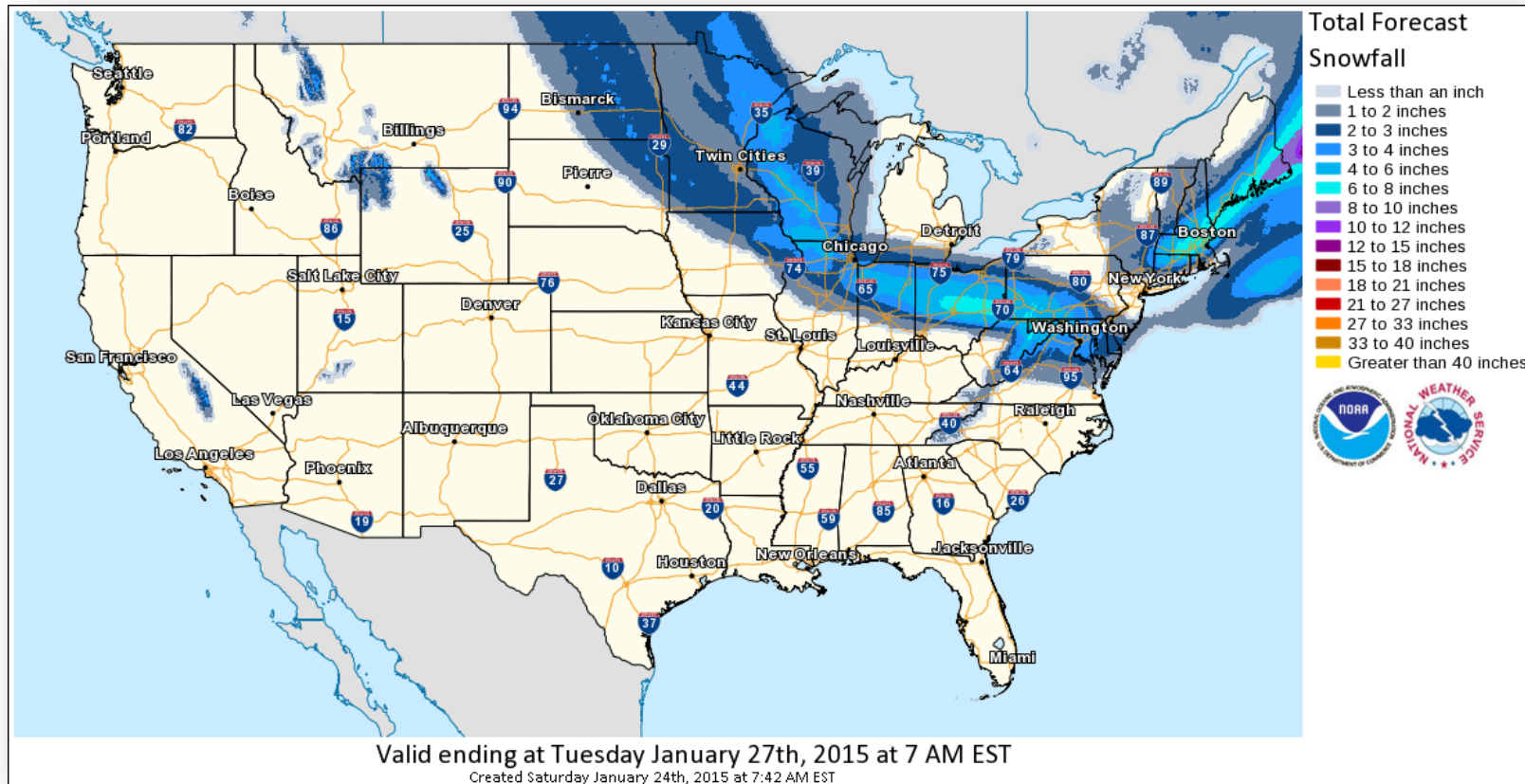
Active Watches/Warnings



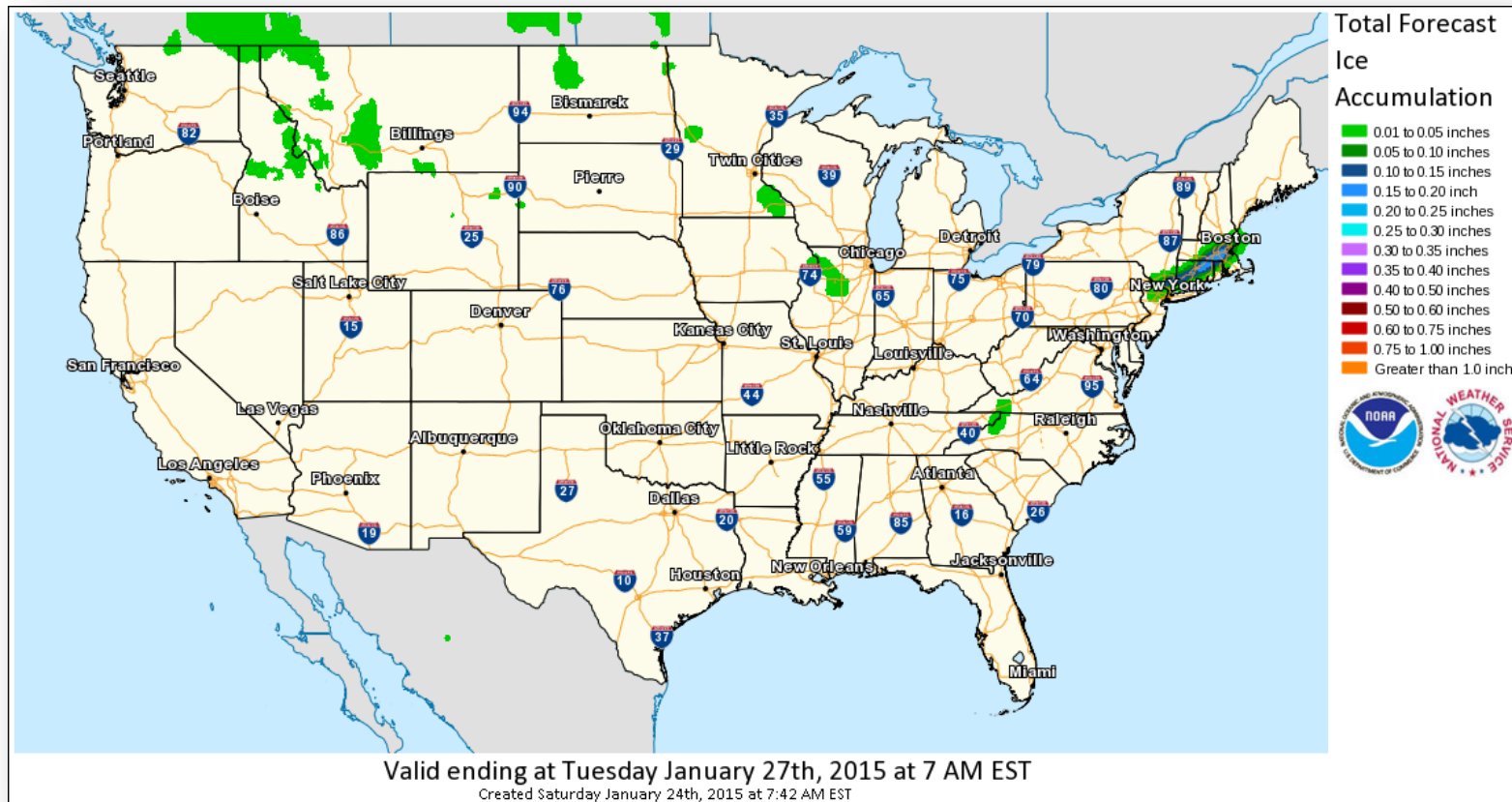
FEMA



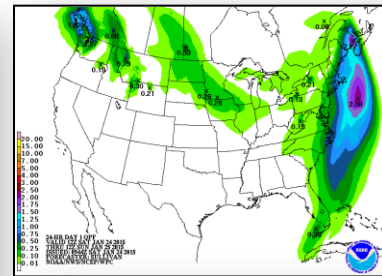
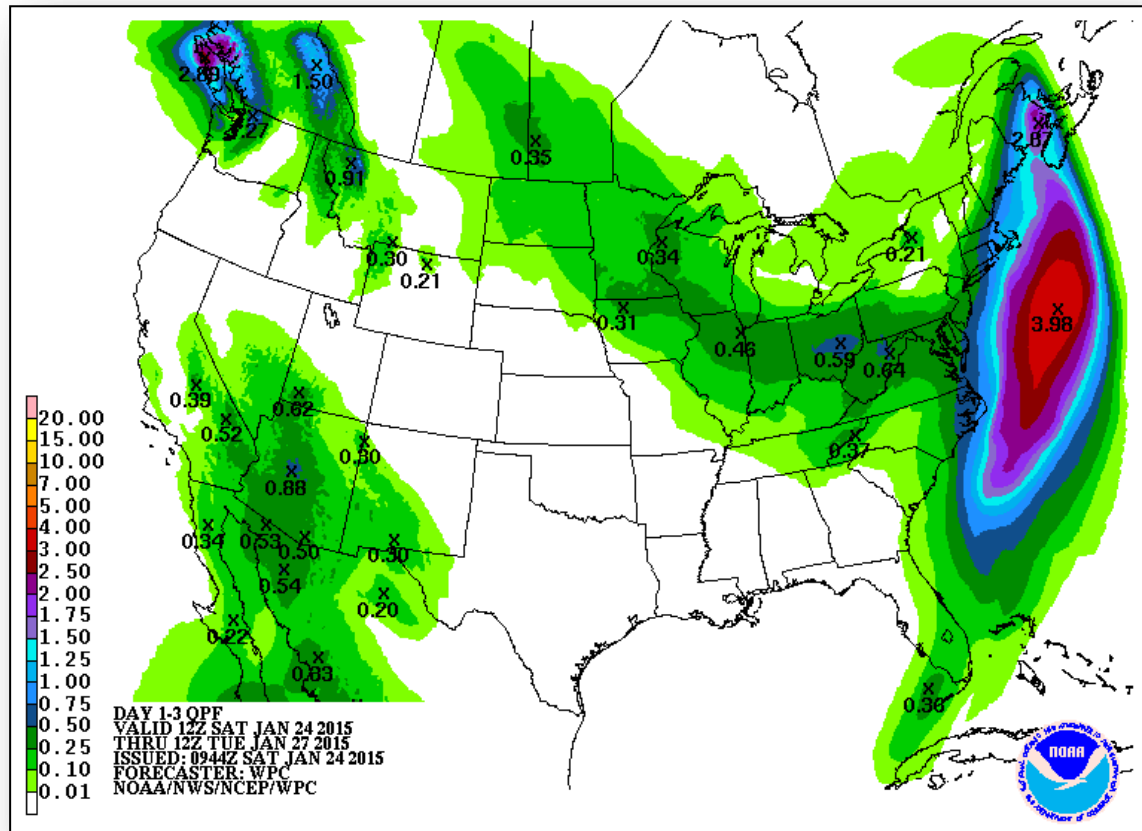
Total Forecast Snowfall



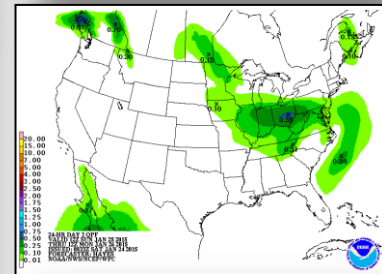
Total Forecast Ice



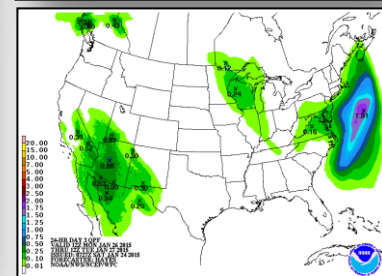
Precipitation Forecast – 3 Day



Day 1


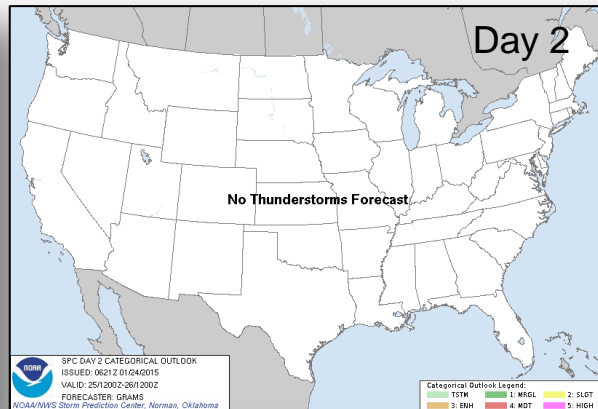
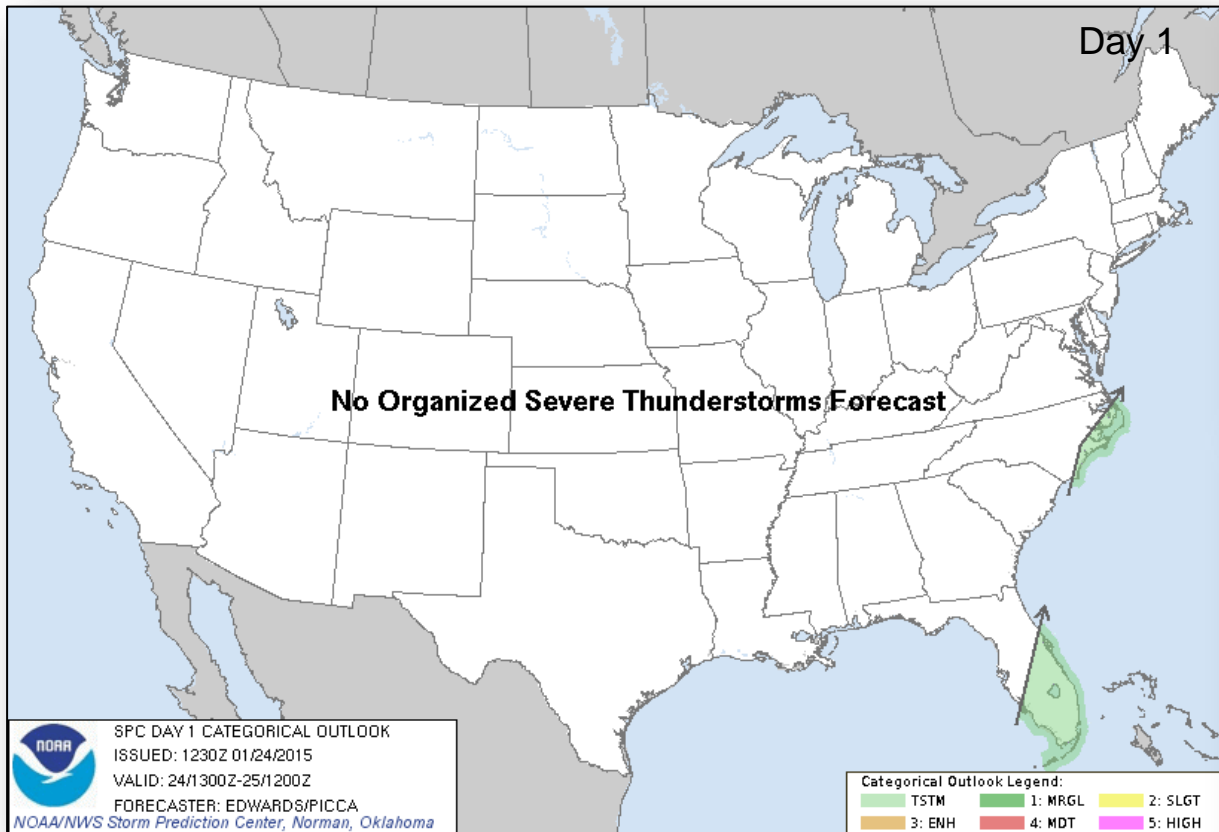


Day 2

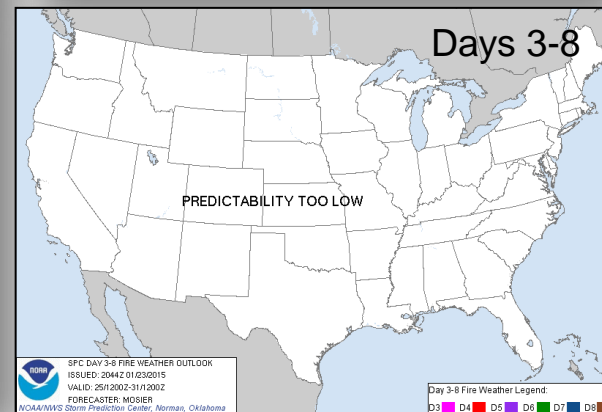
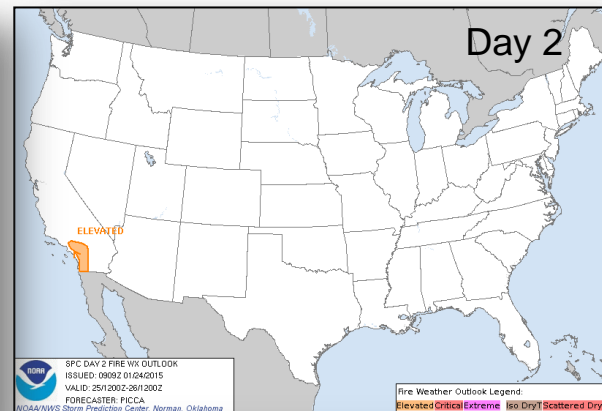
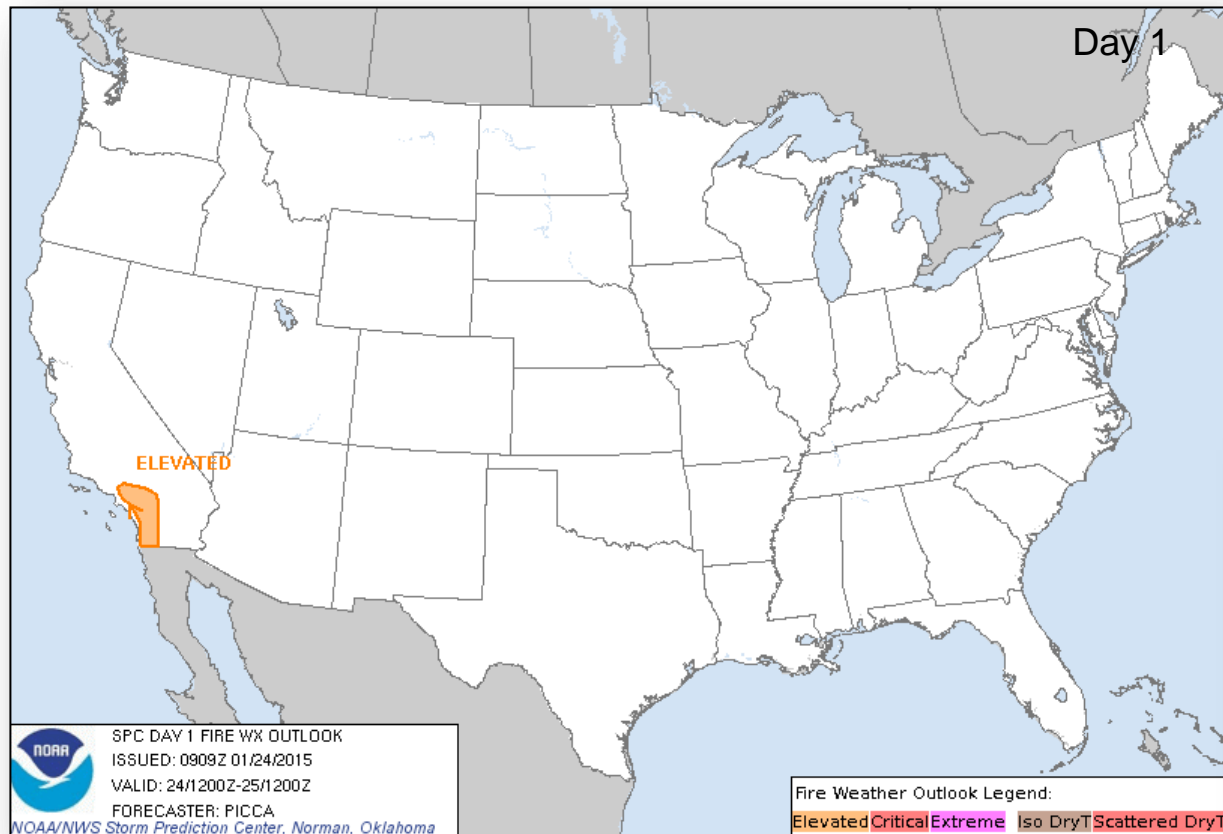


Day 3

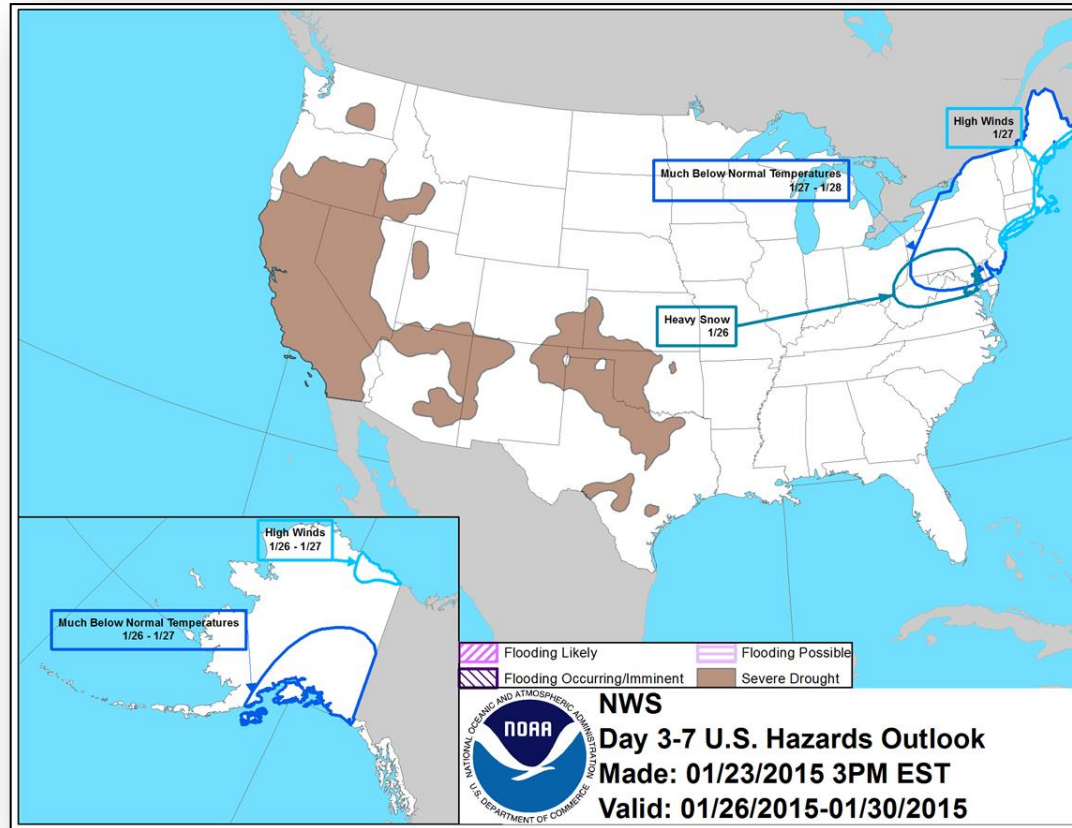
Convective Outlook, Days 1 – 3



Fire Weather Outlook, Days 1 – 8



Hazard Outlook: Jan 26 – 30

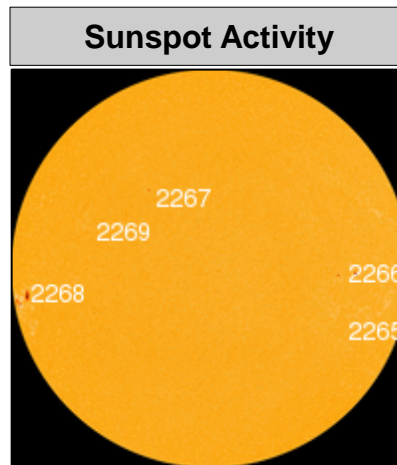
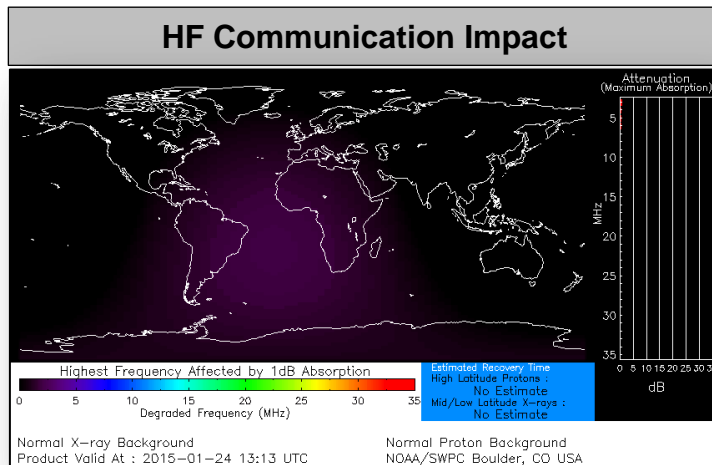


Space Weather



FEMA

NOAA Scales Activity (Range: 1/minor to 5/extreme)	Past 24 Hours	Current	Next 24 Hours
Space Weather Activity:	None	None	None
• Geomagnetic Storms	None	None	None
• Solar Radiation Storms	None	None	None
• Radio Blackouts	None	None	None



FEMA Readiness – Deployable Teams /Assets



Deployable Teams/Assets									
Resource	Status	Total	FMC Available		Partially Available	Not Available	Detailed Deployed Activated	Comments	Rating Criterion
FCO		39	19	49%	0	2	18		OFDC Readiness: FCO Green Yellow Red Type 1 3+ 2 1 Type 2 4+ 3 2 Type 3 4 3 2 FDR 3 2 1
FDR		10	8	80%	0	0	2		
US&R		28	27	96%	0	1	0	NM-TF1 (Red – Personnel shortages)	<ul style="list-style-type: none"> • Green = Available/FMC • Yellow = Available/PMC • Red = Out-of-Service • Blue = Assigned/Deployed
National IMAT		3	0	0%	0	0	3	<ul style="list-style-type: none"> • IMAT East 1 – Deployed to FEMA HQ • IMAT East 2 – Deployed to GA • IMAT West – Deployed to GA (will de-mob 1/24) 	<ul style="list-style-type: none"> • Green: 3 avail • Yellow: 1-2 avail • Red: 0 avail (<i>Individual N-IMAT red if 50% of Section Chiefs and/or Team Leader is unavailable for deployment.</i>)
Regional IMAT		13	7	54%	0	4	2	<u>Not Mission Capable (NMC):</u> <ul style="list-style-type: none"> • Regions IV-3, V, VI-1 & IX-1 (personnel shortages) • <u>Deployed</u> • Region II-1 to NY • Region IX-2 to CA 	<ul style="list-style-type: none"> • Green: 7 or more avail • Yellow: 4 - 6 teams available • Red: > 8 teams deployed/unavailable <p><i>R-IMAT also red if TL Ops/Log Chief is unavailable and has no qualified replacement.</i></p>
MCOV		60	59	98%	0	1	0		<ul style="list-style-type: none"> • Green = 80 – 100% avail • Yellow = 60 – 79% avail • Red = 59% or below avail • Readiness remains 95%

FEMA Readiness – National/Regional Teams



National/Regional Teams									
Resource	Status	Total	FMC Available		Partially Available	Not Available	Deployed/ Activated	Comments	Rating Criterion
NWC		5	5	100%	0	0	Activated	Enhanced Watch (Day Shift)	<div>• Green = FMC</div> <div>• Yellow = PMC</div> <div>• Red = NMC</div>
NRCC		2	344	89%	0	44	Not Activated		
HLT		1	N/A	N/A	0	0	Not Activated		
DEST							Not Activated		
RRCCs		10	10	100%	0	0	Not Activated		
RWCs/MOCs		10	10	100%	0	0	Not Activated	Region IX – Enhanced Watch (24/7)	



FEMA

FEMA's mission is to support our citizens and first responders to ensure that as a nation we work together to build, sustain, and improve our capability to prepare for, protect against, respond to, recover from, and mitigate all hazards.