

The Disaster Center is dedicated to the idea that disaster mitigation is cost effective and individuals pursuing their own interest are the greatest potential force for disaster reduction.

Please consider making a small donation to the Disaster Center



When disaster mitigation is cost effective, we are on the road to bringing disasters to an end.



FEMA

Daily Operations Briefing

Wednesday, January 24, 2018

8:30 a.m. EST

Significant Activity – Jan 23-24



FEMA

Significant Events: None

Tropical Activity:

- Western Pacific – No activity affecting U.S. interests

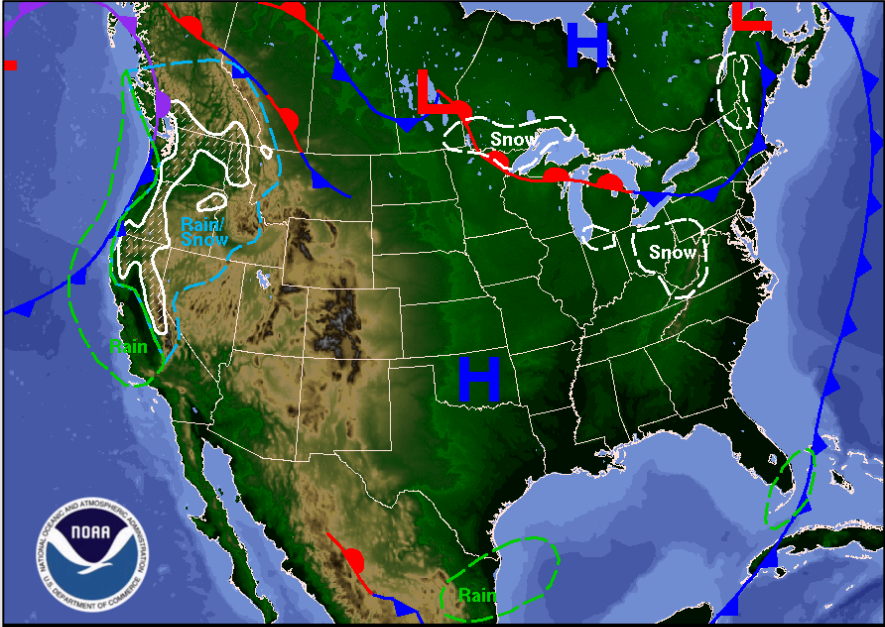
Significant Weather:

- Heavy snow possible – Pacific Northwest to Northern Rockies and CA
- Elevated fire weather – Southern Plains
- Space Weather: Past 24 hours – none occurred; next 24 hours – none predicted

Earthquake Activity: No significant activity

Declaration Activity: None

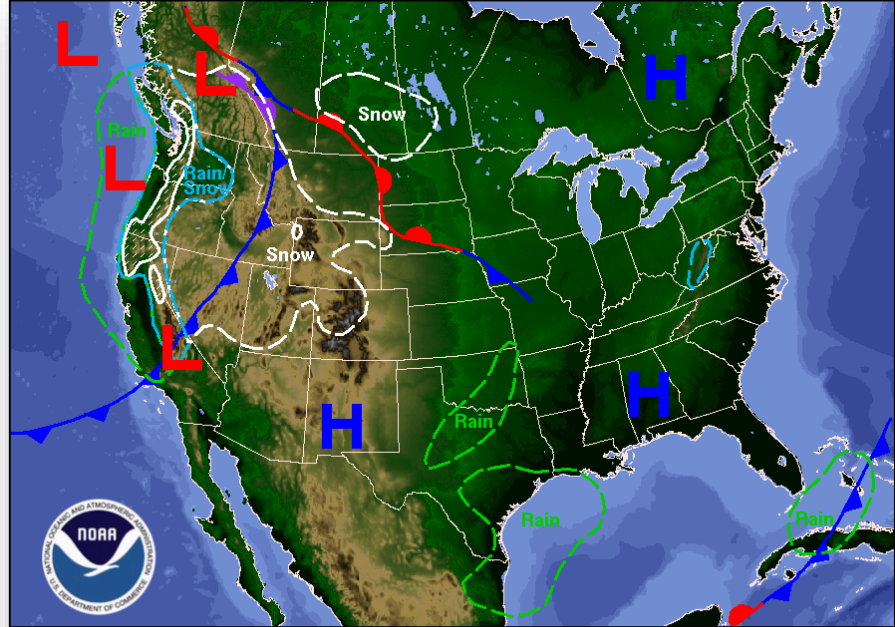
National Weather Forecast



Day 1 National Forecast Chart
 Valid Wed, Jan 24, 2018, issued 4:16 AM EST
 DOC/NOAA/NWS/NCEP/Weather Prediction Center
 Prepared by Mcraynolds with WPC/SPC/NHC forecasts

Rain	Flash Flooding Possible (hatched)
Rain and T'Storms	Severe T'Storms Possible (hatched)
Rain and Snow	Freezing Rain Possible (hatched)
Snow	Heavy Snow Possible (hatched)

Today



Day 2 National Forecast Chart
 Valid Thu, Jan 25, 2018, issued 4:19 AM EST Wed, Jan 24, 2018
 DOC/NOAA/NWS/NCEP/Weather Prediction Center
 Prepared by Mcraynolds with WPC/SPC/NHC forecasts

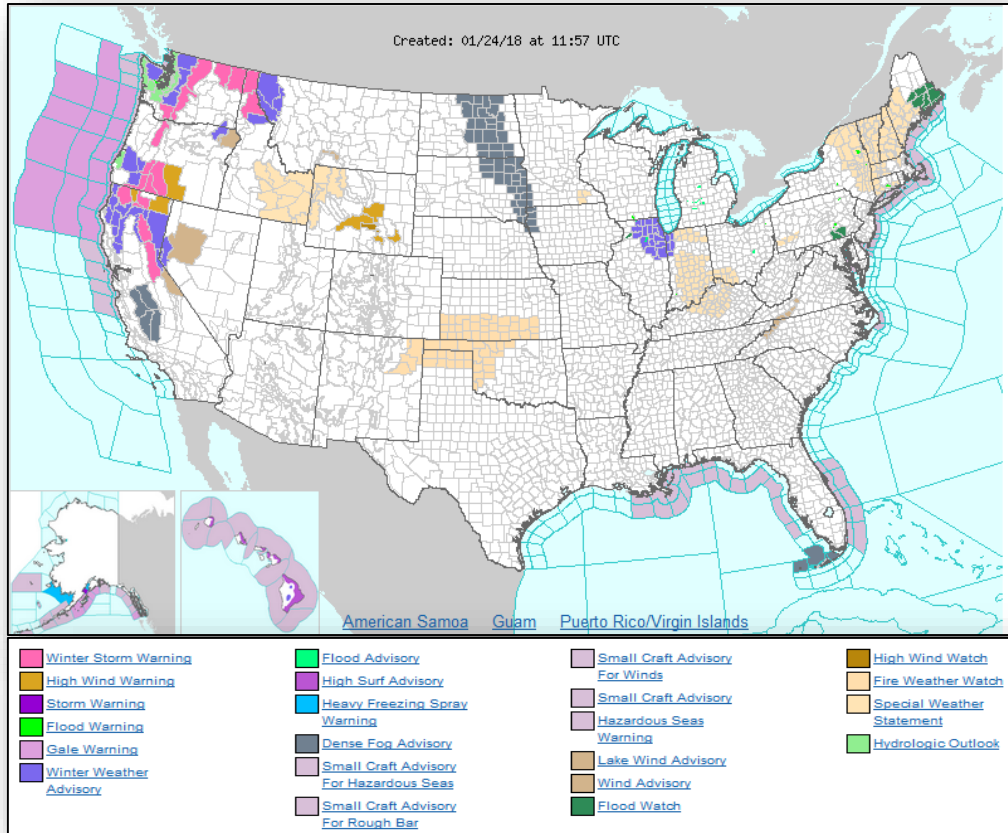
Rain	Flash Flooding Possible (hatched)
Rain and T'Storms	Severe T'Storms Possible (hatched)
Rain and Snow	Freezing Rain Possible (hatched)
Snow	Heavy Snow Possible (hatched)

Tomorrow

Active Watches and Warnings



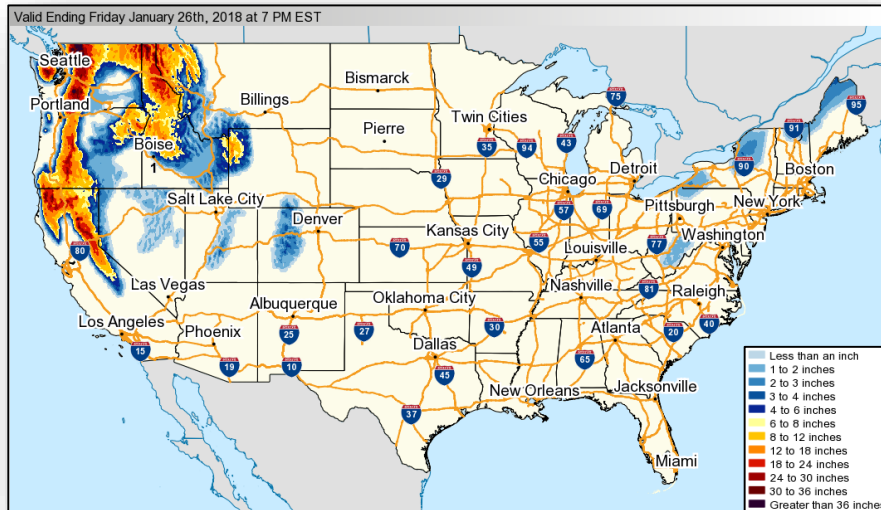
FEMA



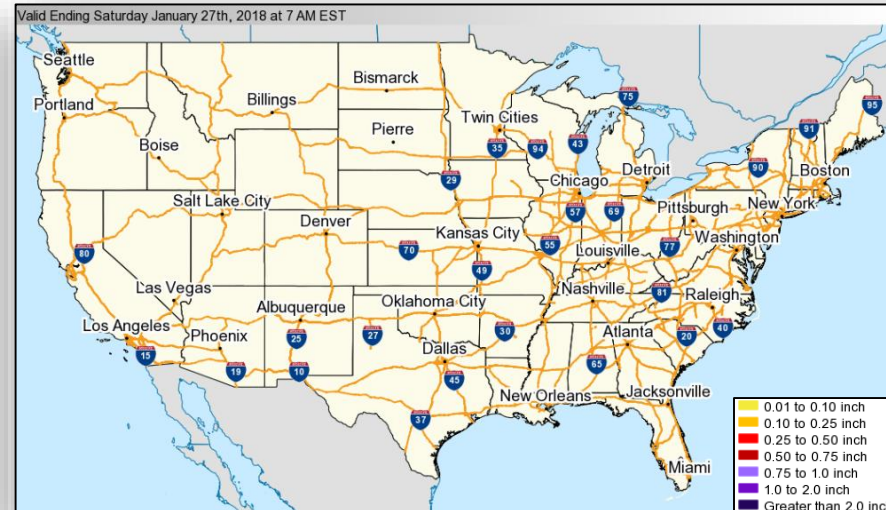
Winter Precipitation Outlook



FEMA



Forecast Snowfall

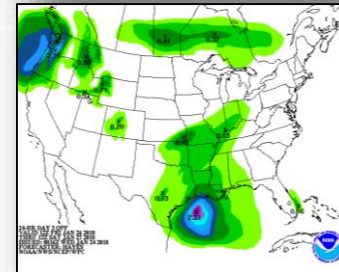
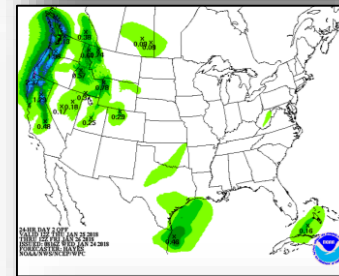
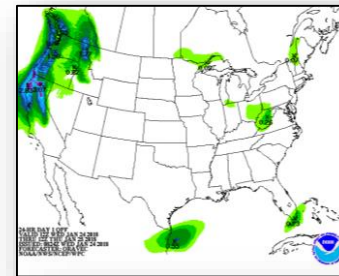
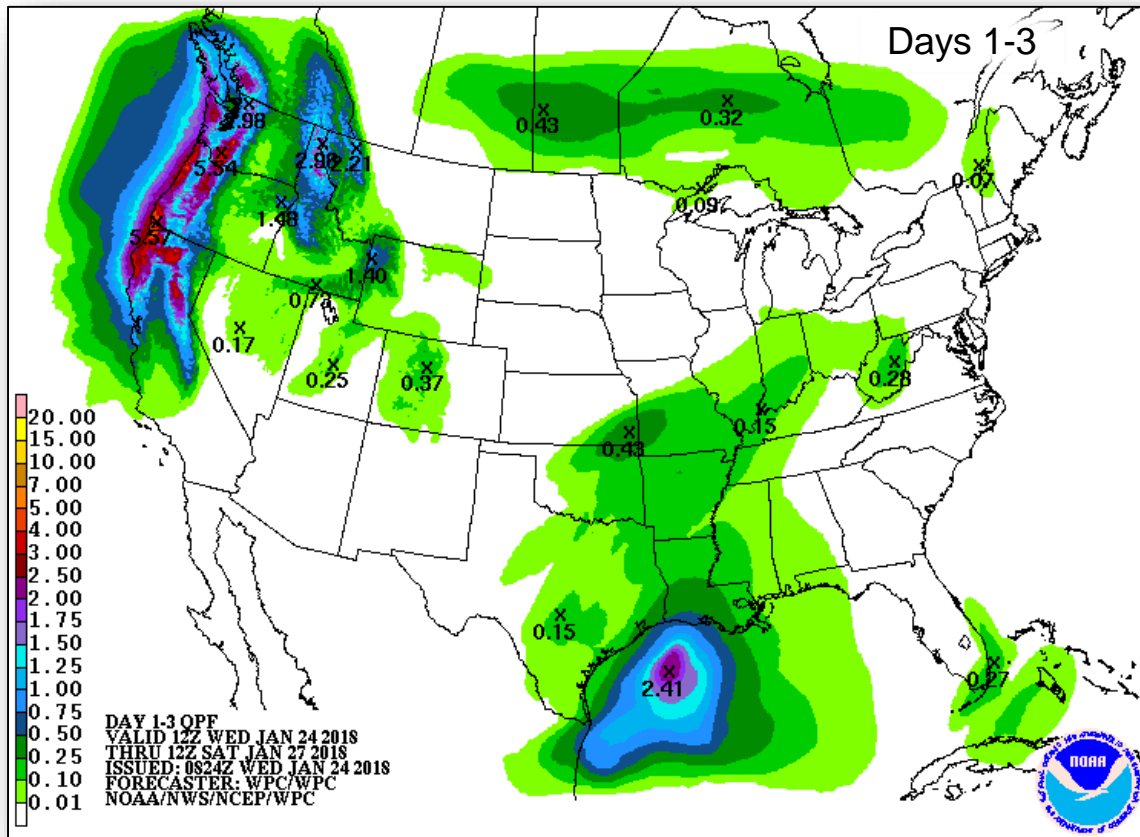


Forecast Ice Accumulation

Precipitation Forecast



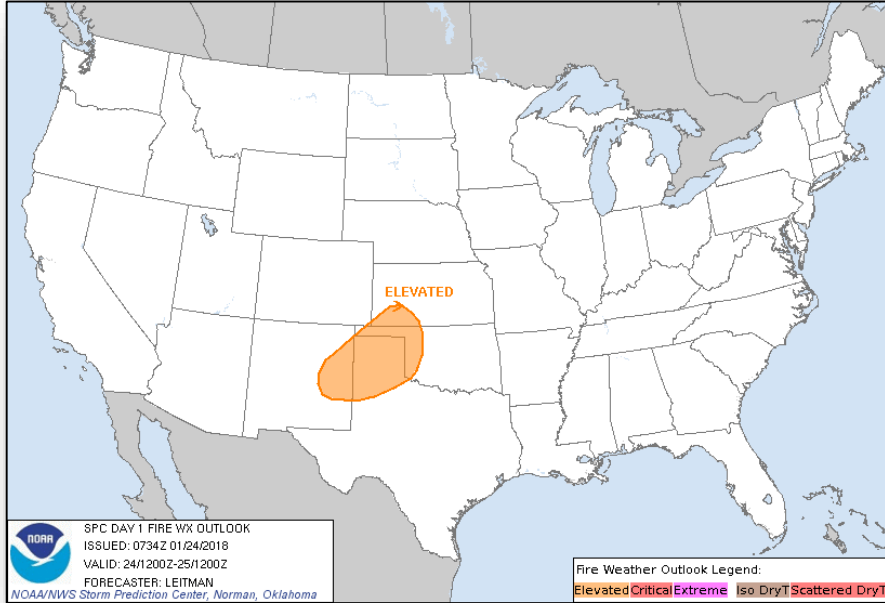
FEMA



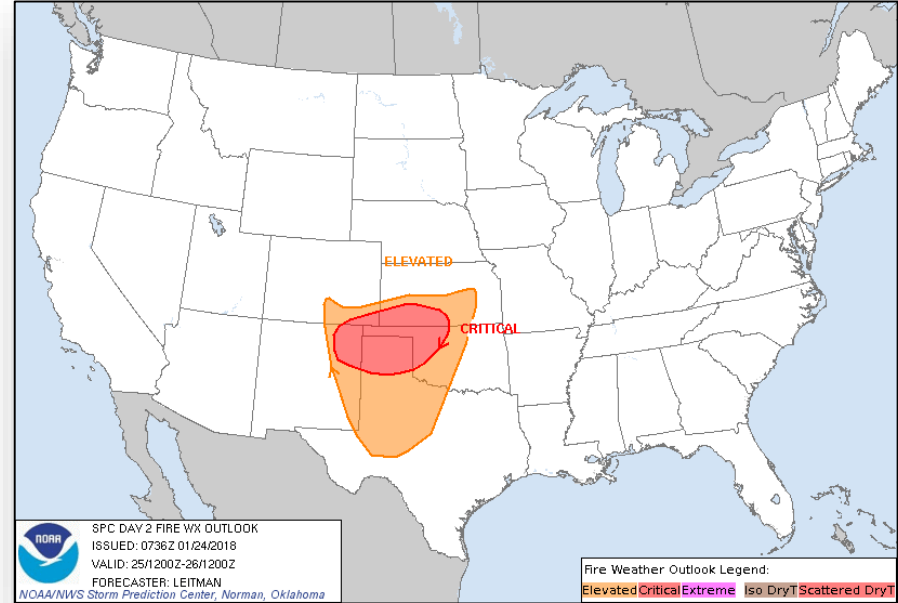
Fire Weather Outlook



FEMA



Today

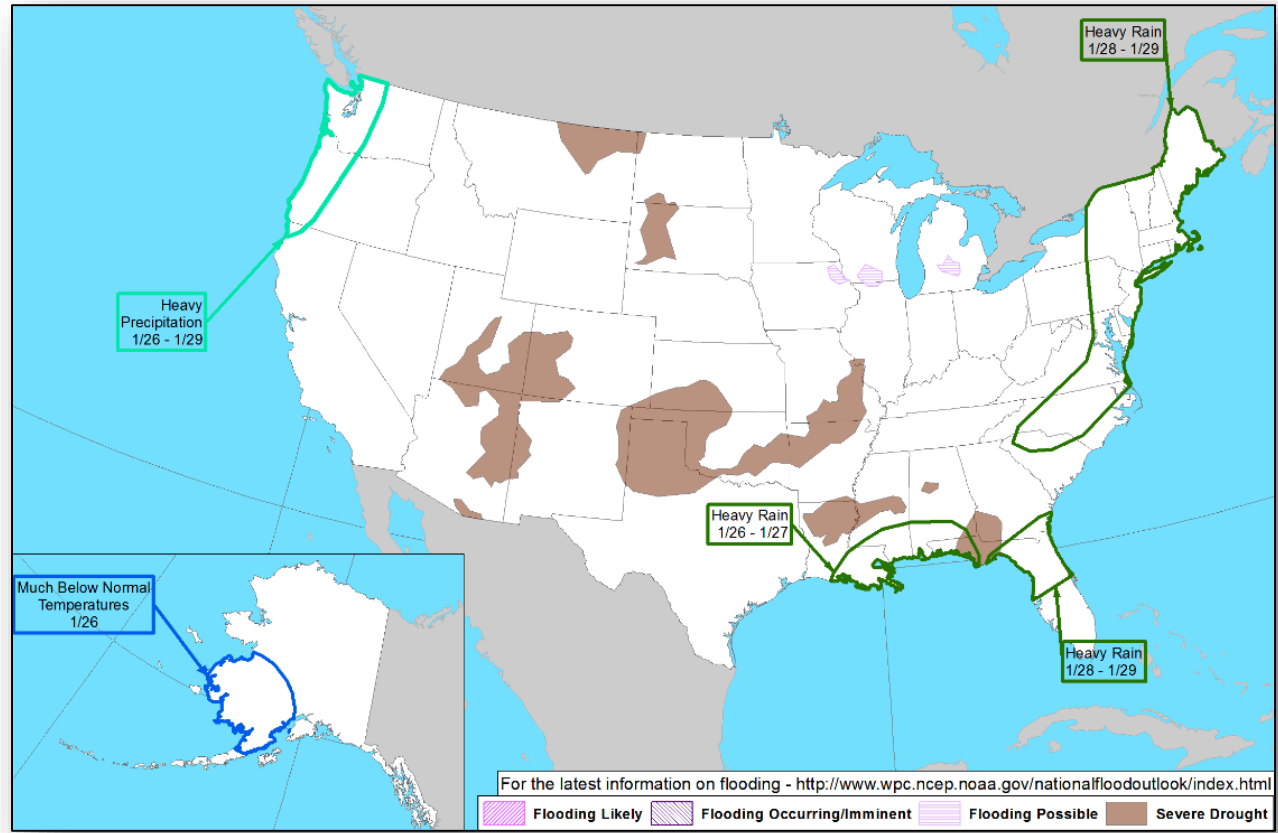


Tomorrow

Hazards Outlook – Jan 26-30



FEMA



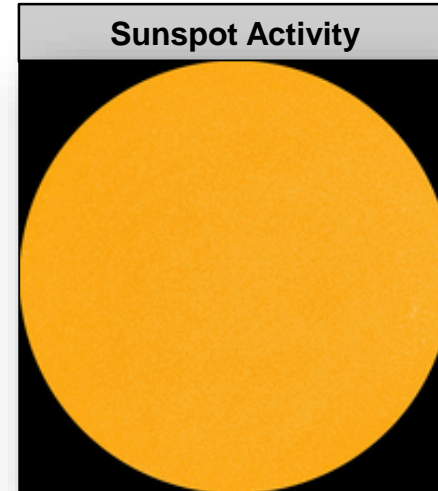

Space Weather



FEMA

	Space Weather Activity	Geomagnetic Storms	Solar Radiation	Radio Blackouts
Past 24 Hours	None	None	None	None
Next 24 Hours	None	None	None	None

For further information on NOAA Space Weather Scales refer to <http://www.swpc.noaa.gov/noaa-scales-explanation>



Disaster Requests & Declarations



FEMA

Declaration Requests in Process					Requests APPROVED (since last report)	Requests DENIED (since last report)
1	IA	PA	HM	Date Requested	0	0
NY – DR (Appeal) Severe Storms and Flooding	X	X	X	January 2, 2018		

Readiness – Deployable Teams and Assets



Resource	Force Strength	Available	Deployed	Other	Cadres with 25% or Less Availability
Total Workforce	11,495 ▼	4,980 ▼ 43%	5,051 ▲	1,464	DI 19% (15/78); EHP 16% (56/343); SEC 12% (12/100)
National IMATs* (3 Teams)	East 1: East 2: West:	B-2 Charlie B-48			
Regional IMATs (4-6 Teams)	Assigned: Available: PMC / NMC: Deployed:	13 4 0 9			
US&R (>66%)	Assigned: Available: PMC / NMC: Deployed:	28 27 1 0			
MERS (>66%)	Assigned: Available: NMC: Deployed:	36 33 0 3			
FCO (≤2 Type I)	Assigned: Available: PMC / NMC: Deployed:	37 3 (-2) 7 27 (+2)			
FDRC (= 2)	Assigned: Available: PMC / NMC: Deployed:	14 2 1 11			

As of 3:00 a.m. EST January 24, 2018

*B-2 Status: Assemble ≤ 2 hours, On Site ≤ 18 hours; B-48 Status: Assemble and deploy ≤ 48 hours; Charlie Status: No team assemble time requirement

FEMA Readiness – Activation Teams



FEMA

Resource	Status	Total	Status	Activated Team	Activation Level	Activation Times	Reason / Comments
NWC		5	Steady State				
NRCC		2	Available				
HLT		1	Available				
RWCs/MOCs		10	Steady State				
RRCCs		10	Available				

Backup Regions: VIII, IV, & V



FEMA

FEMA's mission is to support our citizens and first responders to ensure that as a nation we work together to build, sustain, and improve our capability to prepare for, protect against, respond to, recover from, and mitigate all hazards.