

The Disaster Center is dedicated to the idea that disaster mitigation is cost effective and individuals pursuing their own interest are the greatest potential force for disaster reduction.

Please consider making a small donation to the Disaster Center



When disaster mitigation is cost effective, we are on the road to bringing disasters to an end.



# **FEMA**

## **Daily Operations Briefing**

**Monday, January 26, 2015**

**8:30 a.m. EST**

# Significant Activity: Jan 25-26



**Significant Events:** Severe Winter Weather – Mid-Atlantic to Northeast

**Significant Weather:**

- Heavy Snow – Mid-Atlantic to New England.
- Snow – Upper Great Lakes; Ohio Valley to Mid-Atlantic
- Above average temperatures – (15 to 30 degrees) Northern and Central Plains
- Elevated Fire Weather Area: Southern CA and western OK; Red Flag Warnings: None
- Space Weather: Past 24 hours – None; Next 24 hours – Minor, (G1)

**Tropical Activity:** No activity affecting U.S. or territories

**FEMA Readiness:** Region IX RWC at Enhanced Watch, 24/7

# Severe Winter Weather - Northeast



## **Jan 26-27:**

- Winter weather moving out of the Ohio Valley will impact the Northeast today & Tuesday
- Widespread heavy snowfall and strong winds from eastern NJ to eastern MA
- Possible snowfall accumulations: NY City: 18-20 inches, Boston: 20-30 inches

## **Impacts:**

- No significant impacts have been reported, beyond expected flight cancellations
- Media reports indicate over 1,800 flights have been cancelled

## **State Response:**

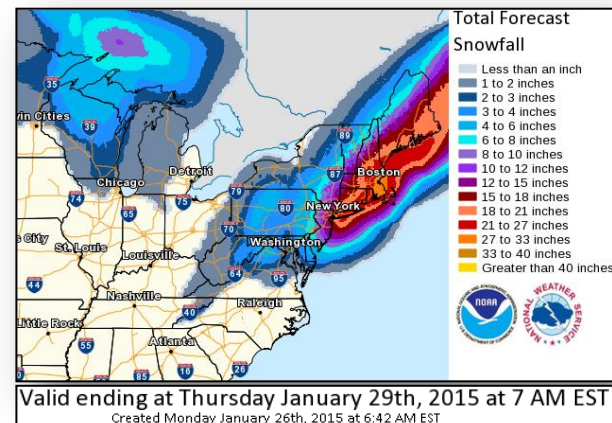
- PA, VA & MD State EOCs are currently Partially Activated
- Additional States are expected to activate throughout the day

## **FEMA Regions I-III**

- FEMA Region I:
  - RRCC is activated to Level III
  - LNOs are deploying to CT, RI, NH and MA
- FEMA Region II:
  - RRCC is activating to Level III at 8:00 pm today, Jan 26
  - RRCC is expected to activate to Level II (no ESFs) at 8:00 am on Jan 27
  - LNO's will deploy to NY, NYC and NJ EOCs later today
- FEMA Region III remains at Watch/Steady State

## **FEMA HQ**

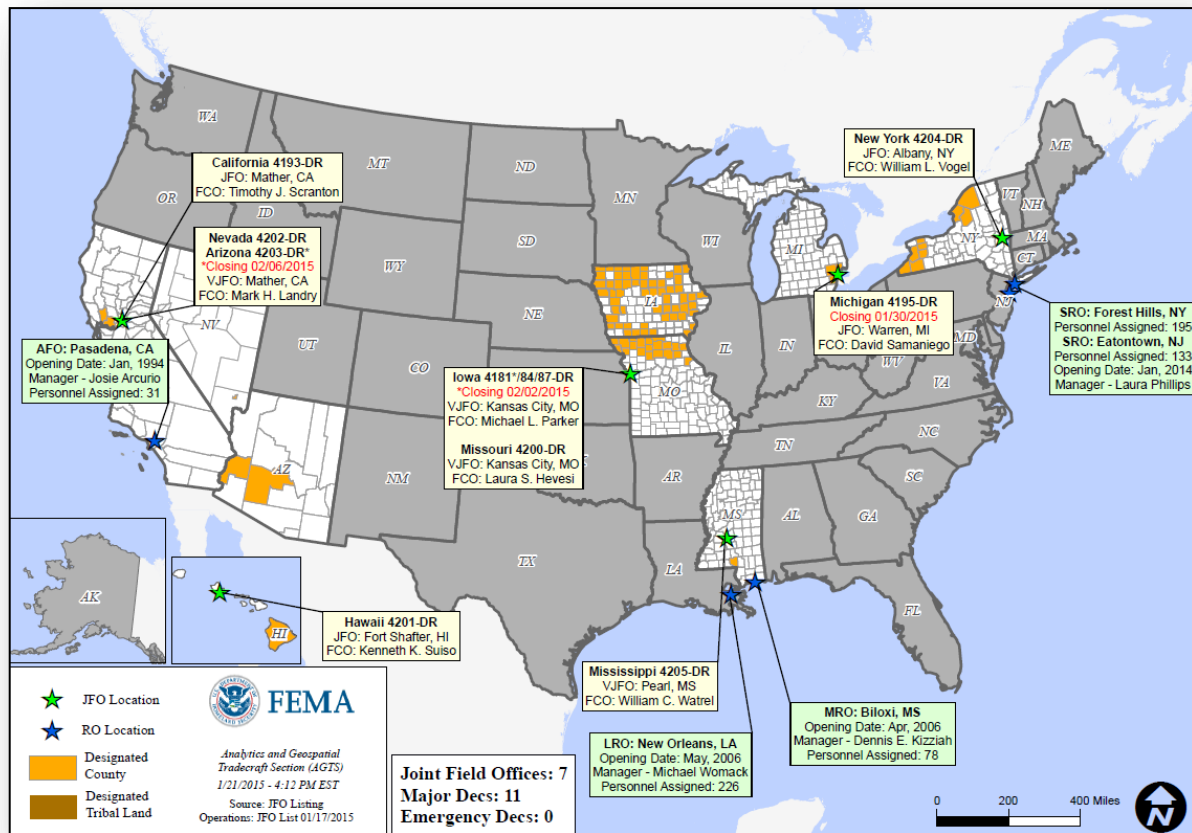
- NRCC is not activated; NWC remains at Enhanced Watch
- FEMA Logistics taking preliminary actions to pre-position generators to the affected areas, if needed
- FEMA HQs ISB Team is prepared to assist, if needed
- No requests for FEMA assistance; no shortfalls have been reported



# Open Field Offices as of Jan 26



FEMA



# Disaster Requests & Declarations



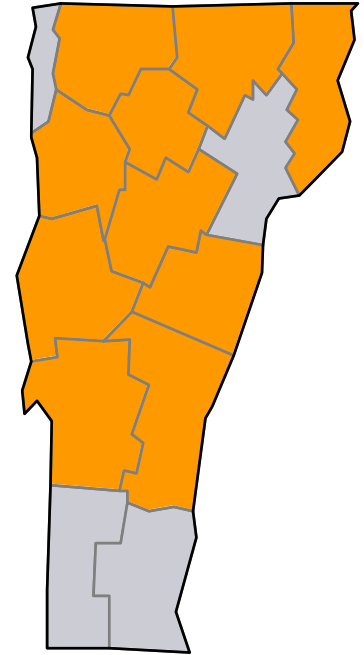
Declaration Requests in Process		Requests APPROVED (since last report)	Requests DENIED (since last report)
2	Date Requested	0	0
Soboba Band of Luiseño Indian Reservation – DR Severe Storms, Flooding, and Mudslides	January 15, 2015		
Vermont – DR Severe Winter Storm	January 23, 2015		

# Major Disaster Declaration Request – VT



## **January 23, 2015**

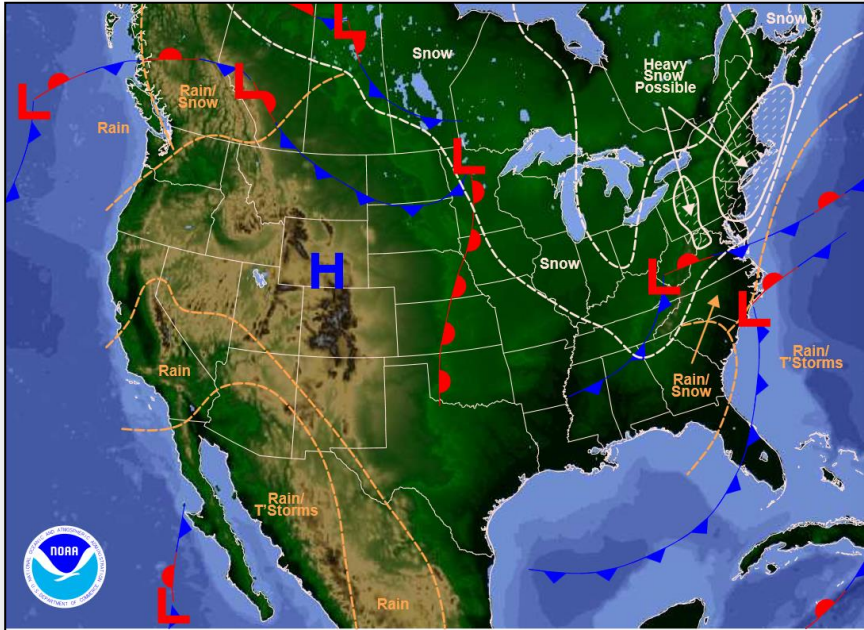
- Governor requested a Major Disaster Declaration
- For severe winter storm that occurred December 9-12, 2014
- Requesting
  - Public Assistance for 10 counties
  - Hazard Mitigation statewide



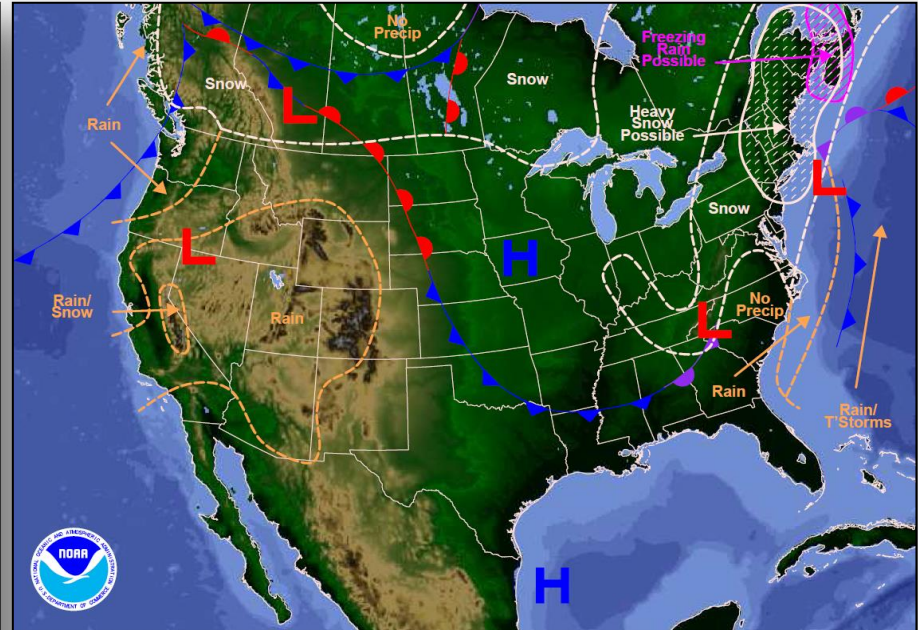
■ Requested Counties



# National Weather Forecast



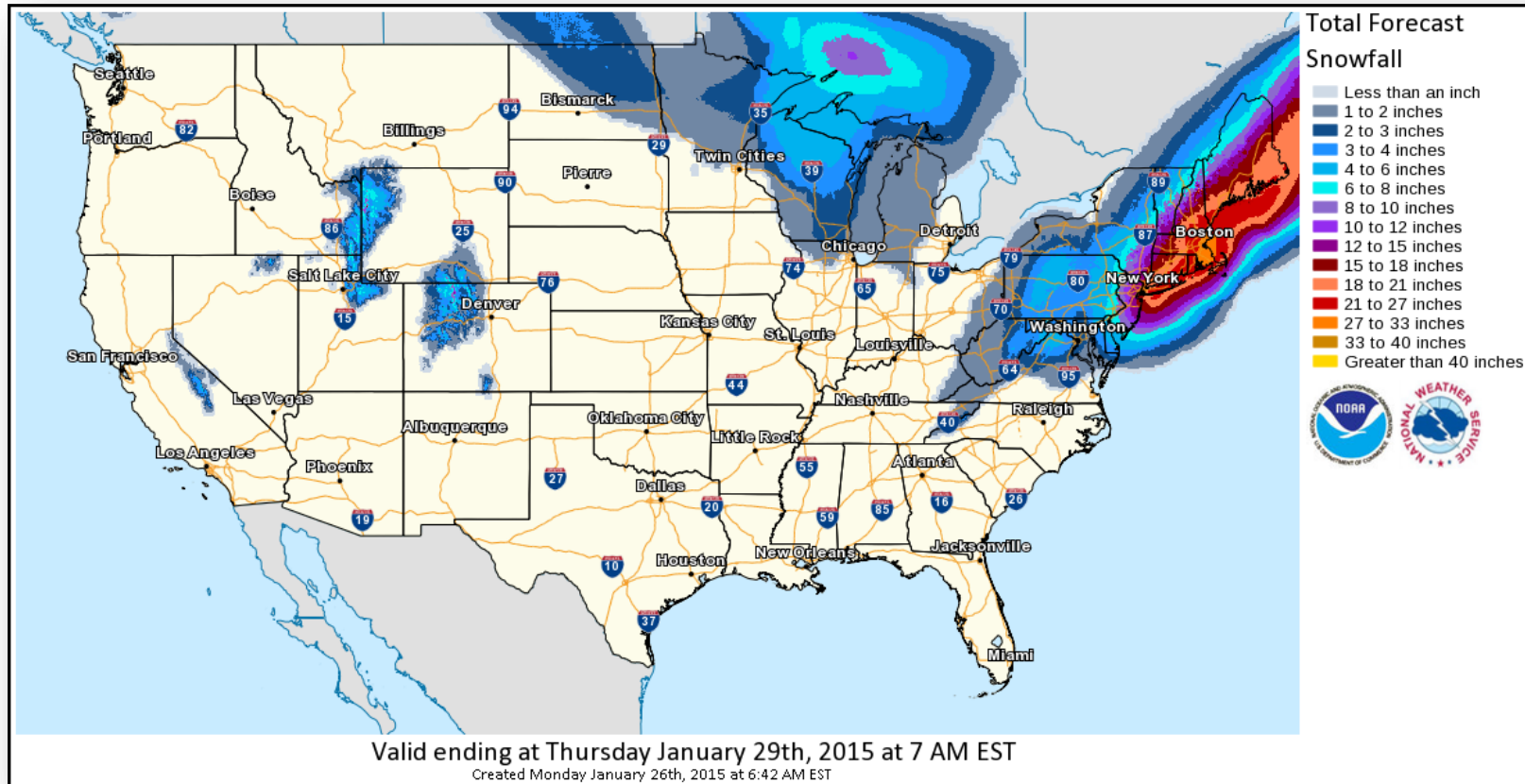
Weather Forecast for Mon, Jan 26, 2015, issued 3:27 AM EST  
DOC/NOAA/NWS/NCEP/Weather Prediction Center  
Prepared by McReynolds based on WPC, SPC and NHC forecasts



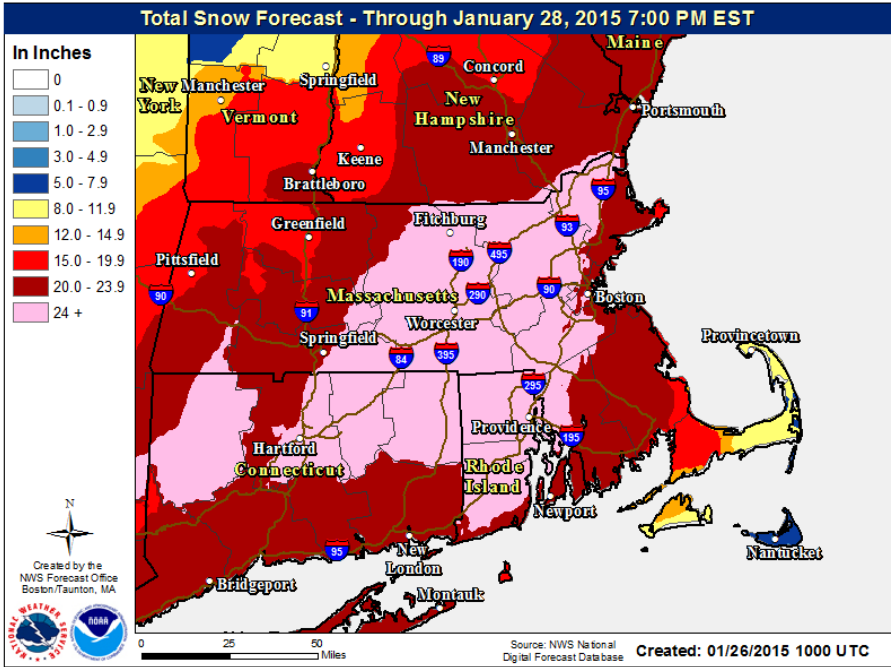
Weather Forecast for Tue, Jan 27, 2015, issued 4:28 AM EST Mon, Jan 26, 2015  
DOC/NOAA/NWS/NCEP/Weather Prediction Center  
Prepared by McReynolds based on WPC, SPC and NHC forecasts



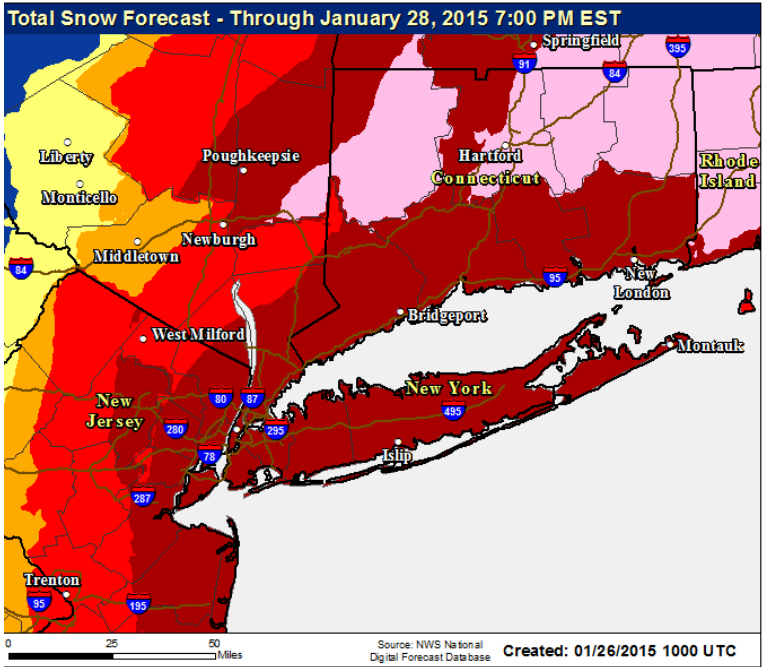
# Total Forecast Snowfall



# Snowfall: Boston and New York City

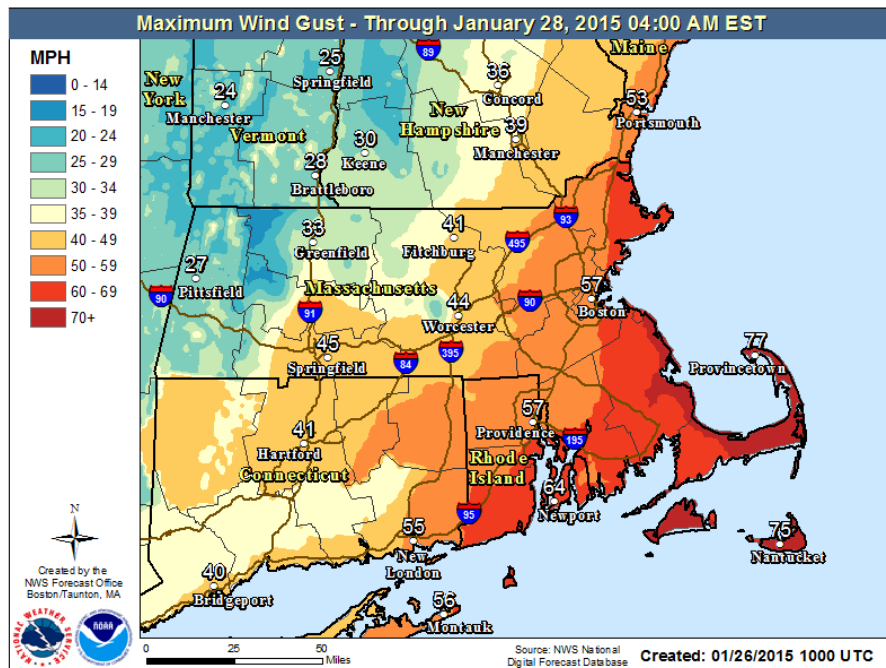


Boston

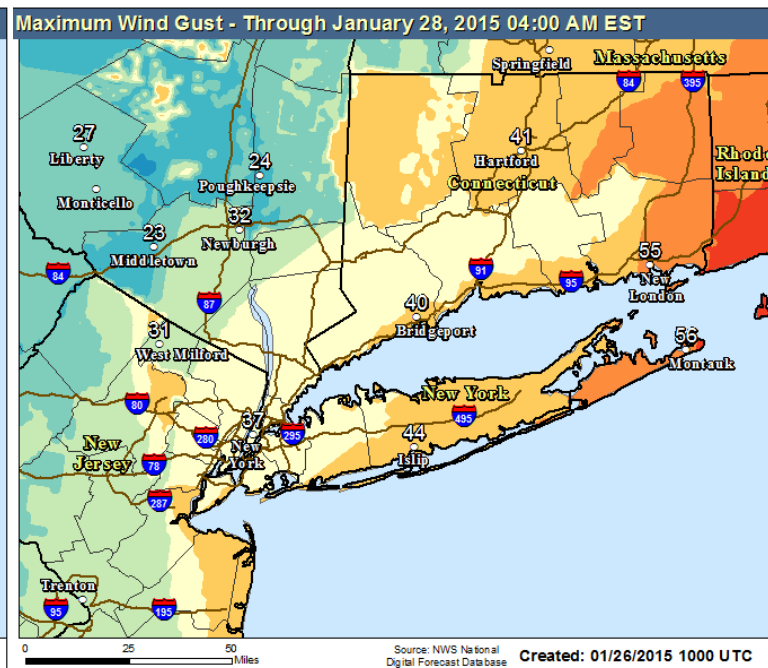


New York

# Peak Winds: Boston and New York City



Boston

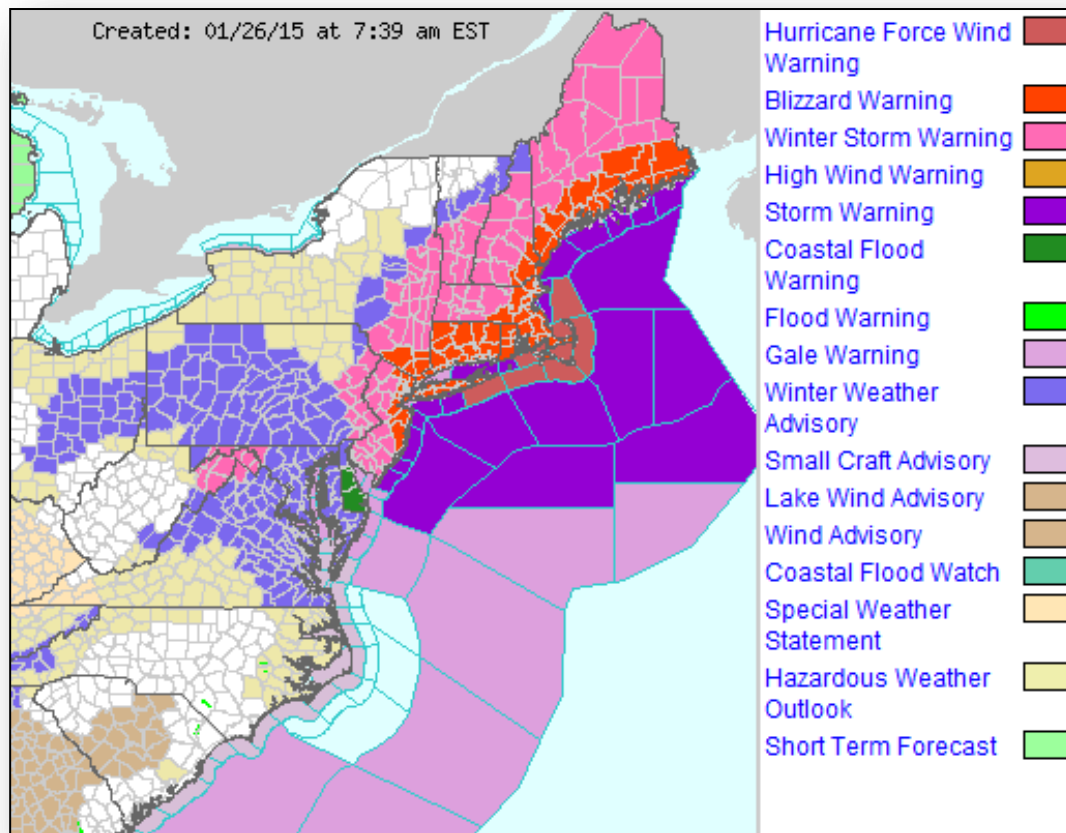


New York

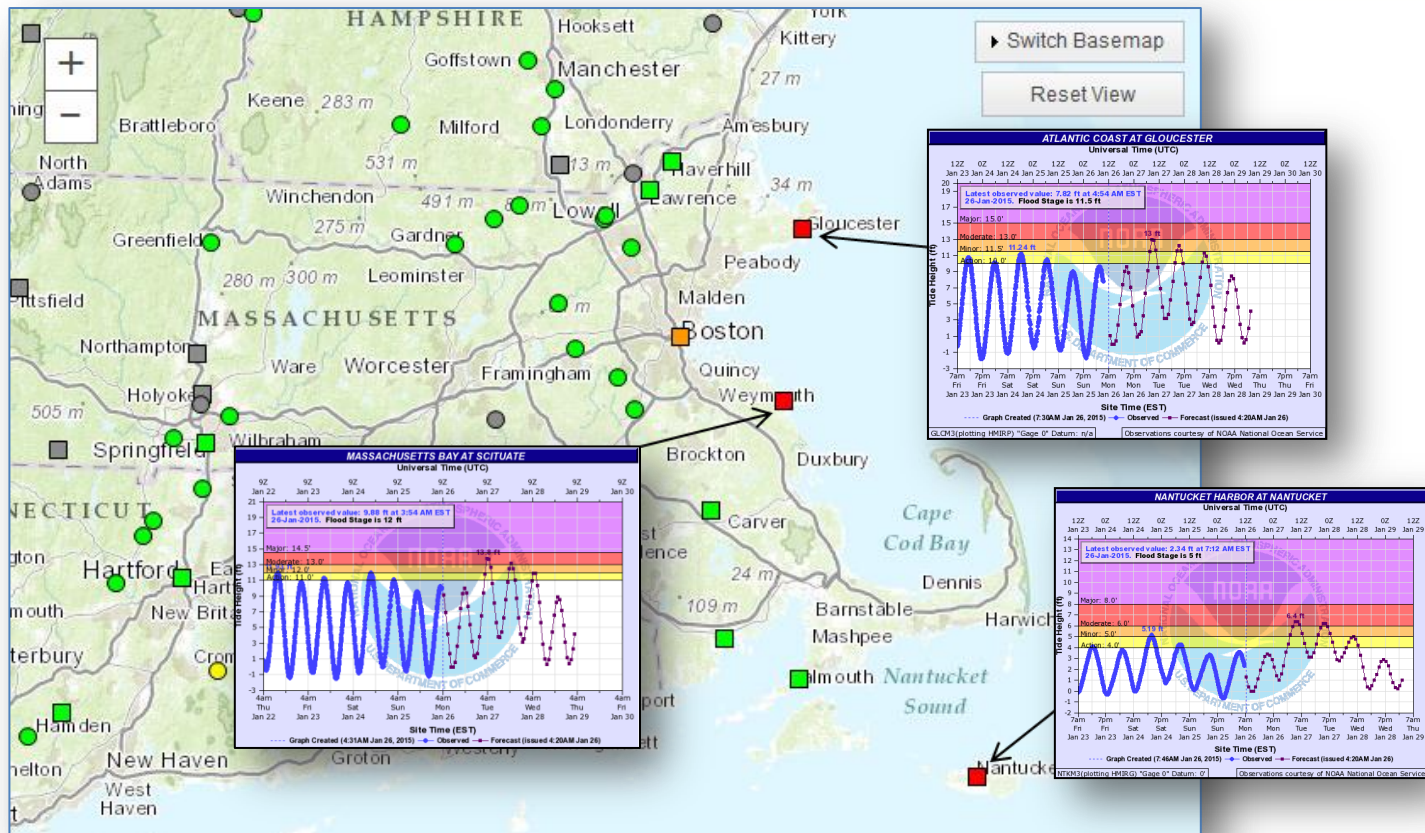
# Active Watches/Warnings



FEMA

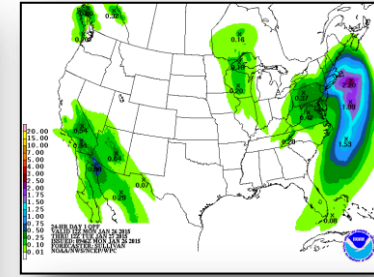
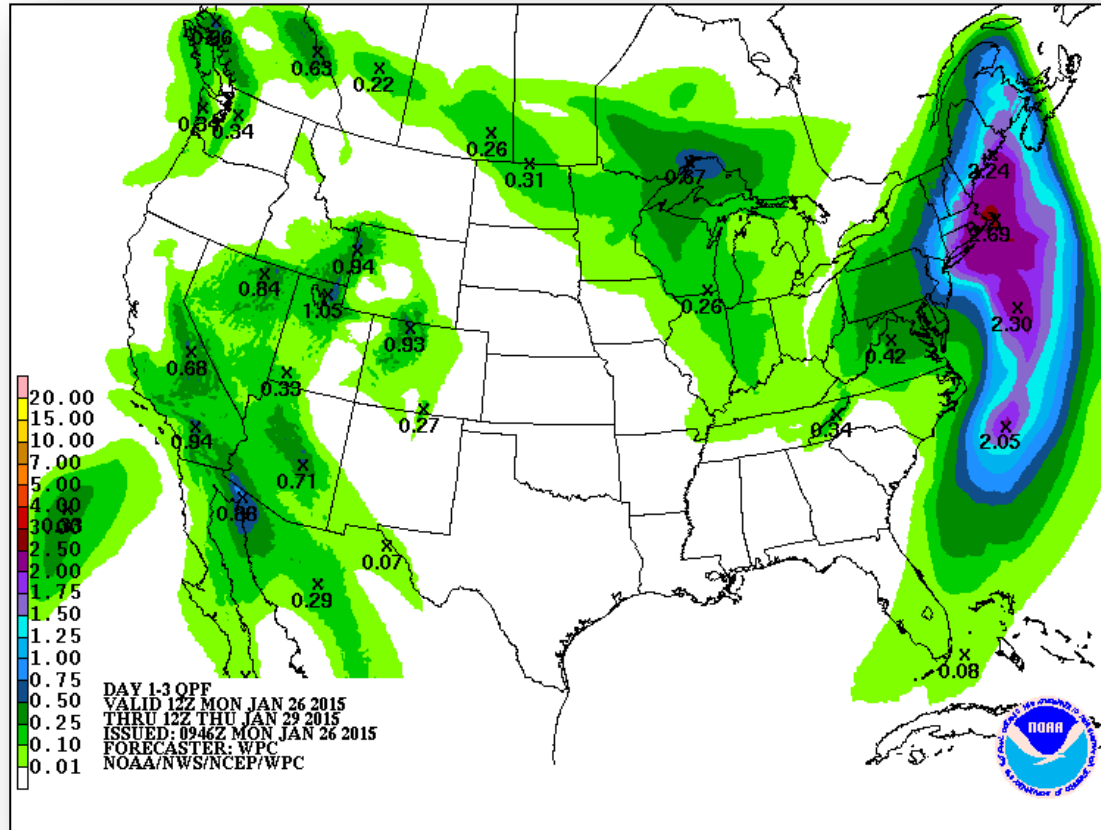


# Coastal Flooding

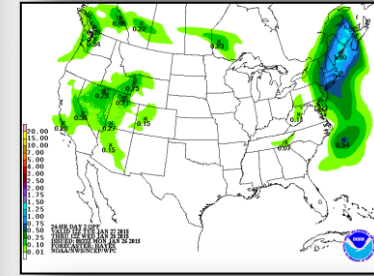




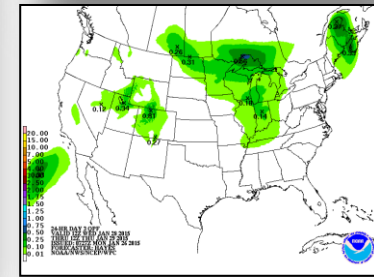
# Precipitation Forecast – 3 Day



Day 1



Day 2




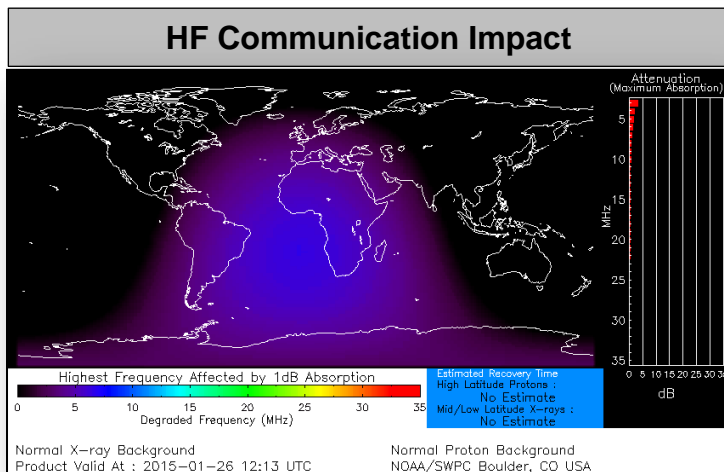
Day 3

# Space Weather



FEMA

NOAA Scales Activity (Range: 1/minor to 5/extreme)	Past 24 Hours	Current	Next 24 Hours
Space Weather Activity:	None	None	None
• Geomagnetic Storms	None	None	None
• Solar Radiation Storms	None	None	None
• Radio Blackouts	None	None	None





# FEMA Readiness – Deployable Teams /Assets



Deployable Teams/Assets									
Resource	Status	Total	FMC Available		Partially Available	Not Available	Detailed Deployed Activated	Comments	Rating Criterion
FCO		39	19	49%	0	2	18		OFDC Readiness: FCO    Green    Yellow    Red Type 1   3+            2            1 Type 2   4+            3            2 Type 3   4              3            2 FDRC     3              2            1
FDRC		10	8	80%	0	0	2		
US&R		28	27	96%	0	1	0	NM-TF1 (Red – Personnel shortages)	<ul style="list-style-type: none"> <li>• Green = Available/FMC</li> <li>• Yellow = Available/PMC</li> <li>• Red = Out-of-Service</li> <li>• Blue = Assigned/Deployed</li> </ul>
National IMAT		3	1	33%	0	0	2	<ul style="list-style-type: none"> <li>• IMAT East 1 – Deployed to FEMA HQ</li> <li>• IMAT East 2 – Deployed to GA</li> </ul>	<ul style="list-style-type: none"> <li>• Green: 3 avail</li> <li>• Yellow: 1-2 avail</li> <li>• Red: 0 avail (<i>Individual N-IMAT red if 50% of Section Chiefs and/or Team Leader is unavailable for deployment.</i>)</li> </ul>
Regional IMAT		13	7	54%	0	4	2	<u>Not Mission Capable (NMC):</u> <ul style="list-style-type: none"> <li>• Regions IV-3, V, VI-1 &amp; IX-1 (personnel shortages)</li> </ul> <u>Deployed</u> <ul style="list-style-type: none"> <li>• Region II-1 to NY</li> <li>• Region IX-2 to CA</li> </ul>	<ul style="list-style-type: none"> <li>• Green: 7 or more avail</li> <li>• Yellow: 4 - 6 teams available</li> <li>• Red: &gt; 8 teams deployed/unavailable</li> </ul> <i>R-IMAT also red if TL Ops/Log Chief is unavailable and has no qualified replacement.</i>
MCOV		60	59	98%	0	1	0		<ul style="list-style-type: none"> <li>• Green = 80 – 100% avail</li> <li>• Yellow = 60 – 79% avail</li> <li>• Red = 59% or below avail</li> <li>• Readiness remains 95%</li> </ul>

# FEMA Readiness – National/Regional Teams



National/Regional Teams									
Resource	Status	Total	FMC Available		Partially Available	Not Available	Deployed/ Activated	Comments	Rating Criterion
NWC		5	5	100%	0	0	Activated	• Enhanced Watch	• Green = FMC • Yellow = PMC • Red = NMC
NRCC		2	344	89%	0	44	Not Activated		
HLT		1	N/A	N/A	0	0	Not Activated		
DEST							Not Activated		
RRCCs		10	10	100%	0	0	R1	• R-I is activated to Level III • R-II will activate to Level III at 8pm ET • R-II is expected to elevate to Level II tomorrow at 8am ET	
RWCs/MOCs		10	10	100%	0	0	Not Activated	• R-IX – Enhanced Watch (24/7)	



# FEMA

**FEMA's mission is to support our citizens and first responders to ensure that as a nation we work together to build, sustain, and improve our capability to prepare for, protect against, respond to, recover from, and mitigate all hazards.**