

The Disaster Center is dedicated to the idea that disaster mitigation is cost effective and individuals pursuing their own interest are the greatest potential force for disaster reduction.

Please consider making a small donation to the Disaster Center



When disaster mitigation is cost effective, we are on the road to bringing disasters to an end.



# **FEMA**

## **Daily Operations Briefing**

**Thursday, January 29, 2015**

**8:30 a.m. EST**

# Significant Activity: Jan 28 – 29



**Significant Events:** Severe Winter Weather – Northeast – FINAL

**Significant Weather:**

- Freezing rain – Southwest and Southern Rockies; Great Lakes to Ohio Valley and Mid-Atlantic
- Heavy snow possible – Southern Rockies; Great Lakes to Central Appalachians
- Snow – Upper Mississippi Valley to Great Lakes
- Rain and snow – Central Great Basin/Southwest to Southern/Central Plains; Upper Mississippi Valley to Tennessee Valley and Appalachians
- Elevated Fire Weather Areas / Red Flag Warnings: None
- Space Weather: Past 24 hours – minor, R1 radio blackouts occurred; next 24 hours – none

**Tropical Activity:** No activity affecting U.S. or territories

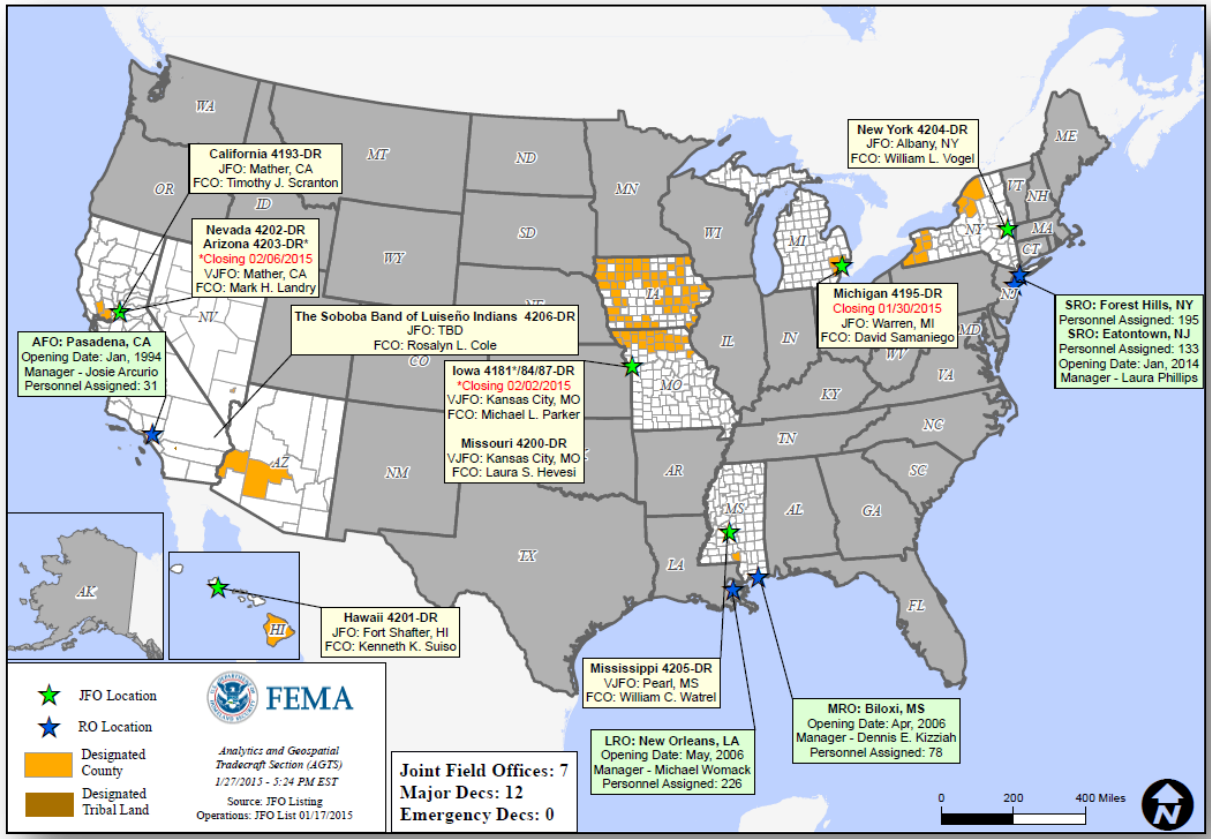
**FEMA Readiness:**

- Region IX RWC at Enhanced Watch, 24/7 for Super Bowl

**Disaster Declaration Activity:** No significant activity



# Open Field Offices as of Jan 29

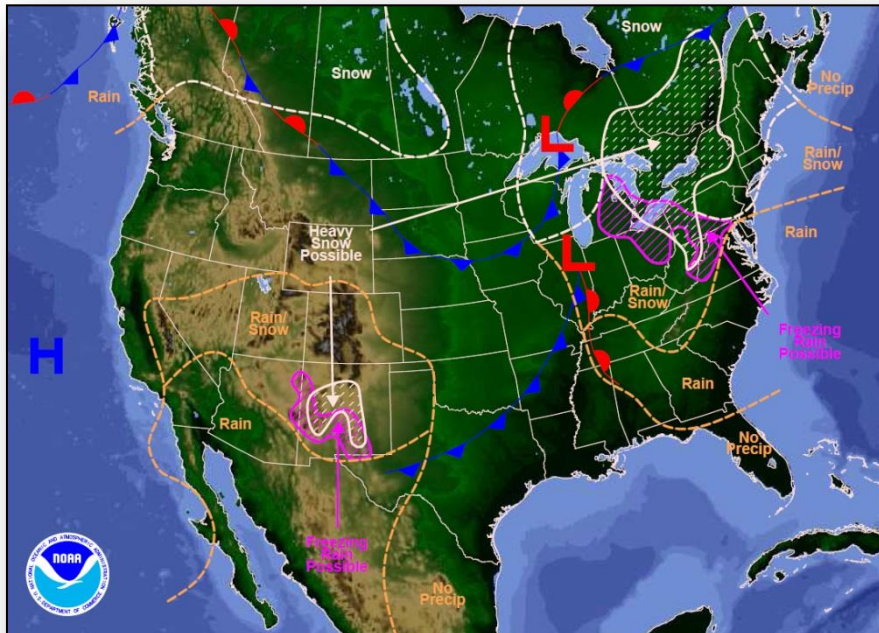


# Disaster Requests & Declarations

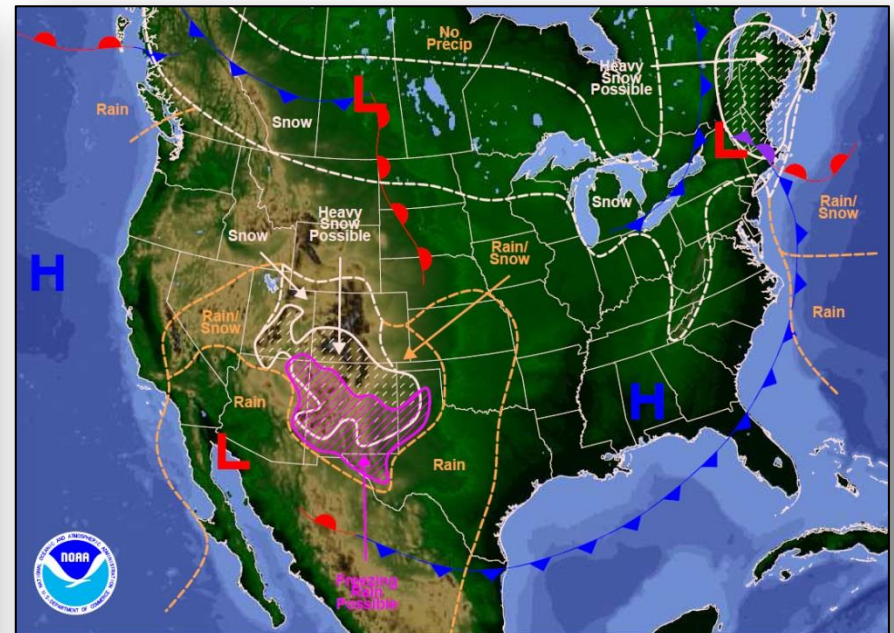


<b>Declaration Requests in Process</b>		<b>Requests APPROVED (since last report)</b>	<b>Requests DENIED (since last report)</b>
<b>1</b>	<b>Date Requested</b>	<b>0</b>	<b>0</b>
<b>Vermont – DR Severe Winter Storm</b>	<b>January 23, 2015</b>		

# National Weather Forecast



Weather Forecast for Thu, Jan 29, 2015, issued 4:19 AM EST  
DOC/NOAA/NWS/NCEP/Weather Prediction Center  
Prepared by McCreynolds based on WPC, SPC and NHC forecasts

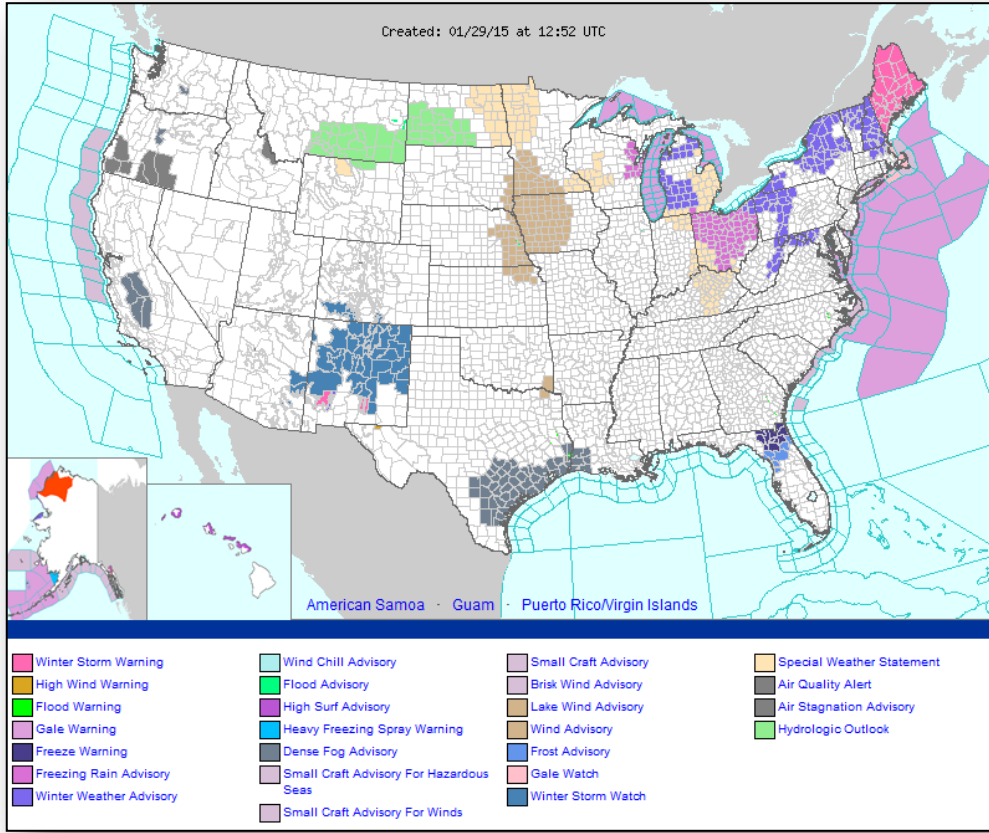


Weather Forecast for Fri, Jan 30, 2015, issued 5:01 AM EST Thu, Jan 29, 2015  
DOC/NOAA/NWS/NCEP/Weather Prediction Center  
Prepared by McCreynolds based on WPC, SPC and NHC forecasts

# Active Watches/Warnings

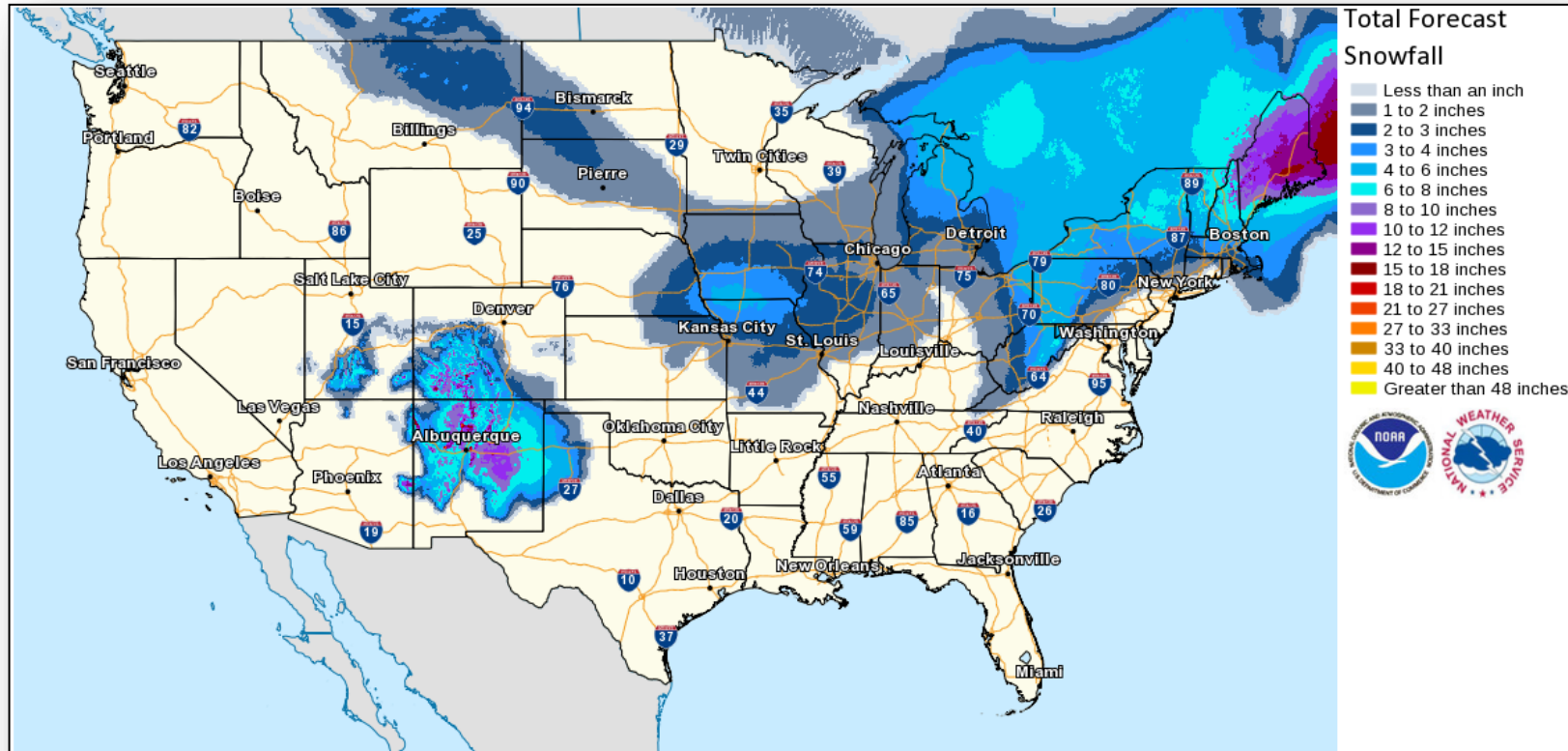


FEMA





# Total Forecast Snowfall

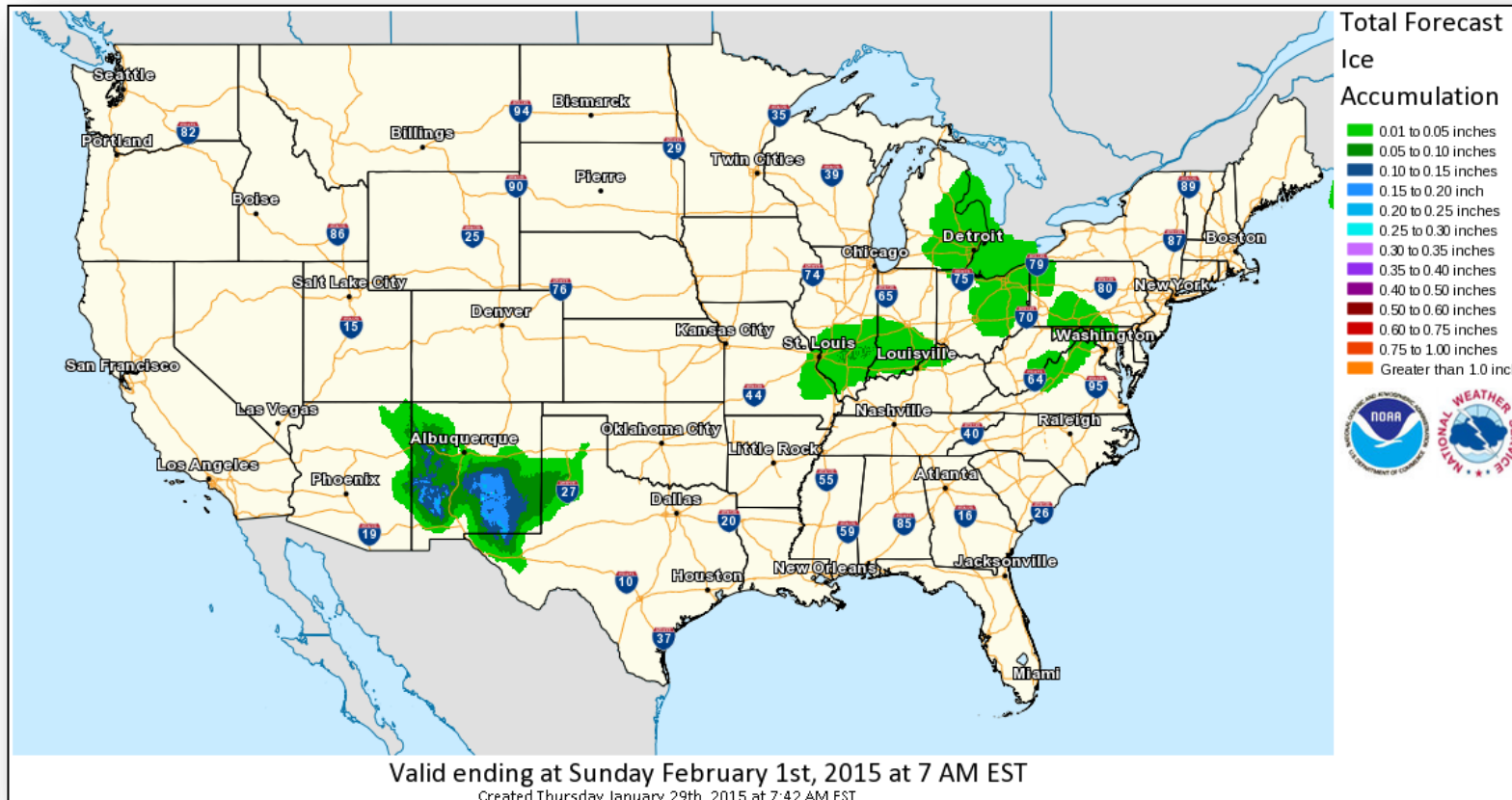


Valid ending at Sunday February 1st, 2015 at 7 AM EST

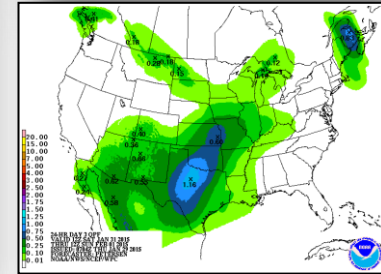
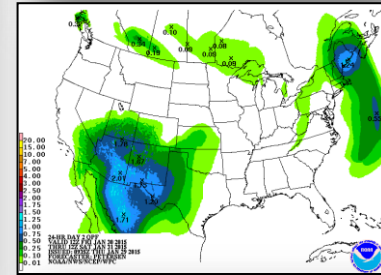
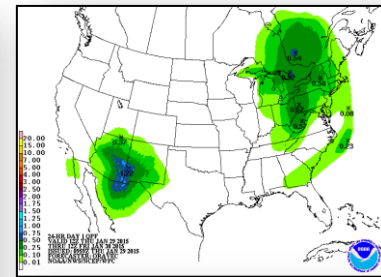
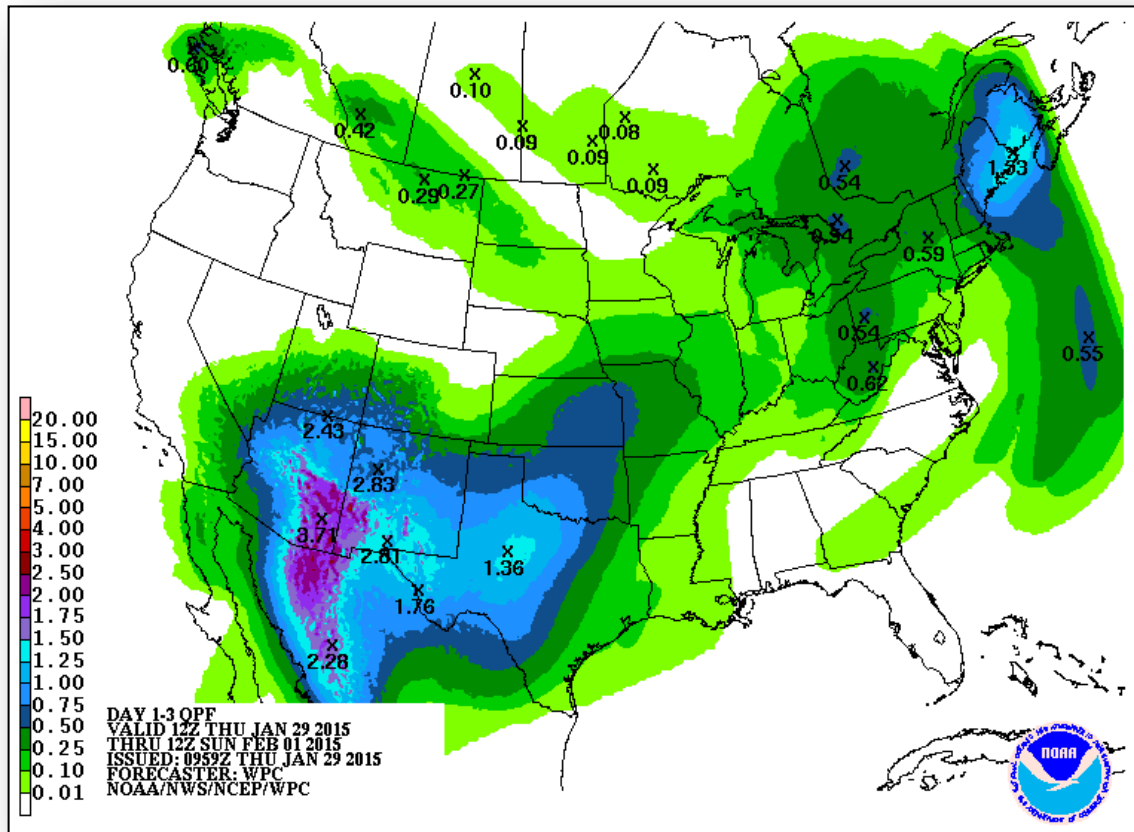
Created Thursday January 29th, 2015 at 7:42 AM EST



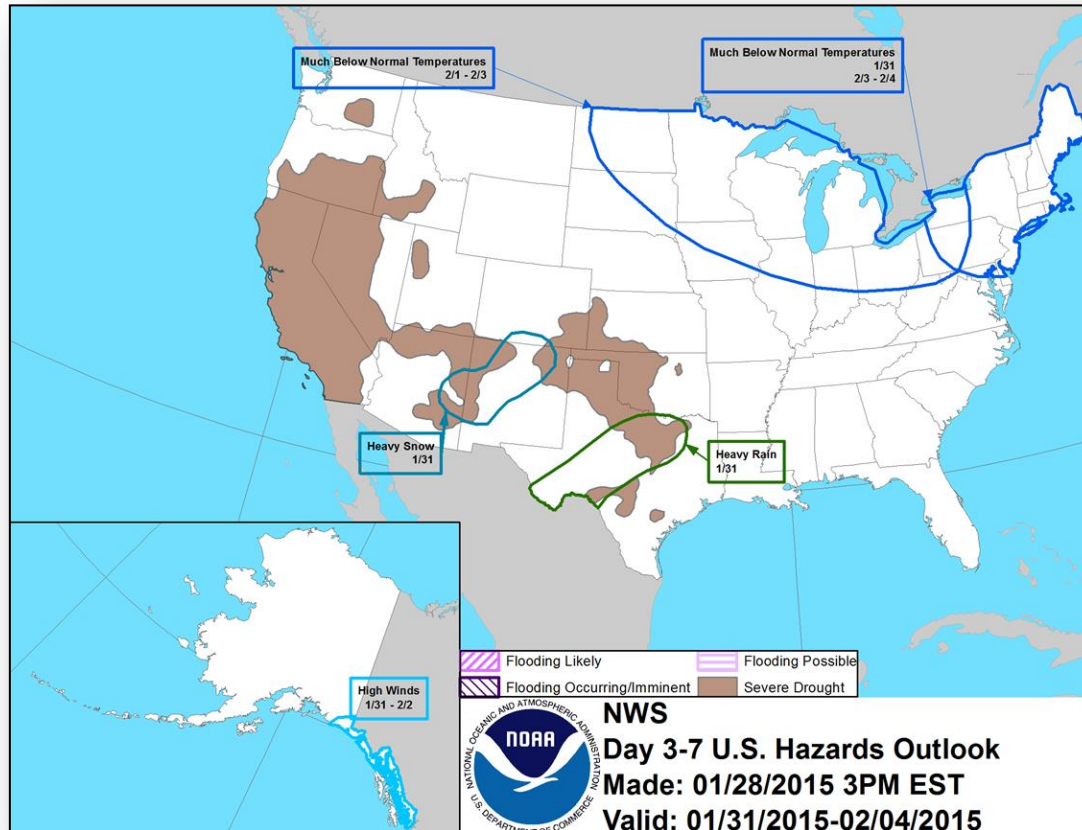
# Total Forecast Ice



# Precipitation Forecast – 3 Day


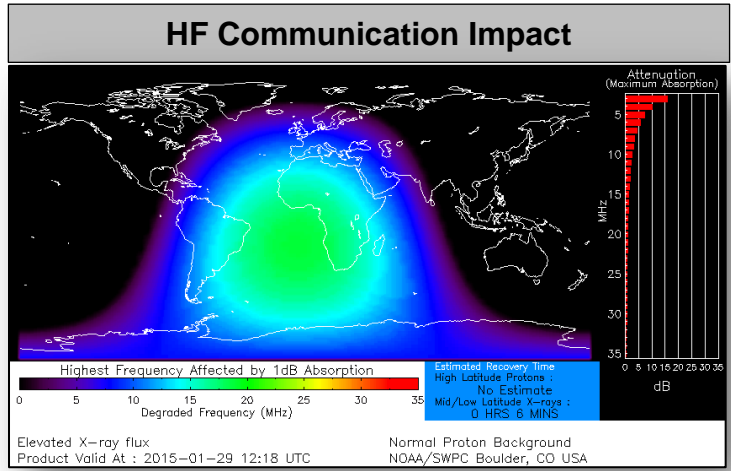


# Hazard Outlook: Jan 31 – Feb 4



# Space Weather

NOAA Scales Activity (Range: 1/minor to 5/extreme)	Past 24 Hours	Current	Next 24 Hours
Space Weather Activity:	Minor	None	None
• Geomagnetic Storms	None	None	None
• Solar Radiation Storms	None	None	None
• Radio Blackouts	R1	None	None



# FEMA Readiness – Deployable Teams /Assets



Deployable Teams/Assets									
Resource	Status	Total	FMC Available		Partially Available	Not Available	Detailed Deployed Activated	Comments	Rating Criterion
FCO		39	19	49%	0	2	18		OFDC Readiness: FCO Green Yellow Red Type 1 3+ 2 1 Type 2 4+ 3 2 Type 3 4 3 2 FDRC 3 2 1
FDRC		10	8	80%	0	0	2		
US&R		28	27	96%	0	1	0	NM-TF1 (Red – Personnel shortages)	<ul style="list-style-type: none"> <li>Green = Available/FMC</li> <li>Yellow = Available/PMC</li> <li>Red = Out-of-Service</li> <li>Blue = Assigned/Deployed</li> </ul>
National IMAT		3	1	33%	0	0	2	<ul style="list-style-type: none"> <li>IMAT East 1 – Deployed to FEMA HQ</li> <li>IMAT East 2 – Deployed to GA</li> </ul>	<ul style="list-style-type: none"> <li>Green: 3 avail</li> <li>Yellow: 1-2 avail</li> <li>Red: 0 avail (<i>Individual N-IMAT red if 50% of Section Chiefs and/or Team Leader is unavailable for deployment.</i>)</li> </ul>
Regional IMAT		13	7	54%	0	4	2	<u>Not Mission Capable (NMC):</u> <ul style="list-style-type: none"> <li>Regions IV-3, V, VI-1 &amp; IX-1 (personnel shortages)</li> </ul> <u>Deployed</u> <ul style="list-style-type: none"> <li>Region II-1 to NY</li> <li>Region IX-2 to CA</li> </ul>	<ul style="list-style-type: none"> <li>Green: 7 or more avail</li> <li>Yellow: 4 - 6 teams available</li> <li>Red: &gt; 8 teams deployed/unavailable</li> </ul> <i>R-IMAT also red if TL Ops/Log Chief is unavailable and has no qualified replacement.</i>
MCOV		60	59	98%	0	1	0		<ul style="list-style-type: none"> <li>Green = 80 – 100% avail</li> <li>Yellow = 60 – 79% avail</li> <li>Red = 59% or below avail</li> <li>Readiness remains 95%</li> </ul>

# FEMA Readiness – National/Regional Teams



National/Regional Teams									
Resource	Status	Total	FMC Available		Partially Available	Not Available	Deployed/ Activated	Comments	Rating Criterion
NWC		5	5	100%	0	0	Activated	• Enhanced Watch (day shift only)	<ul style="list-style-type: none"> <li>• Green = FMC</li> <li>• Yellow = PMC</li> <li>• Red = NMC</li> </ul>
NRCC		2	344	89%	0	44	Not Activated		
HLT		1	N/A	N/A	0	0	Not Activated		
DEST							Not Activated		
RRCCs		10	10	100%	0	0	Not Activated		
RWCs/MOCs		10	10	100%	0	0	Not Activated	• Region IX – Enhanced Watch (24/7) thru Feb 2	



# FEMA

**FEMA's mission is to support our citizens and first responders to ensure that as a nation we work together to build, sustain, and improve our capability to prepare for, protect against, respond to, recover from, and mitigate all hazards.**