

The Disaster Center is dedicated to the idea that disaster mitigation is cost effective and individuals pursuing their own interest are the greatest potential force for disaster reduction.

Please consider making a small donation to the Disaster Center



When disaster mitigation is cost effective, we are on the road to bringing disasters to an end.



# **FEMA**

## **Daily Operations Briefing**

**Tuesday, January 30, 2018**

**8:30 a.m. EST**

# Significant Activity – Jan 29-30



FEMA

**Significant Events:** State of the Union Address

**Tropical Activity:**

- Western Pacific – No activity affecting U.S. interests

**Significant Weather:**

- Heavy snow possible – Cascades
- Critical/elevated fire weather – Southern/Central Plains
- Red Flag Warnings – CO, NM, TX, OK & KS
- Space Weather:
  - Past 24 hours – None observed
  - Next 24 hours – None predicted

**Earthquake Activity:** No significant activity

**Declaration Activity:** None

# State of the Union Address



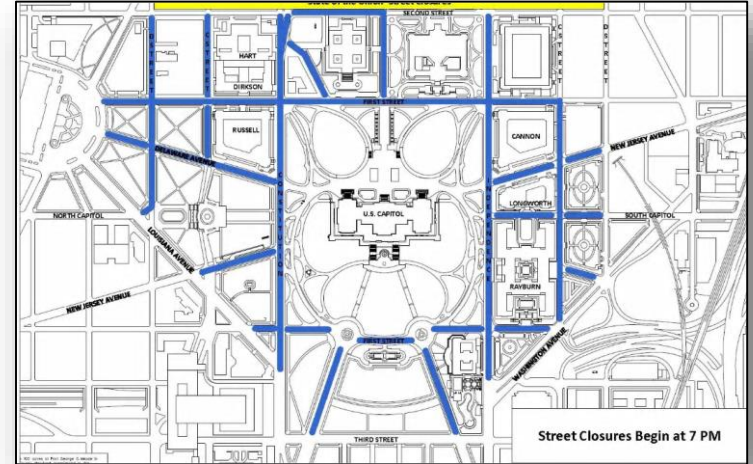
FEMA

## Situation

The President will deliver the State of the Union Address to a Joint Session of Congress on January 30, 2018 in Washington, D.C. The event has been designated a National Special Security Event and as such, FEMA has primary responsibility for the coordination of federal emergency management planning.

## Response

- FEMA NWC will go to Enhanced Watch at 3:00 p.m. EST through the event's conclusion
- FEMA Region III RWC will go to Enhanced Watch at 1:00 p.m. EST through the event's conclusion
- FEMA MERS detachment will provide communications and mobile command post functions to FEMA Region III and other Federal agencies as required
- Other preparations include:
  - NRCC, ESFs, National IMAT East-1, CMCU and DEST are placed on Alert
  - LNOs identified and available to support the FBI SIOC and NJTTF if required
  - National Urban Search and Rescue Branch issued an ESF #9 Advisory





### U.S. Virgin Islands Force Laydown for Operational Period 0700AST 29JAN2018 – 0700AST 05FEB2018

#### ST. THOMAS

FEMA: Gemini (Responder Berthing); Disaster Recovery Center #7; Voluntary Agency Liaison TF, Housing Task Force; Disability Integration Field TF, ARC Medical TF; PA Site Inspections TF, Waste Water TF, Kick Off Meeting TF, Hospital TF, Schools TF; Mitigation 406 Specialist, Hazard Mitigation Community Education & Outreach Specialist; Environmental & Historic Preservation TF; Intergovernmental Affairs Specialist, Media Relations ST

SBA: Business Recovery Center #1

DEC: SatCom Technician

ESF-3: Temporary Power TF, Debris Removal TF, Critical Public Facilities TF

ESF-10: Drinking Water Assessment, Household Hazardous Waste TF, Medical Waste TF, USCG-EPA Vessel Retrieval TF, Orphan Container TF



#### ST. JOHN

FEMA: Responder berthing in various locations; Disaster Recovery Center #9; Voluntary Agency Liaison; PA Kick Off Meeting TF; Environmental Specialist; Hazard Mitigation Community Education & Outreach Specialist

ESF-3: Debris Removal TF, Critical Public Facilities TF

ESF-10: EPA Household Hazardous Waste ST; USCG-EPA Vessel Retrieval TF, Orphan Container TF

#### ST. CROIX

FEMA: R II-IMAT; Fascination (Responder Berthing); Disaster Recovery Centers #1 (closes 31JAN) and #2; Power Restoration TF, Debris Management TF, Wastewater TF, Hospital TF, Schools TF, STEP/Sheltering TF, PA Site Inspections TF; IA Voluntary Agency Liaison TF, Housing TF, Mass Care TF, Human Services TF; Disability Integration Field TF, Disability Integration Durable Medical Equipment Distribution Team, AmeriCorps Team; Mitigation Hazard & Flood Plain Assessment ST, Mitigation 406 ST, Hazard Mitigation Community Education & Outreach Specialist; Environmental & Historic Preservation TF; Joint Information Center, Digital Communications Specialist, Congressional Affairs Specialist (Virtual)

SBA: Business Recovery Center #2

DEC: Disaster Emergency Communications Coordinator, SatCom Technician

ESF-3: Temporary Power TF; Debris Removal TF, Critical Public Facilities TF

ESF-8: Field Coordinator

ESF-10: Household Hazardous Waste TF & Collection Site; Medical Waste TF, White Goods TF; USCG-EPA Vessel Retrieval TF



- Incident Facility**
- VITEMA Emergency Operations Center (EOC)
  - Joint Field Office (JFO)
  - Branch Office
  - Division Office
  - Disaster Recovery Center (DRC)
  - Small Business Administration Business Recovery Center (SBA-BRC)
  - Staging Area
  - Debris/Hazardous Waste Staging Area
  - Medical Center
  - Power Plant
  - USVI Districts



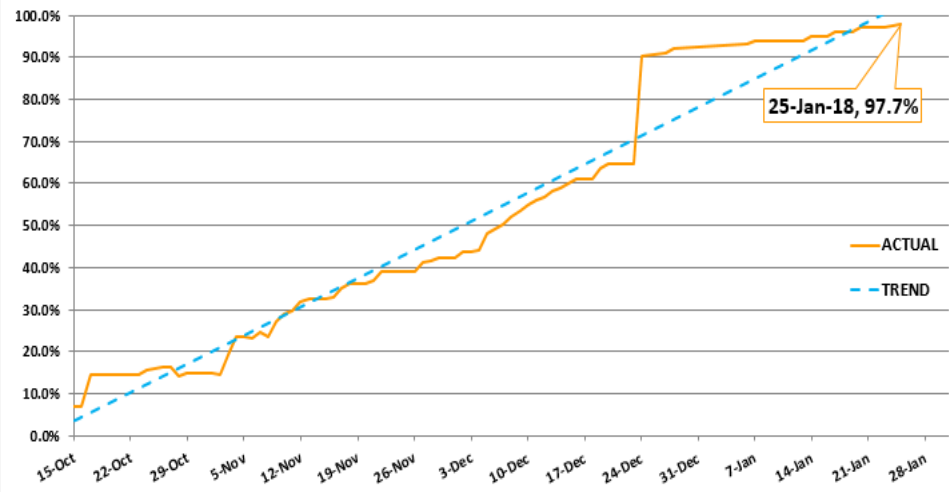
# FEMA-4335-DR-VI (Hurricane Irma) / FEMA-4340-DR-VI (Hurricane Maria)

29JAN2018 1130AST

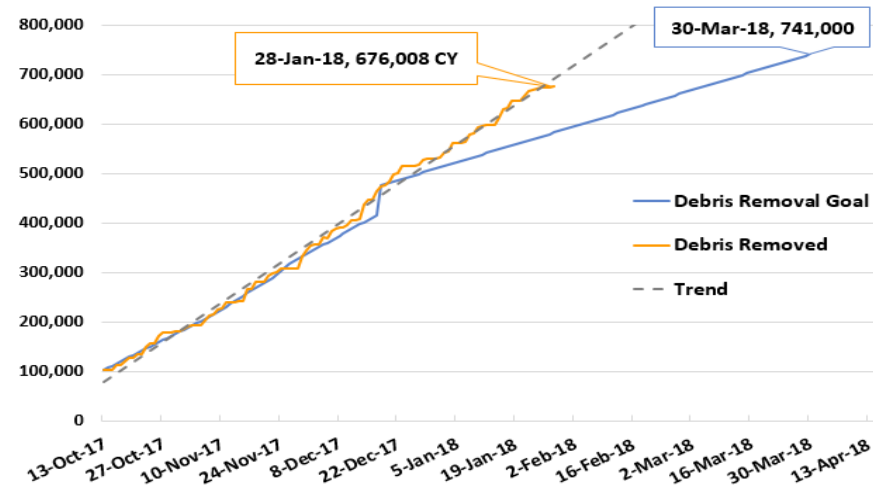


FEMA

## Power Restoration



## Debris Removal



1700AST 01/25/2018

## Power Restoration

	STJ	STT	STX	USVI	Goal
%	99.4%	96.9%	98.2%	97.7%	As of 26JAN, backbone on STJ & STT 100% energized, STX 99.9% energized. Laterals on STJ 100% energized, on STT 99.1% & STX 99.7% energized.
Change Since Last Report	+0.4%	+1.9%	+0.2%	+0.7%	

1700AST 01/28/2018

## Debris Removal

	Total Removed	Change Since Last Report	Debris Removal Estimates	Percent Complete
STJ	46,046 CY	3,005 CY	25,000 CY	184%
STT	132,959 CY	7,246 CY	116,000 CY	115%
STX	497,003 CY	8,923 CY	600,000 CY	83%
USVI	676,008 CY	19,174 CY	741,000 CY	91%

1700AST 01/28/2018

## Temporary Power - Generators

	Assess. Requested	Assess. Ineligible	Install Requested	Installs In Process	Installs on Hold	Install Complete	De-Installs	Generators In Use
STJ	28	9	19	0	0	19	19	0
STT	148	77	71	0	0	71	58	13
STX	140	49	92	0	2	90	81	9
USVI	316	135	182	0	2	180	158	22

Notes: 8 generators available on STX and 7 generators available on STT

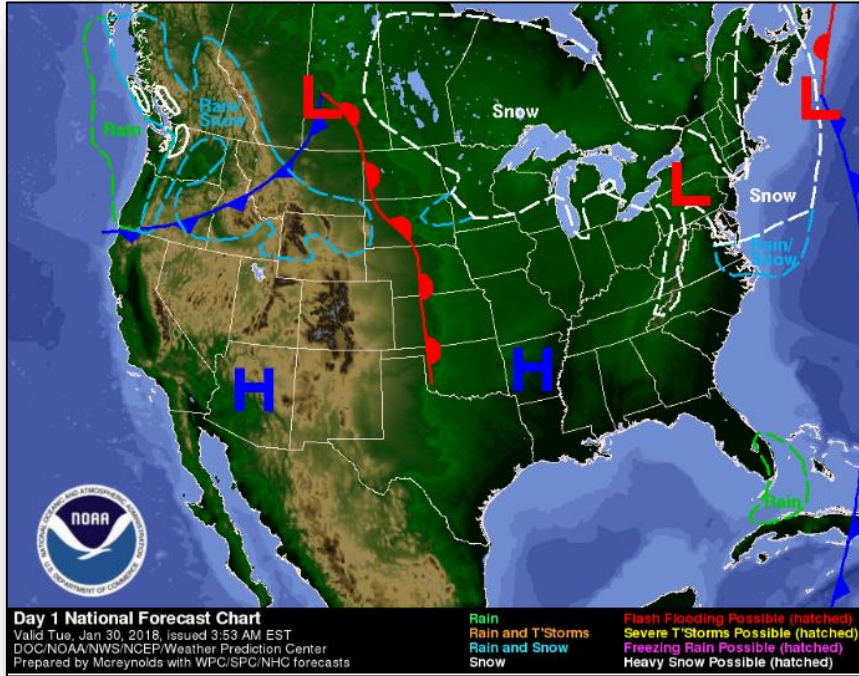
Notes

Remove 741K CY by 30MAR2018; 100,000 per month

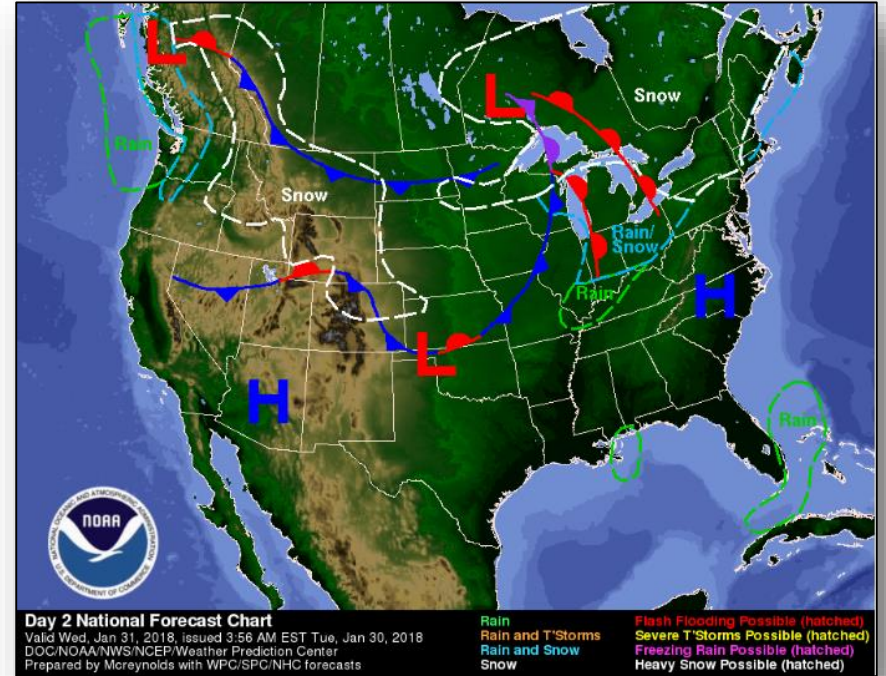
# National Weather Forecast



FEMA



*Today*

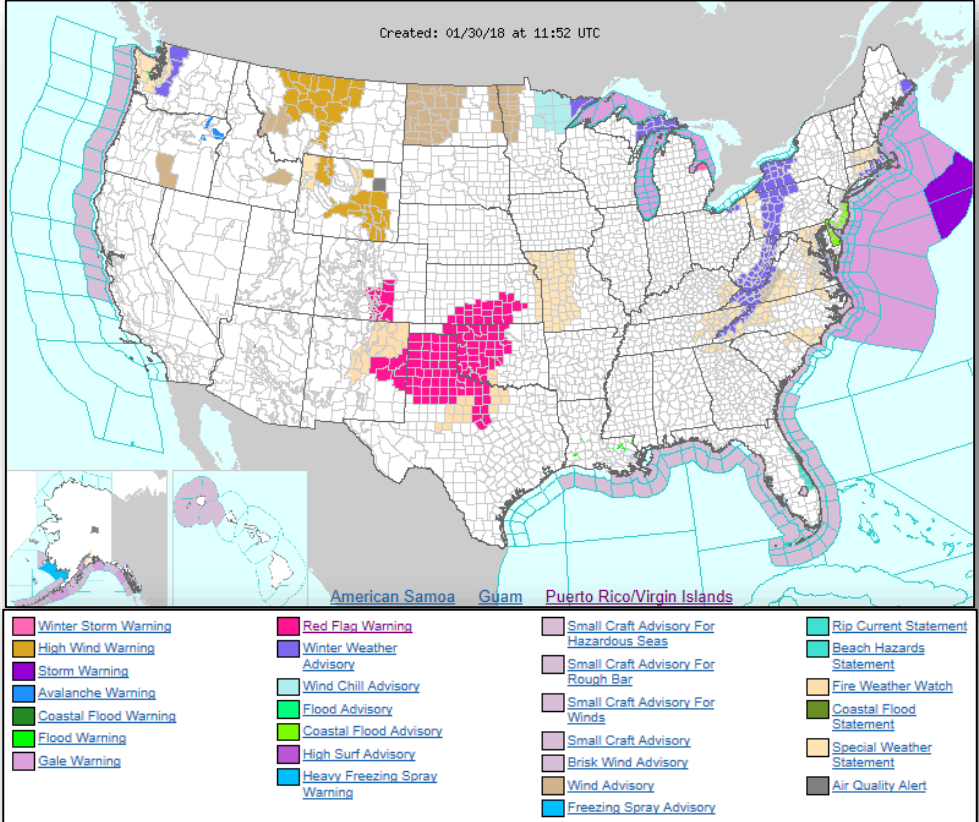


*Tomorrow*

# Active Watches and Warnings



FEMA

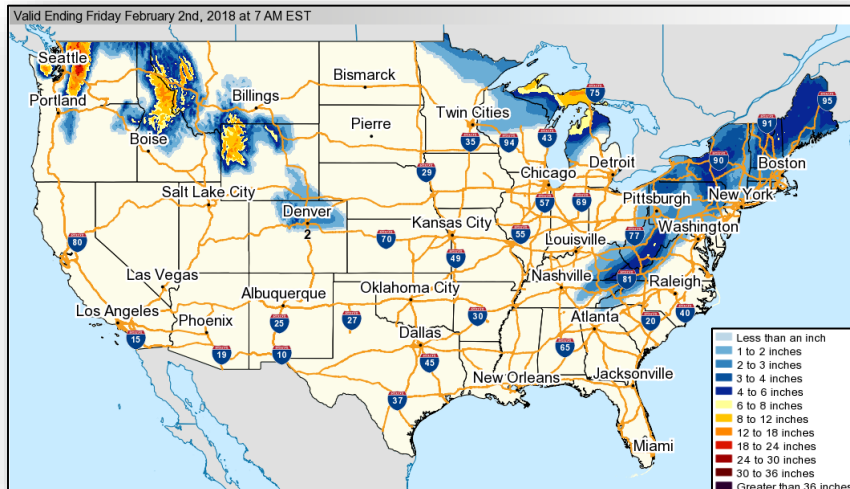




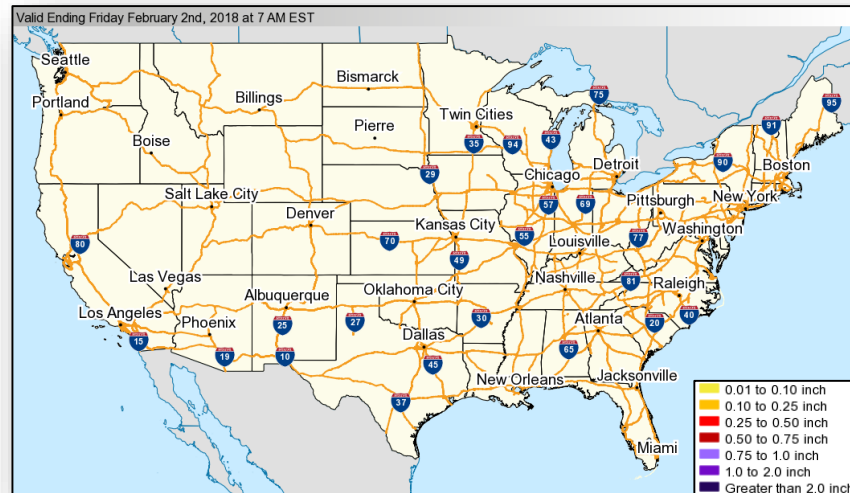
# Winter Precipitation Outlook



FEMA



***Forecast Snowfall***

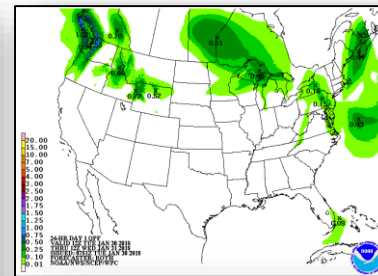
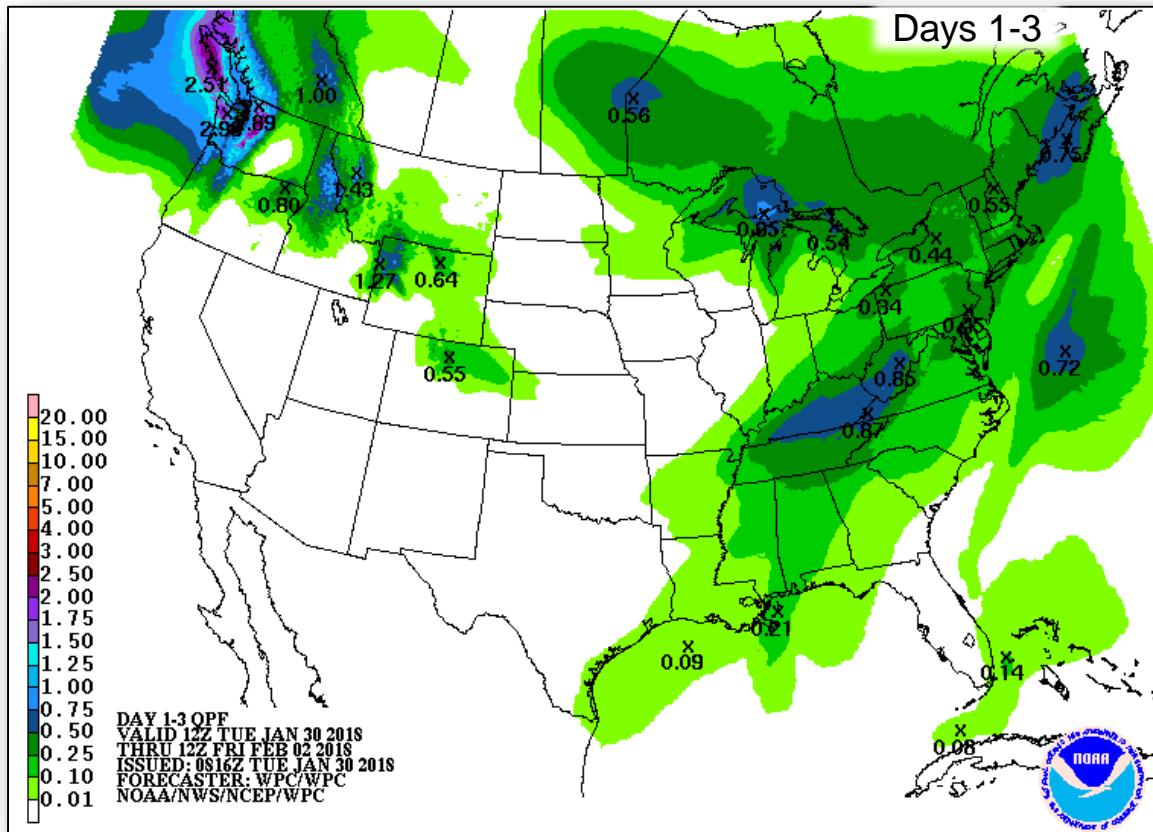


***Forecast Ice Accumulation***

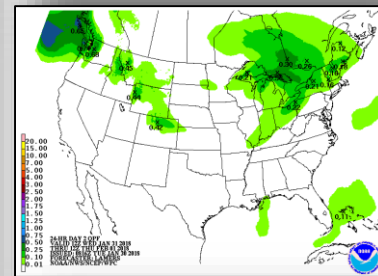
# Precipitation Forecast



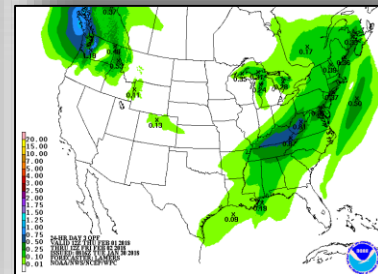
FEMA



Day 1



Day 2

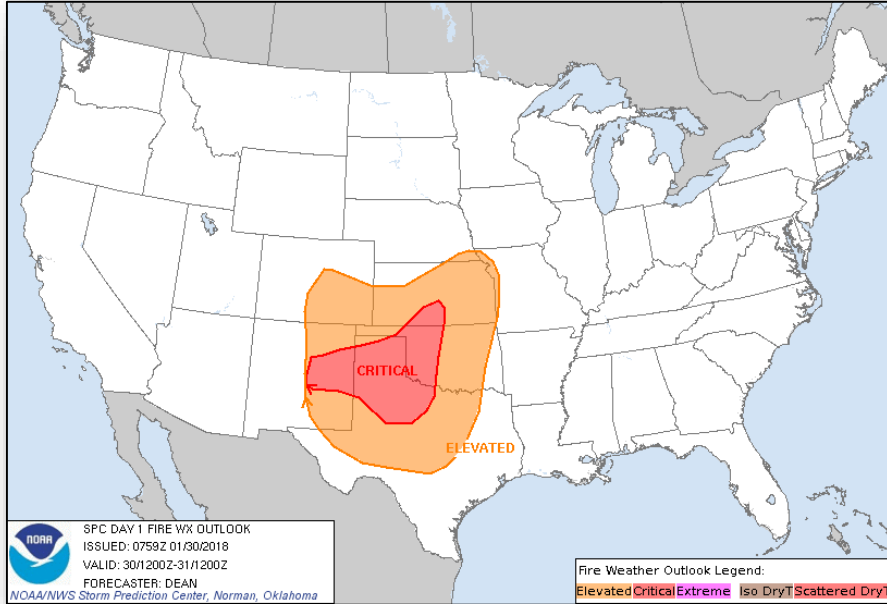


Day 3

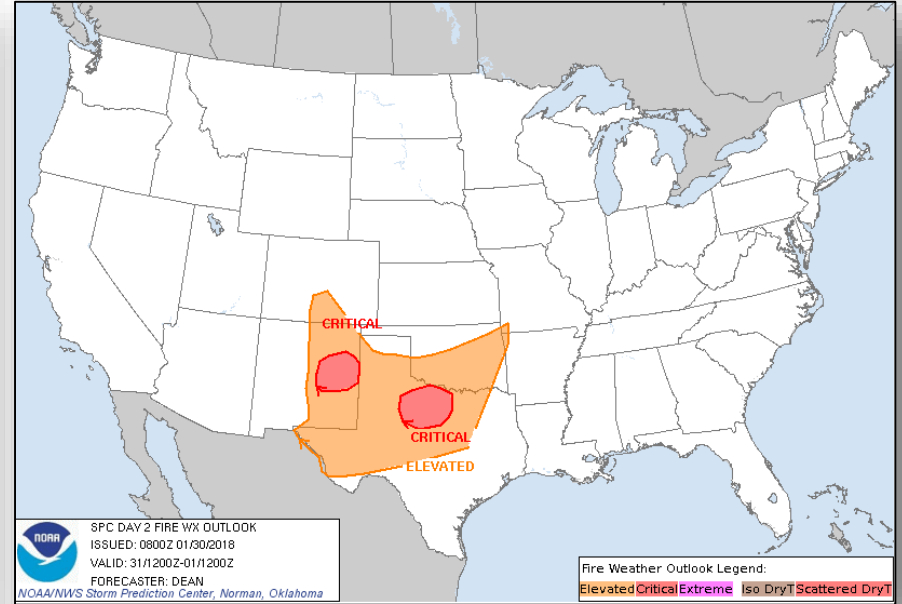
# Fire Weather Outlook



FEMA



*Today*

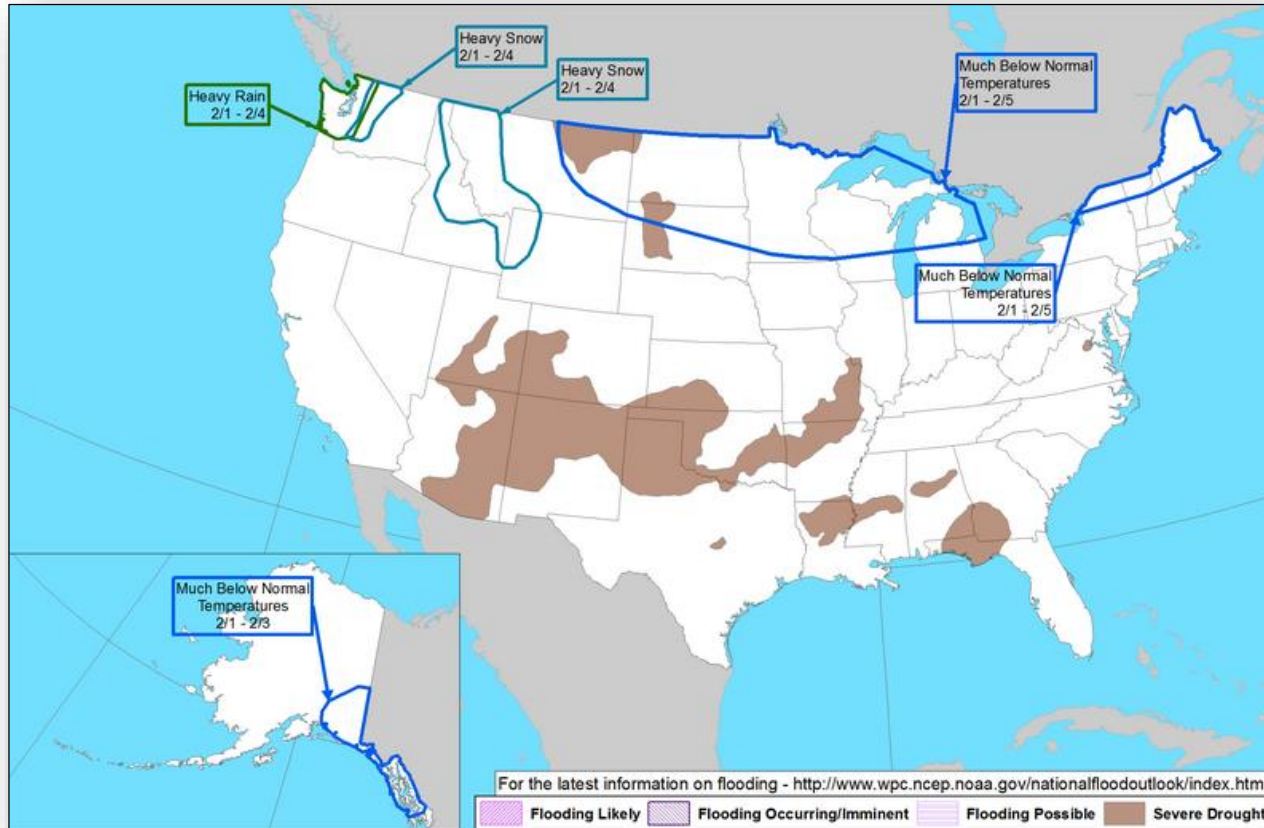


*Tomorrow*

# Hazards Outlook – Feb 1-5



FEMA



# Disaster Requests & Declarations



**FEMA**

Declaration Requests in Process					Requests APPROVED (since last report)	Requests DENIED (since last report)
1	IA	PA	HM	Date Requested	0	0
MT – (Appeal) Wildfires		X	X	January 26, 2018		

# Readiness – Deployable Teams and Assets



Resource	Force Strength	Available	Deployed	Other	Cadres with 25% or Less Availability
<b>Total Workforce</b>	11,503 ▲	4,967 ▼ 43%	5,056 ▲	1,480	DI 23% (18/80); EHP 18% (62/343); SEC 12% (12/101)
<b>National IMATs*</b> (3 Teams)	East 1: East 2: West:	<b>B-2</b> <b>Charlie</b> <b>B-48</b>			
<b>Regional IMATs</b> (4-6 Teams)	Assigned: Available: PMC / NMC: Deployed:	13 4 0 9			
<b>US&amp;R</b> (> 66%)	Assigned: Available: PMC / NMC: Deployed:	28 28 0 0			
<b>MERS</b> (> 66%)	Assigned: Available: NMC: Deployed:	36 33 0 3			
<b>FCO</b> (≤ 2 Type I)	Assigned: Available: PMC / NMC: Deployed:	36 4 (+1) 6 26 (-1)			
<b>FDRC</b> (= 3)	Assigned: Available: PMC / NMC: Deployed:	14 3 (+1) 0 (-1) 11			

4351-DR-AK  
VJFO: Anchorage, AK  
4342-DR-ID  
VJFO: Bothell, WA  
FCO: Thomas J. Dargan

4344-DR-CA\*\*  
4353-DR-CA\*\*  
JFO: Sacramento, CA  
FCO: William Roche

\*R-IX IMAT-1 (JFO)  
\*\*R-IX IMAT-2 (Pasadena)  
\*\*MERS: Bothell (Santa Barbara, Pasadena)

4352-DR-Pueblo of Acoma  
JFO: TBD  
FCO: Gerard M. Stolar  
R-VI IMAT-1

4327-DR-WY  
VJFO: Denver, CO  
FCO: Jon Huss  
(Closing: February 12)

Super Bowl  
Minneapolis, MN  
MERS: Denver

4343-DR-WI  
VJFO: Chicago, IL  
FCO: Janet M. Odeshoo

4331-DR-WV  
JFO: Charleston, WV  
FCO: Steven S. Ward

4348-DR-NY  
JFO: Albany, NY  
FCO: Seamus K. Leary

4330-DR-VT  
4316-DR-NH  
4329-DR-NH  
VJFO: Maynard, MA  
4354-DR-ME\*  
4355-DR-NH  
4356-DR-VT  
JFO: TBD  
FCO: James N. Russo  
\*R-I IMAT (EOC-Augusta)

VJFO: Atlanta, GA  
4346-DR-SC  
3389-EM-AL  
4349-DR-AL  
FCO: Warren J. Riley  
4350-DR-MS  
FCO: Manny J. Toro

4338-DR-GA  
JFO: Warner Robins, GA  
FCO: Thomas J. McCool

3395-EM-FL  
4337-DR-FL  
JFO: Orlando, FL  
FCO: Willie G. Nunn  
4341-DR-STOF  
VJFO: Orlando, FL  
FCO: Willie G. Nunn

4325-DR-NE\*  
FCO: DuWayne W. Tewes  
4334-DR-IA  
FCO: Keith D. DuPont  
4317-DR-MO  
4319-DR-KS  
4347-DR-KS  
VJFO: Kansas City, MO  
FCO: C. Johnson-Cage  
\*R-VIII IMAT (R-VIII HQ)

4332-DR-TX  
JFO: Austin, TX  
FCO: Kevin L. Hannes  
MERS: Denton  
R-VIII IMAT (training)

4345-DR-LA  
4277-DR-LA  
3392-EM-LA  
JFO: Baton Rouge, LA  
FCO: John E. Long  
LA Recovery Office  
Baton Rouge, LA  
Manager: M. Womack

4336-DR-PR  
4389-DR-PR  
JFO: Guaynabo, PR  
FCO: Michael F. Byrne  
R-III & V IMAT (JFO)  
MERS: Bothell, Denton, Denver, Frederick, Maynard, Thomasville

4335-DR-USVI  
4340-DR-USVI  
JFO: St. Croix, USVI  
FCO: William L. Vogel  
R-II IMAT (St. Croix)  
MERS: Thomasville

Field Offices ★  
JFOs: 16  
DRs: 33  
EMs: 3  
Deployed Teams (Location)

As of 3:00 a.m. EST January 30, 2018

\*B-2 Status: Assemble ≤ 2 hours, On Site ≤ 18 hours; B-48 Status: Assemble and deploy ≤ 48 hours; Charlie Status: No team assemble time requirement

# FEMA Readiness – Activation Teams



FEMA

Resource	Status	Total	Status	Activated Team	Activation Level	Activation Times	Reason / Comments
NWC		5	Steady State		Enhanced Watch	3:00 p.m. - TBD	State of the Union Address
NRCC		2	Available				
HLT		1	Available				
RWCs/MOCs		10	Steady State	Region III	Enhanced Watch	1:00 p.m. EST - TBD	State of the Union Address
RRCCs		10	Available				

Backup Regions: VIII, IV, & VI

# Public Assistance Grant Program

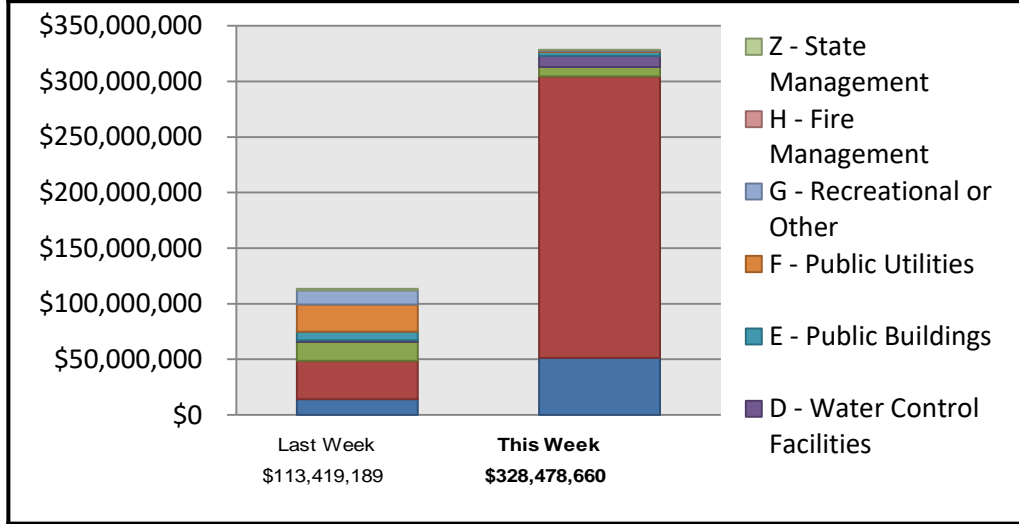


FEMA

## PA Project Worksheets Obligated in past week, as of 01/29/18 at 1500 EDT

PA Category	Emergency Work		Permanent Work					H - Fire Management	Z - State Management	Total
	A - Debris Removal	B - Protective Measures	C - Roads & Bridges	D - Water Control Facilities	E - Public Buildings	F - Public Utilities	G - Recreational or Other			
Number Of PWs Obligated	121	194	103	12	41	13	21	0	8	513
Federal Share Obligated	\$51,261,881	\$253,306,348	\$8,273,123	\$10,262,641	\$3,280,451	\$1,263,433	\$448,199	\$0.00	\$382,586	\$328,478,660

### Public Assistance Obligated per Category In the Past 2 Weeks – 1/15/2018 through 1/29/2018



### This weeks PA Highlights

- **Over \$1.9 Million was obligated to Roads and Bridges for California**
- **\$87 Million was obligated to Protective Measures for the Virgin Islands**
- **Over \$3.2 Million was obligated to Debris Removal for Georgia**
- **Approximately \$1.2 Million was obligated to Water Control Facilities for California**



# Direct Housing

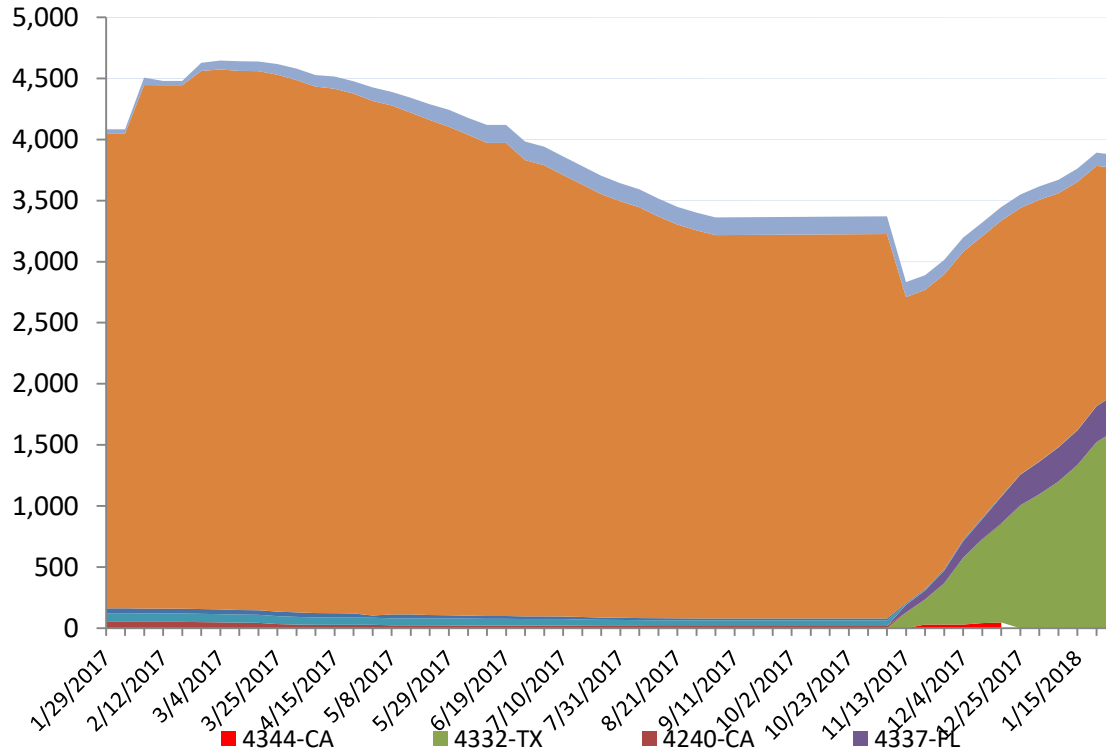


FEMA

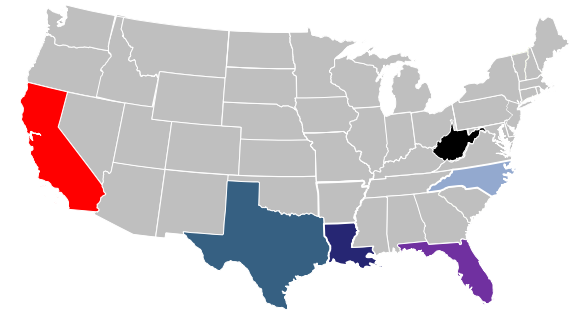
## Total Households in FEMA Direct Housing per State

Past Year per Week, 1/29/2017 – 1/29/2018

There are currently **4,052** Households Occupying **4,052** Temporary Units



DR	IA Declaration Date	Program End Date	Current # of Households in Direct Housing (Weekly Change)
4277-LA	8/14/2016	2/14/2018	1,848 (-117)
4285-NC	10/10/2016	4/10/2018	106 (-2)
4332-TX	8/25/2017	2/25/2018	1,621 (+98)
4337-FL	9/10/2017	3/10/2018	295 (+2)
4344-CA	10/10/2017	4/10/2018	163 (+2)
4339-PR	9/10/2017	3/20/2019	16 (+3)
4266-TX	3/19/2016	9/19/2017	3 (0)



States with Currently Occupied Units

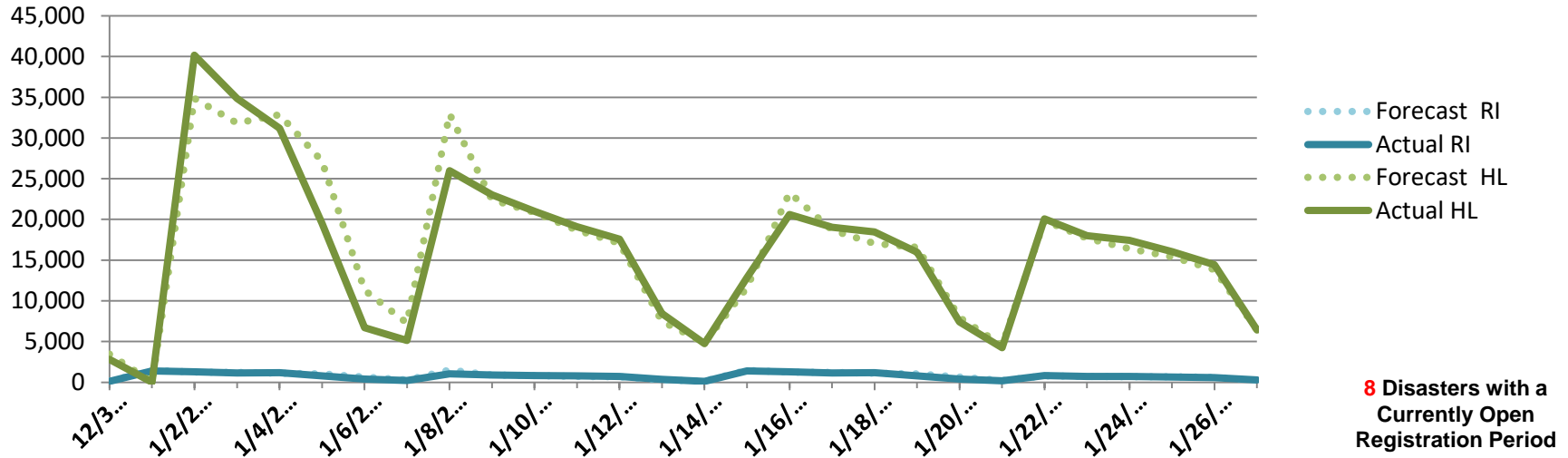
# NPSC Call Activity



FEMA

NPSC Call Activity in the Past Week 1/21/2018 through 1/27/2018		
Call Type	Projected Calls	Actual Calls
Registration Intake:	3,926	3,900
Helpline:	94,129	96,599
Combined:	98,055	100,499

NPSC Call Forecasting and Actual Calls Over the Past 4 Weeks  
12/31/2017 through 1/27/2018



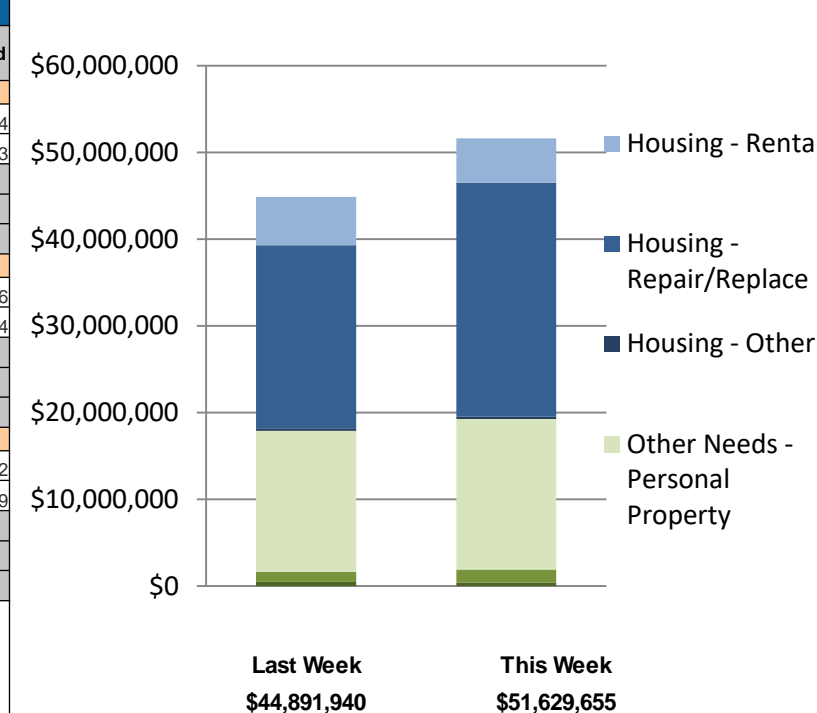
# Individual Assistance Activity



FEMA

Individuals and Households Program Activity As Of: 1/29/18					
	In Past 7 Days		Cumulative		
	Applicants Approved	Amount Approved	Applicants Approved	Amount Approved	
	4336-PR Declared 09-10-2017 End Of Reg Period 03-20-2018				
Open Registration Period	Housing Assistance	4	\$66,688.59	810	\$1,520,047.24
	Other Needs Assistance	7	\$12,492.85	913	\$1,418,579.93
	<b>Total IHP</b>	<b>\$79,181.44</b>		<b>\$2,938,627.17</b>	
	<b>Average IHP</b>			<b>\$2,312</b>	
	<b>Total Max Grants</b>			<b>2</b>	
	4339-PR Declared 09-20-2017 End Of Reg Period 03-20-2018				
Open Registration Period	Housing Assistance	4,957	\$22,824,413.89	184,541	\$522,700,887.96
	Other Needs Assistance	7,340	\$15,002,707.30	346,472	\$441,949,092.64
	<b>Total IHP</b>	<b>\$37,827,121.19</b>		<b>\$964,649,980.60</b>	
	<b>Average IHP</b>			<b>\$2,308</b>	
	<b>Total Max Grants</b>			<b>2383</b>	
	4353-CA Declared 01-02-2018 End Of Reg Period 03-16-2018				
Open Registration Period	Housing Assistance	201	\$945,166.00	390	\$1,558,178.62
	Other Needs Assistance	42	\$169,890.86	60	\$213,434.29
	<b>Total IHP</b>	<b>\$1,115,056.86</b>		<b>\$1,771,612.91</b>	
	<b>Average IHP</b>			<b>\$4,396</b>	
	<b>Total Max Grants</b>			<b>18</b>	
Other IHP Active	14 Declarations IHP Programmatically Open - Closed Registration *				
	Housing Assistance	2,277	\$8,517,782.51		
	Other Needs Assistance	2,012	\$4,090,513.29		
	<b>Total IHP</b>	<b>\$12,608,295.80</b>			
	<b>Total IHP Approved in Past Week</b>		<b>\$51,629,655.29</b>		

## IHP Approved per Category in the Past 2 Weeks – 1/15/2018 through 1/29/2018

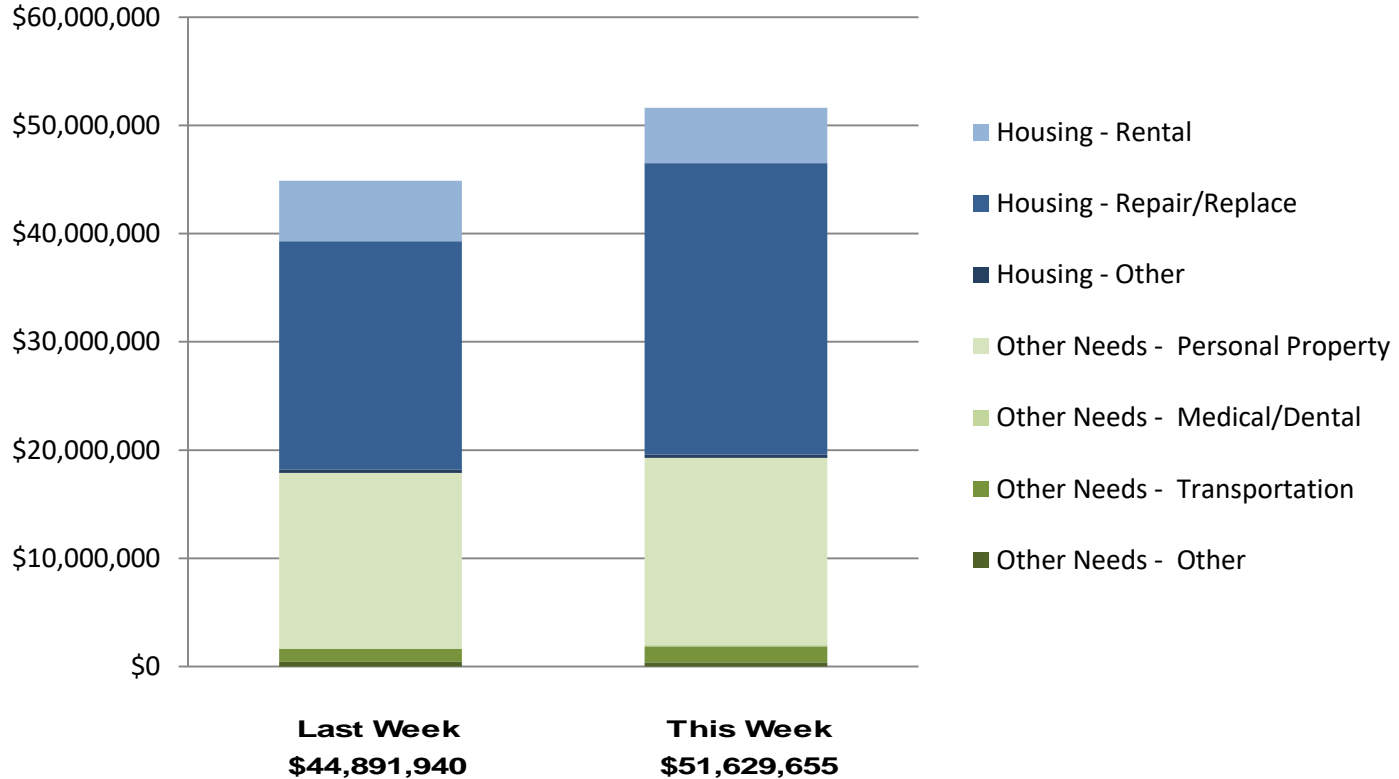


# Individual Assistance Activity



FEMA

IHP Approved per Category in the Past  
2 Weeks – 1/15/2018 through 1/29/2018





# FEMA

**FEMA's mission is to support our citizens and first responders to ensure that as a nation we work together to build, sustain, and improve our capability to prepare for, protect against, respond to, recover from, and mitigate all hazards.**