

The Disaster Center is dedicated to the idea that disaster mitigation is cost effective and individuals pursuing their own interest are the greatest potential force for disaster reduction.

Please consider making a small donation to the Disaster Center



When disaster mitigation is cost effective, we are on the road to bringing disasters to an end.



FEMA

Daily Operations Briefing

Tuesday, January 31, 2017

8:30 a.m. EST

Significant Activity – Jan 30-31



FEMA

Significant Events: None

Significant Weather:

- Heavy snow possible – Northern Intermountain, Northern Rockies, Great Lakes, and Northeast
- Space Weather – past 24 hours – none; next 24 hours – Minor G1; Geomagnetic Storms

Tropical Activity Western Pacific: No activity affecting U.S. interests

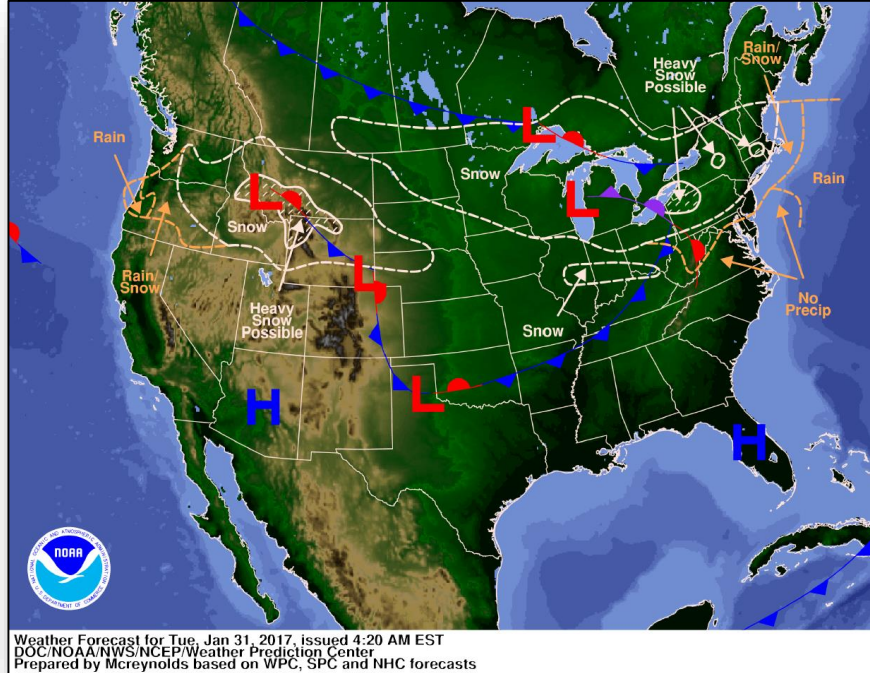
Earthquake Activity: No significant activity

Declaration Activity: None

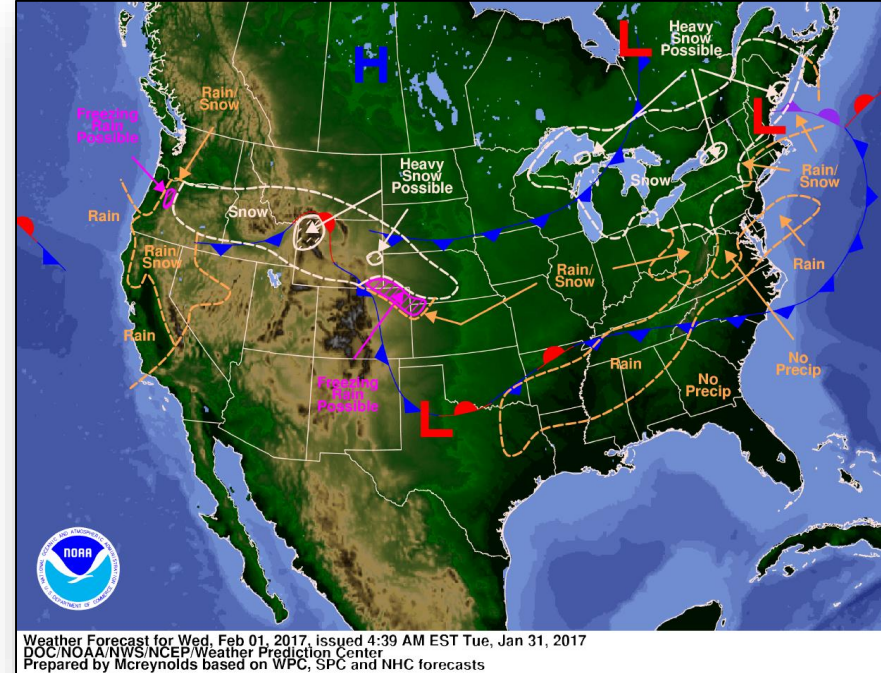
National Weather Forecast



FEMA

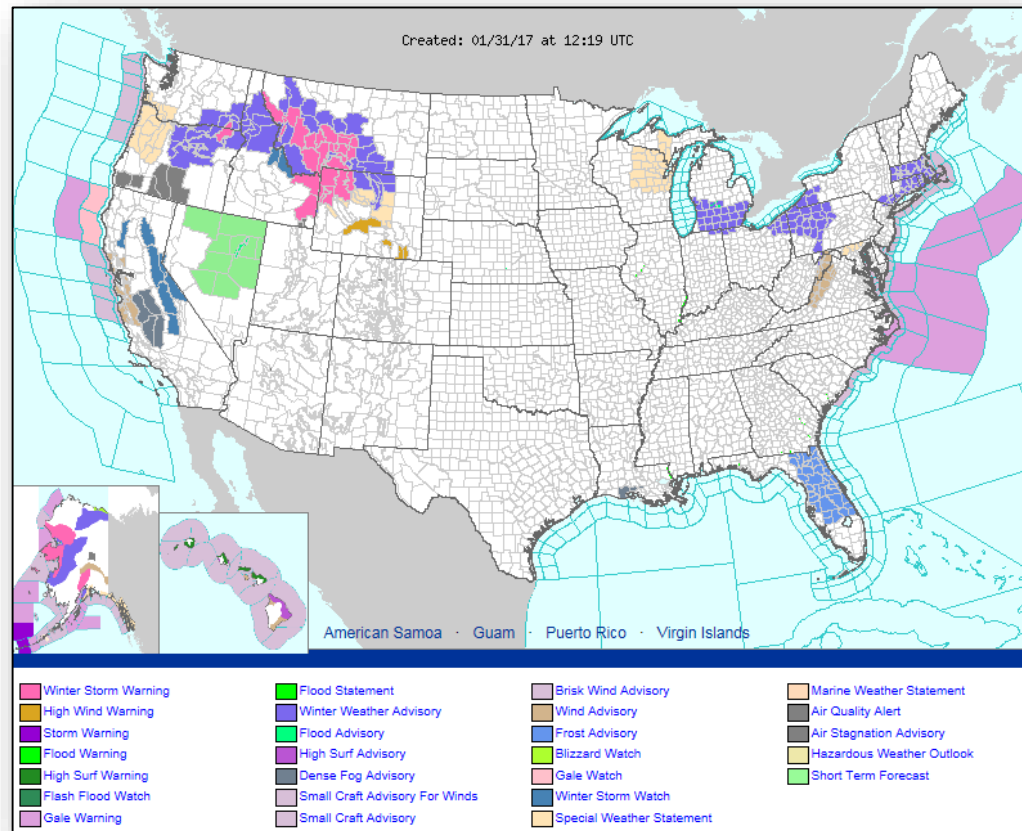


Today



Tomorrow

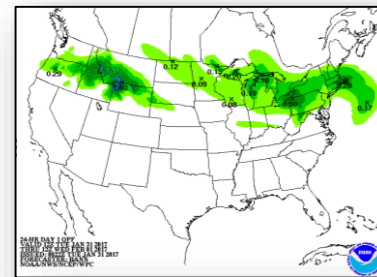
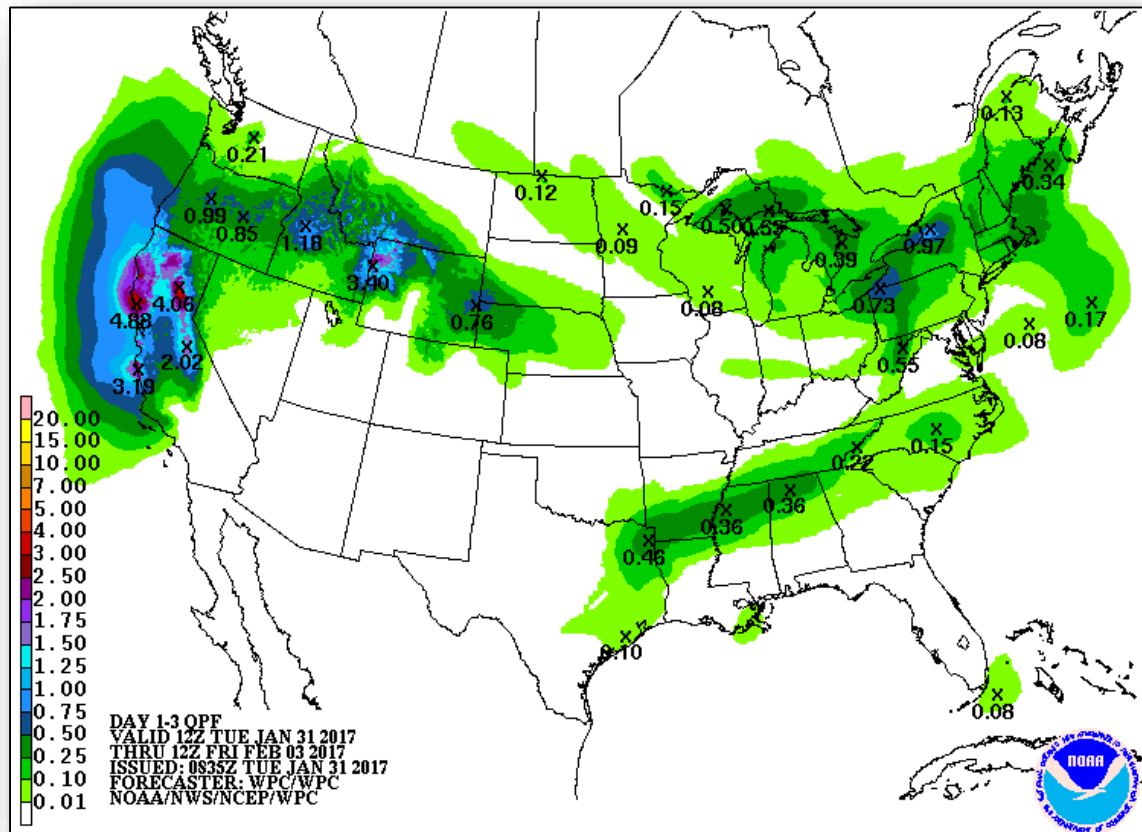
Active Watches and Warnings



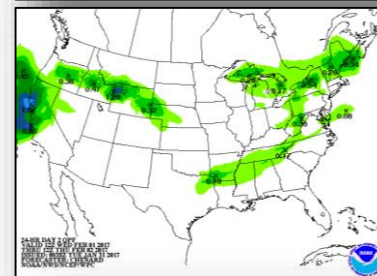
Precipitation Forecast – Days 1-3



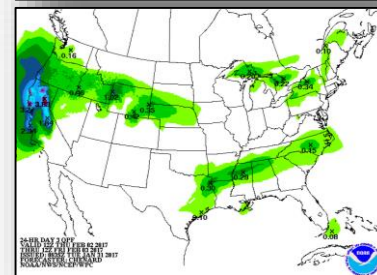
FEMA



Day 1



Day 2

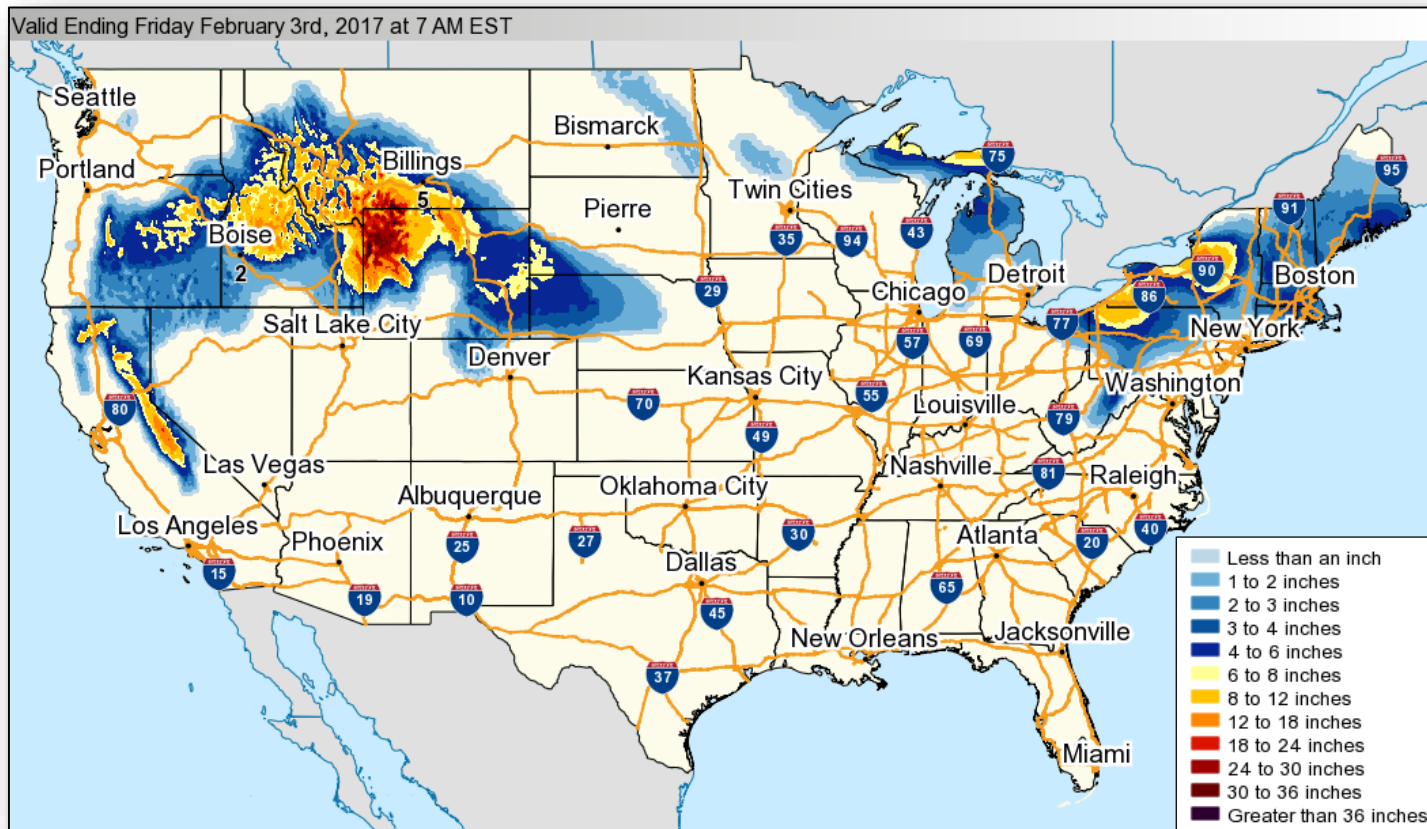


Day 3

Forecast Snowfall – Days 1-3



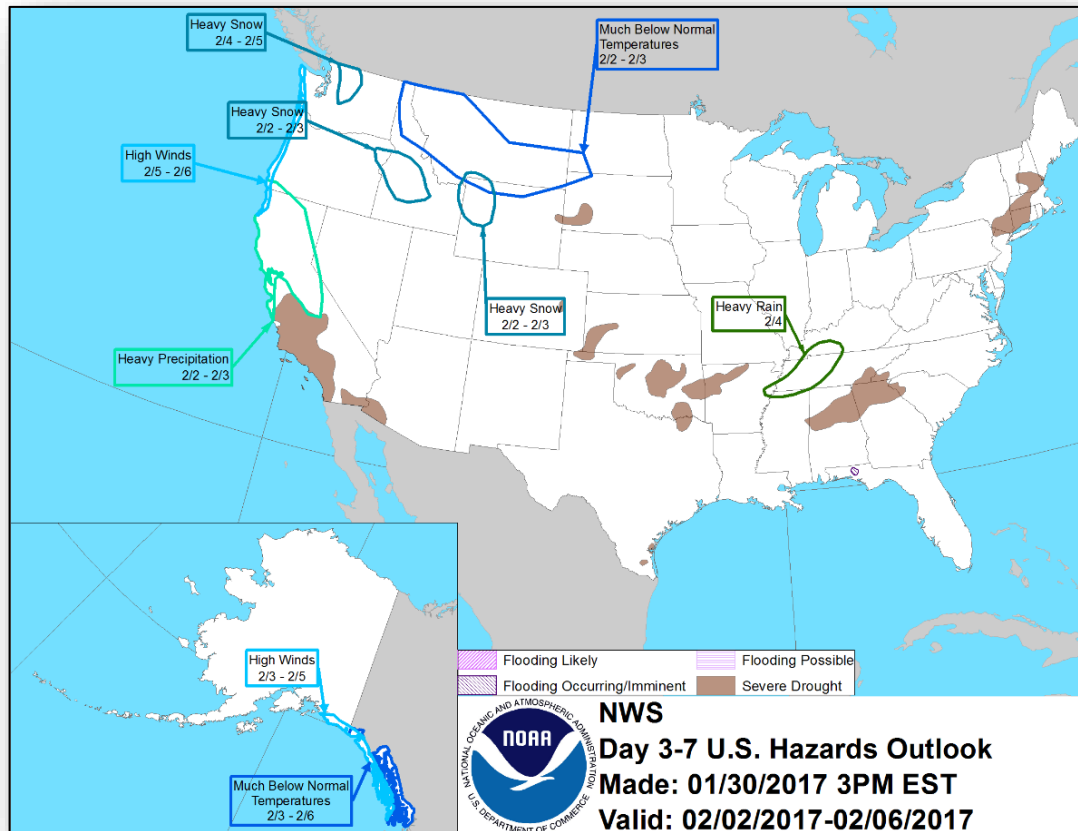
FEMA



Hazards Outlook – Feb 2-6



FEMA





Space Weather



FEMA

	Space Weather Activity	Geomagnetic Storms	Solar Radiation	Radio Blackouts
Past 24 Hours	None	None	None	None
Next 24 Hours	Minor	G1	None	None
For further information on NOAA Space Weather Scales refer to http://www.swpc.noaa.gov/noaa-scales-explanation				



Joint Preliminary Damage Assessments



FEMA

Region	State / Location	Event	IA/PA	Number of Counties		Start – End
				Requested	Completed	
VII	Kansas	Winter Storm January 13-16, 2017	IA	0	0	N/A
			PA	25	6	1/25 – TBD
IX	Nevada*	Winter Storm January 3-12, 2017	IA	0	0	N/A
			PA	5 counties 3 tribes	0	1/30 – TBD
	California**	Winter Storm January 3-12, 2017	IA	0	0	N/A
			PA	31 counties 1 tribe	0	1/26 – TBD

*Washoe, Reno-Sparks, and Pyramid Lake Paiute Tribes

**Hoopa Tribe

Disaster Requests & Declarations



FEMA

Declaration Requests in Process		Requests APPROVED (since last report)	Requests DENIED (since last report)
3	Date Requested	0	0
AK Kivalina Village – DR Severe Storms and Flooding	January 15, 2017		
SD – DR Severe Winter Storm	January 23, 2017		
SD Lake Traverse Reservation, Sisseton-Wahpeton Oyate Tribe – DR Severe Winter Storm	January 25, 2017		

Disaster Amendments

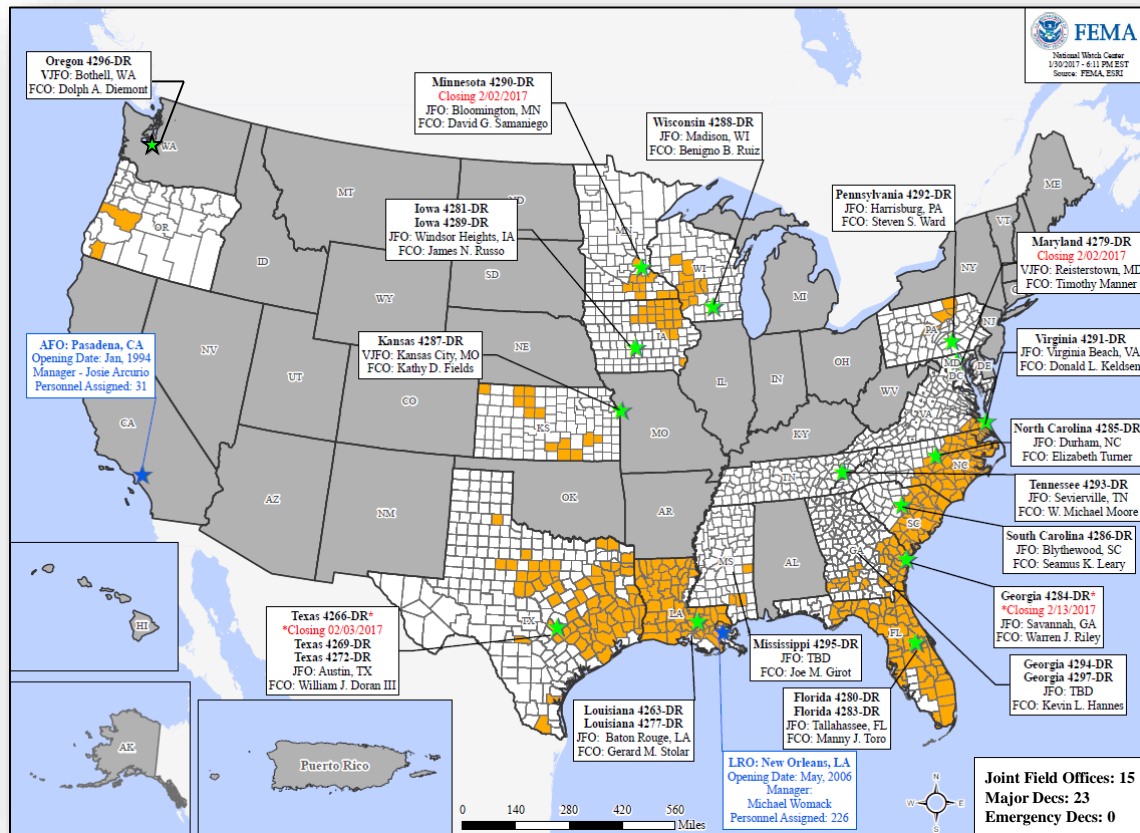


Amendment	Effective Date	Action
Amendment No. 3 to FEMA-4287-DR-KS	January 26, 2017	FCO changed from Christian M. Van Alstyne to Kathy D. Fields

Open Field Offices



FEMA



Readiness – Deployable Teams and Assets



FEMA

Resource	Status	Total	FMC Available		Partially Available	Not Available	Detailed, Deployed, Activated	Comments	Rating Criteria																				
National IMAT		3	1	33%	0	0	2	East-2 to LA (DR-4277) West to GA (DR-4294, DR-4297)	Green: >3 Teams Available Yellow: 1 - 2 Teams Available Red: 0 Teams Available <i>N-IMAT red if 50% of Section Chiefs or Team Leader unavailable for deployment</i>																				
Regional IMAT		13	8	62%	0	1	4	Region III Reconstituting (through Feb 6) Deployed: Region IV-2 to MS (DR-4295) Region V to MN (DR-4290) Region VI-1 to TN (DR-4293) (demobilizing Feb 8) Region X to WA (DR-4296-OR)	Green > 6 Teams Available Yellow: 4 - 6 Teams Available Red: 0 - 4 Teams Available <i>R-IMAT also red if TL or Ops / Log Chief is unavailable & has no qualified replacement</i>																				
FCO		37	5	14%	0	5	27		OCD Readiness <table><tr><th>FCO</th><th>Green</th><th>Yellow</th><th>Red</th></tr><tr><td>Type 1</td><td>3+</td><td>2</td><td>1</td></tr><tr><td>Type 2</td><td>4+</td><td>3</td><td>2</td></tr><tr><td>Type 3</td><td>4+</td><td>3</td><td>2</td></tr><tr><td>FDRC</td><td>3</td><td>2</td><td>1</td></tr></table>	FCO	Green	Yellow	Red	Type 1	3+	2	1	Type 2	4+	3	2	Type 3	4+	3	2	FDRC	3	2	1
FCO	Green	Yellow	Red																										
Type 1	3+	2	1																										
Type 2	4+	3	2																										
Type 3	4+	3	2																										
FDRC	3	2	1																										
FDRC		11	3	27%	0	2	6																						
US&R		28	28	100%	0	0	0		Green: >66% Available Yellow: 33% - 66% Available Red: <33% Available																				
MERS		36	27	75%	0	6	3	Assets are supporting: MS (DR-4295) GA (DR-4294, DR-4297)	Green: >66% Available Yellow: 33% - 66% Available Red: <33% Available																				

MERS Availability Summary



FEMA

as of 1/31/2017			
Legend	> 66%	< 66% & > 33%	< 33%
	Personnel Availability	Pacing Item Availability	Teams Deployed
Bothell MERS	98%	91%	0
Denton MERS	93%	58%	0
Denver MERS	93%	100%	0
Frederick MERS	100%	94%	0
Maynard MERS	93%	70%	0
Thomasville MERS	98%	67%	3
Disaster Emergency Communications Division			
Overall MERS Availability	96%	80%	92%

Readiness – National and Regional Teams



FEMA

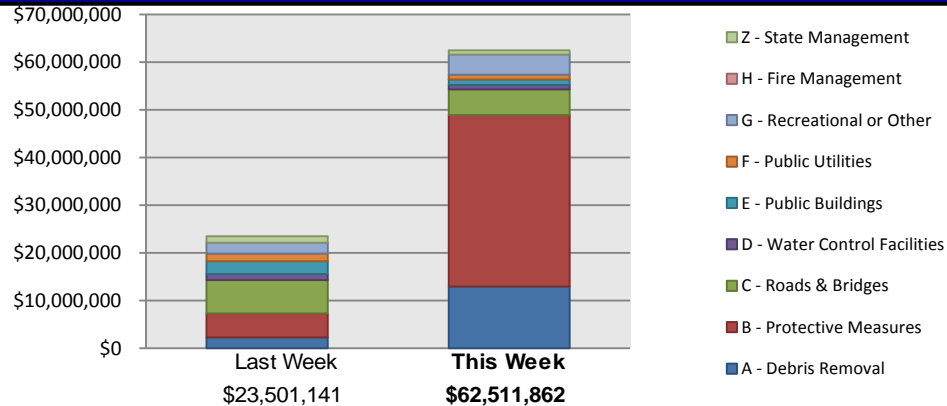
Resource	Status	Total	FMC Available		Partially Available	Not Available	Status	Comments	Rating Criteria
NWC		5	5	100%	0	0	Not Activated		<ul style="list-style-type: none"> • Green = FMC • Yellow = PMC • Red = NMC
NRCC		2	2	100%	0	0	Not Activated		
HLT		1	1	100%	0	0	Not Activated		
RRCCs		10	10	100%	0	0	Not Activated		
RWCs/MOCs		10	10	100%	0	0	Not Activated		

Public Assistance Grant Program



PA Project Worksheets Obligated in past week, as of 01/30/17 at 1500 EDT										
PA Category	Emergency Work		Permanent Work							Total
	A - Debris Removal	B - Protective Measures	C - Roads & Bridges	D - Water Control Facilities	E - Public Buildings	F - Public Utilities	G - Recreational or Other	H - Fire Management	Z - State Management	
Number Of PWs Obligated	30	87	88	7	28	23	21	0	17	301
Federal Share Obligated	\$12,944,879	\$36,013,959	\$5,335,086	\$980,945	\$1,103,888	\$1,040,490	\$4,228,941	0	\$863,674	\$62,511,862

Public Assistance Obligated per Category
In the Past 2 Weeks – 01/16/2017 through 01/30/2017



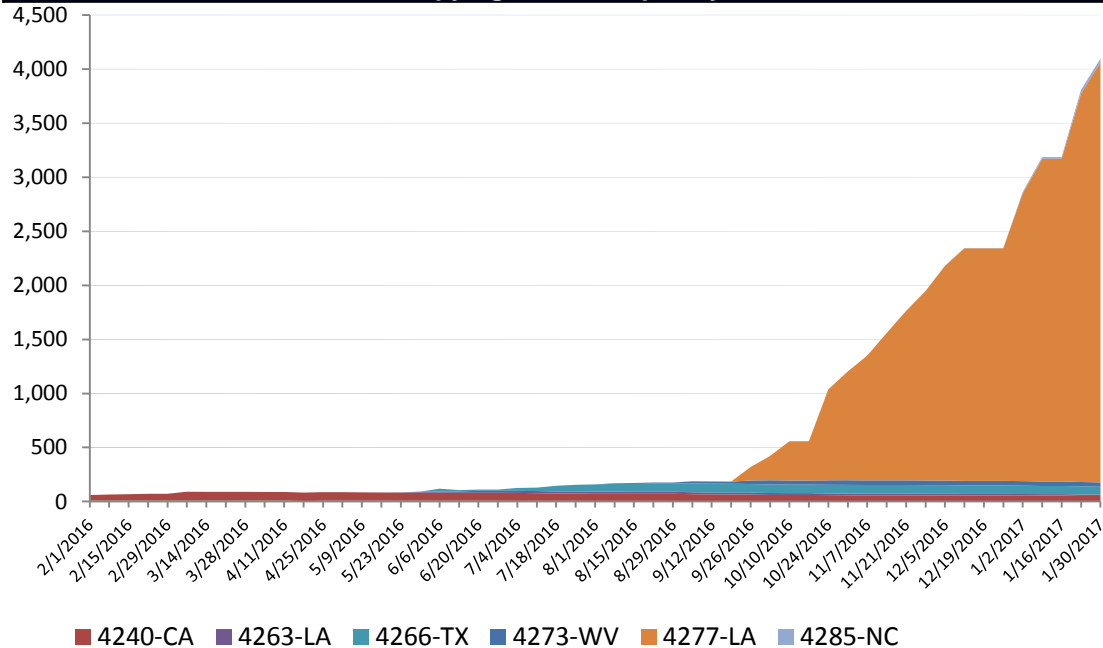
PA Highlights

- None

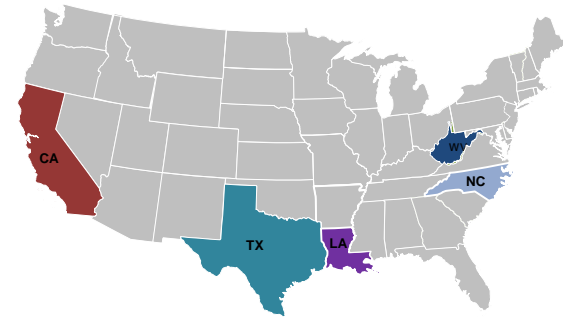
Direct Housing



Total Households in FEMA Direct Housing per State
Past Year per Week, 2/01/2016 – 1/30/2017, There are currently **4,099** Households
Occupying **4,099** Temporary Units



DR	IA Declaration Date	Program End Date	Current # of Households in Direct Housing (Weekly Change)
4240-CA	9/22/2015	3/22/2017	52 ()
4263-LA	3/13/2016	9/13/2017	14 ()
4266-TX	3/19/2016	9/19/2017	71 (-4)
4273-WV	6/25/2016	12/26/2017	40 (-2)
4277-LA	8/14/2016	2/14/2018	3887 (+293)
4285-NC	10/10/2016	4/10/2018	35(+2)



States with Currently Occupied Units

NPSC Activity



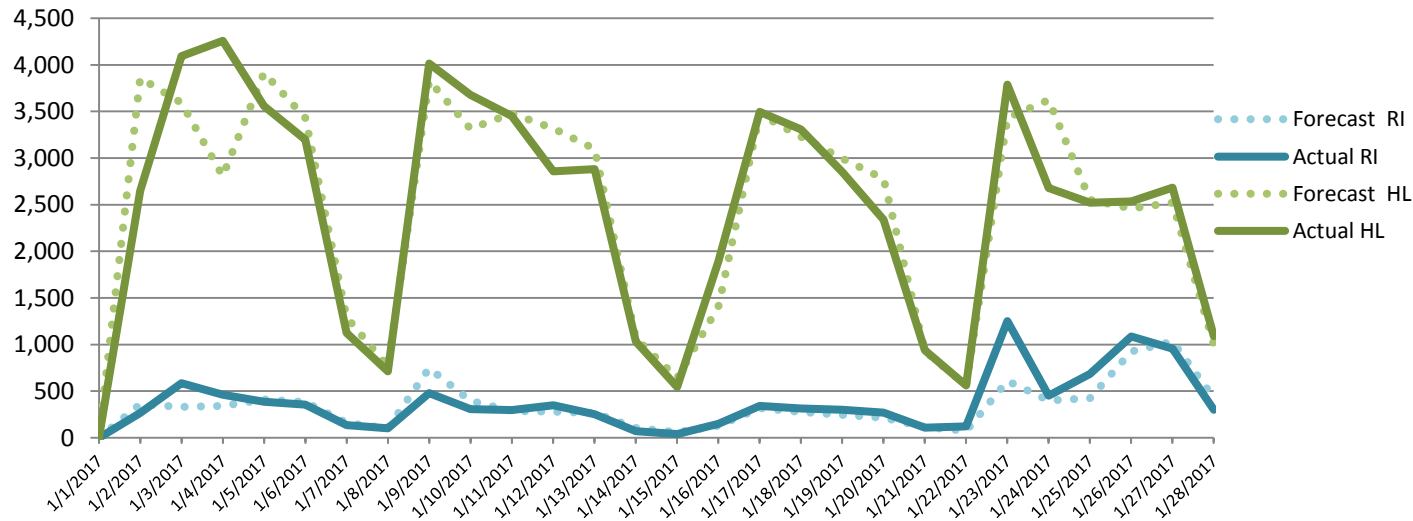
NPSC Call Activity in the Past Week

1/22/2017 through 1/28/2017

Call Type	Projected Calls	Actual Calls	Average Speed of Answer	Maximum Delay Time
Registration Intake:	3,891	4,850	:16	10:01
Helpline:	16,144	15,862	:12	7:34
Combined:	20,035	20,712	:13	10:01

NPSC Call Forecasting and Actual Calls Over the Past 4 Weeks

01/01/2017 through 01/28/2017



6 Disasters with a
Currently Open
Registration
Period

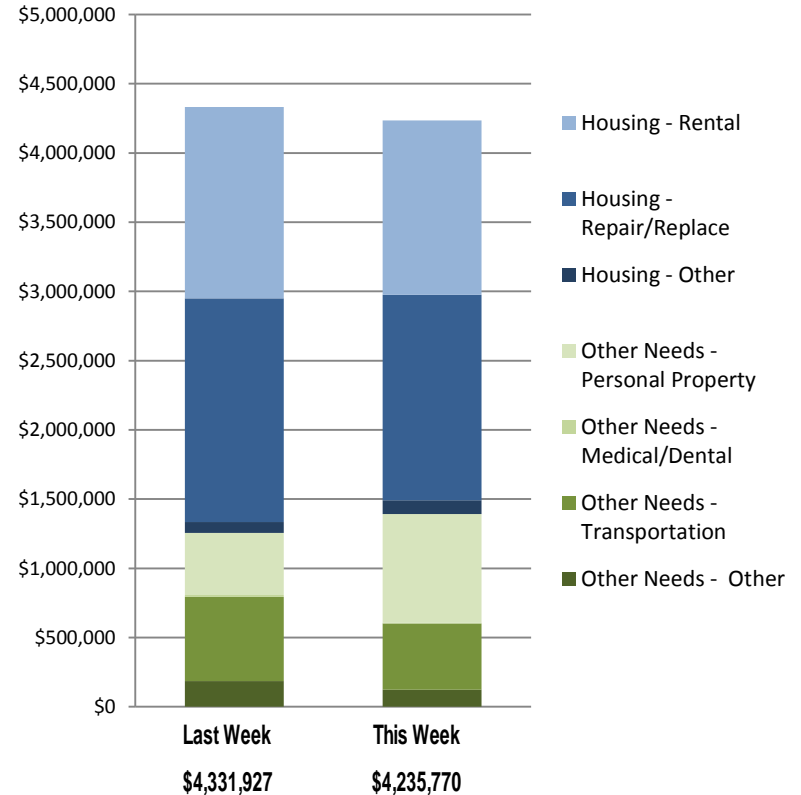
Individual Assistance Activity



FEMA

		Individuals and Households Program Activity As Of: 1/30/17			
		In Past 7 Days		Cumulative	
		Applicants Approved	Amount Approved	Applicants Approved	Amount Approved
Open Registration Period	4285-NC Declared 10-10-2016 End Of Reg Period 01-23-2017				
	Housing Assistance	281	\$648,915.61	18,885	\$63,234,560.07
	Other Needs Assistance	124	\$341,103.99	17,751	\$27,933,436.33
	Total IHP	\$990,019.60		\$91,167,996.40	
	Average IHP			\$3,190	
	Total Max Grants			149	
	4290-MN Declared 11-02-2016 End Of Reg Period 01-30-2017				
	Housing Assistance	44	\$138,817.73	568	\$2,169,699.88
	Other Needs Assistance	8	\$8,921.23	192	\$166,941.74
	Total IHP	\$147,738.96		\$2,336,641.62	
	Average IHP			\$3,818	
	Total Max Grants			0	
	4293-TN Declared 12-15-2016 End Of Reg Period 02-13-2017				
	Housing Assistance	27	\$40,023.15	368	\$1,401,497.29
	Other Needs Assistance	32	\$168,720.08	248	\$1,399,576.64
	Total IHP	\$208,743.23		\$2,801,073.93	
	Average IHP			\$7,182	
	Total Max Grants			28	
	4294-GA Declared 01-25-2017 End Of Reg Period 03-27-2017				
	Housing Assistance	69	\$120,111.29	69	\$120,111.29
	Other Needs Assistance	34	\$32,046.62	34	\$32,046.62
	Total IHP	\$152,157.91		\$152,157.91	
	Average IHP			\$1,769	
	Total Max Grants			0	
	4295-MS Declared 01-25-2017 End Of Reg Period 03-27-2017				
	Housing Assistance	107	\$373,201.77	107	\$373,201.77
	Other Needs Assistance	66	\$154,334.85	66	\$154,334.85
	Total IHP	\$527,536.62		\$527,536.62	
Average IHP			\$4,433		
Total Max Grants			1		
4297-GA Declared 01-26-2017 End Of Reg Period 03-27-2017					
Housing Assistance	64	\$144,833.93	64	\$144,833.93	
Other Needs Assistance	36	\$110,062.36	36	\$110,062.36	
Total IHP	\$254,896.29		\$254,896.29		
Average IHP			\$3,748		
Total Max Grants			0		
Other IHP Active	14 Declarations IHP Programatically Open - Closed Registration *				
	Housing Assistance	409	\$1,378,590.25		
	Other Needs Assistance	196	\$576,087.07		
	Total IHP	\$1,954,677.32			
Total IHP Approved in Past Week		\$4,235,769.93			

IHP Approved per Category in the Past 2 Weeks – 1/16/2017 through 1/30/2017





FEMA

FEMA's mission is to support our citizens and first responders to ensure that as a nation we work together to build, sustain, and improve our capability to prepare for, protect against, respond to, recover from, and mitigate all hazards.