

The Disaster Center is dedicated to the idea that disaster mitigation is cost effective and individuals pursuing their own interest are the greatest potential force for disaster reduction.

Please consider making a small donation to the Disaster Center



When disaster mitigation is cost effective, we are on the road to bringing disasters to an end.



# **FEMA**

## **Daily Operations Briefing**

**Wednesday, February 1, 2017**

**8:30 a.m. EST**

# Significant Activity – Jan 31- Feb 1



FEMA

**Significant Events:** None

**Significant Weather:**

- Heavy snow possible – Northern/Central Plains, Great Lakes, and Northeast
- Space Weather – past 24 hours – Minor, G1 Geomagnetic Storms; next 24 hours – Minor, G1 Geomagnetic Storms

**Tropical Activity Western Pacific:** No activity affecting U.S. interests

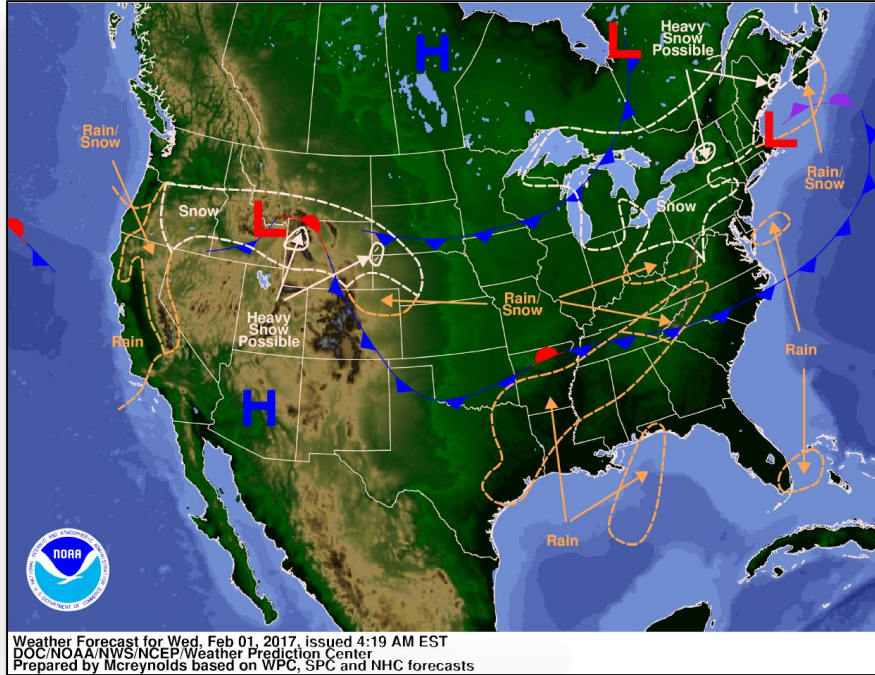
**Earthquake Activity:** No significant activity

**Declaration Activity:** None

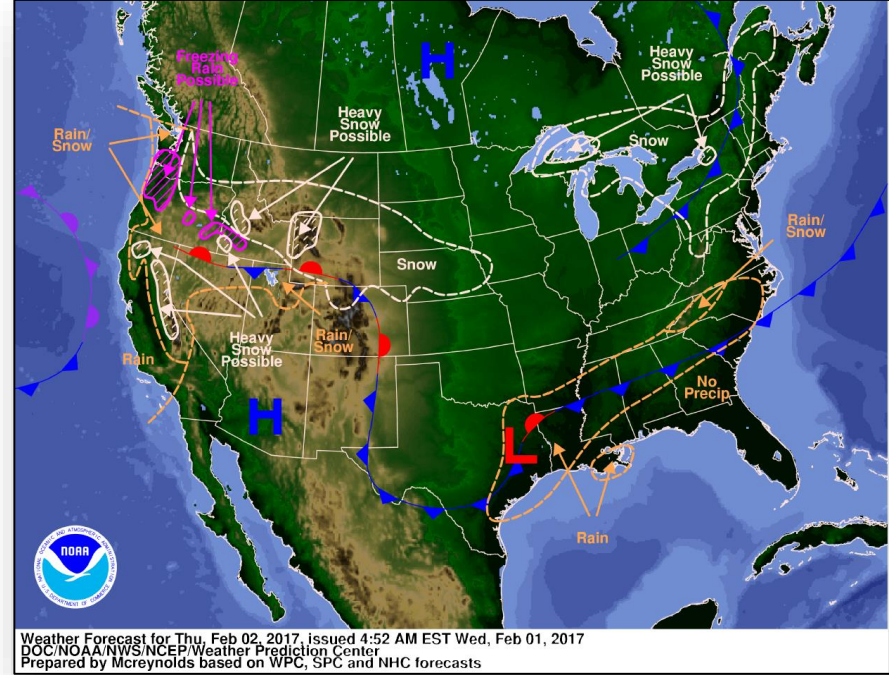
# National Weather Forecast



FEMA



*Today*

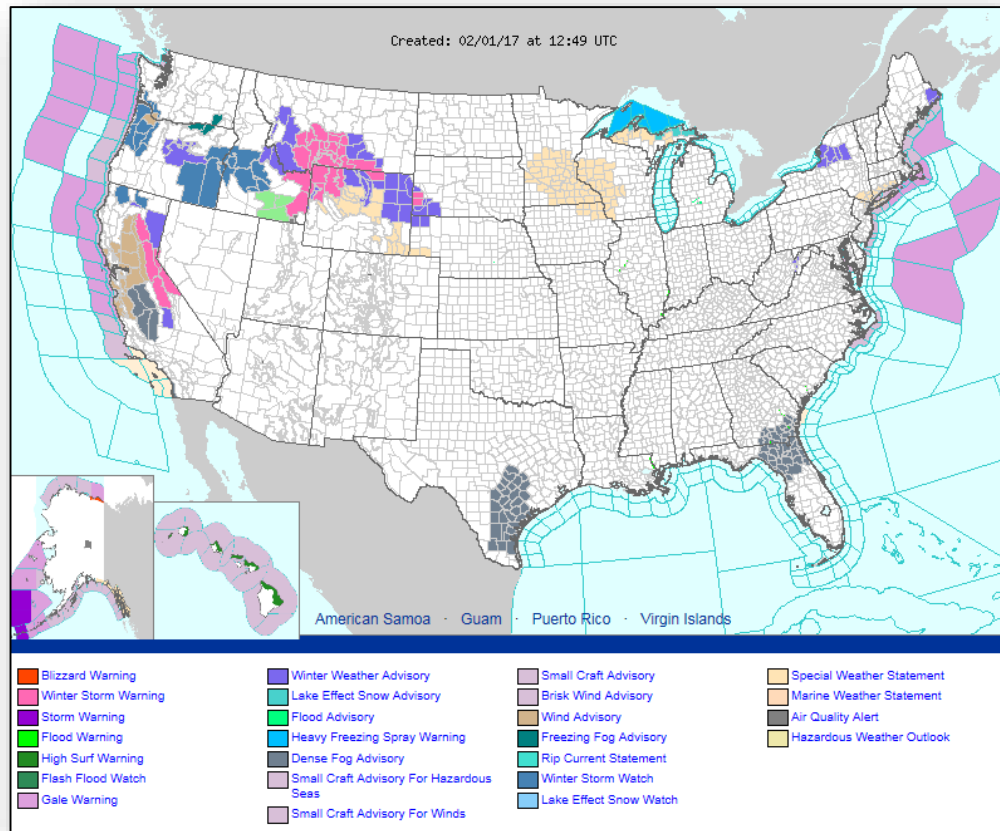


*Tomorrow*

# Active Watches and Warnings



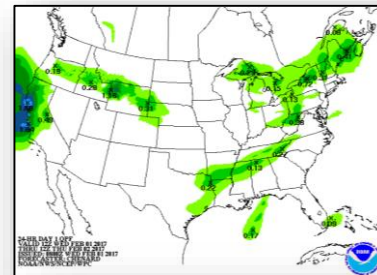
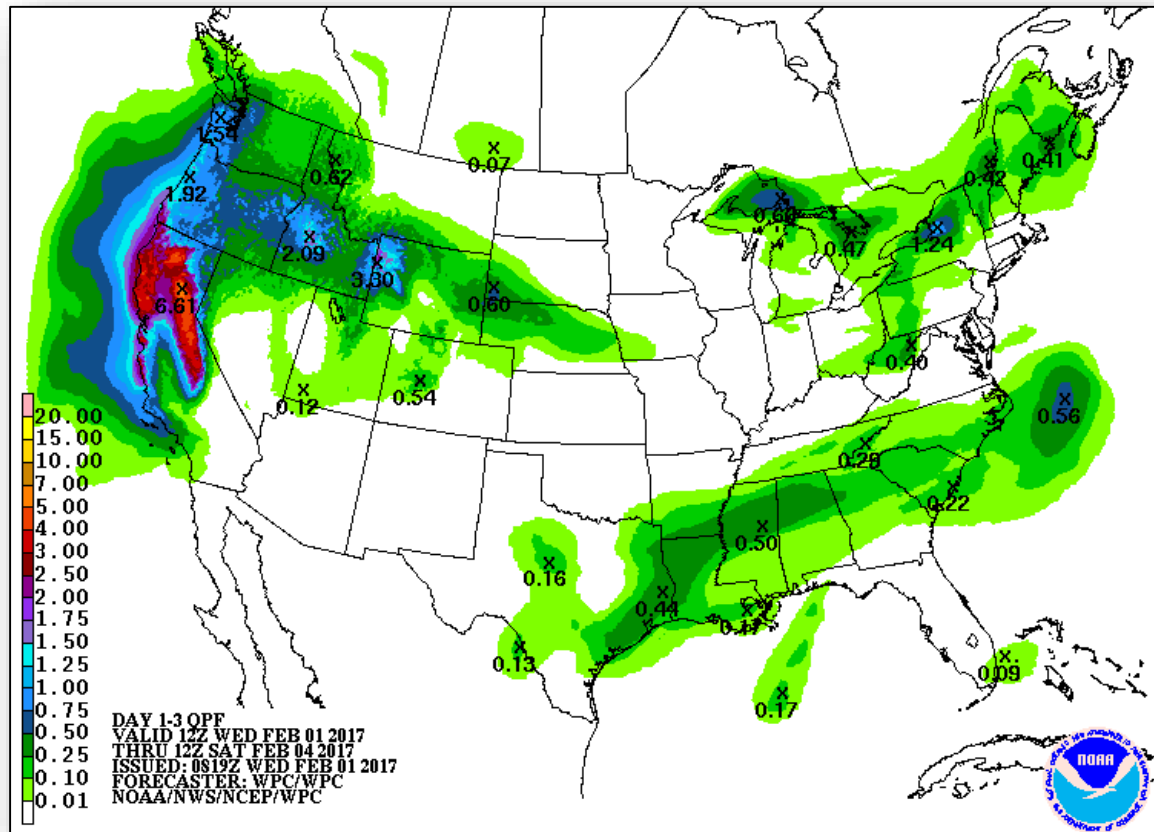
FEMA



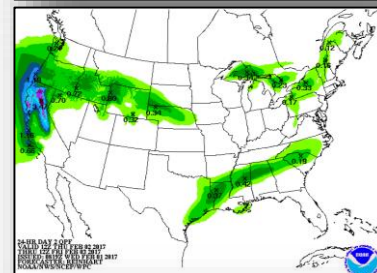
# Precipitation Forecast – Days 1-3



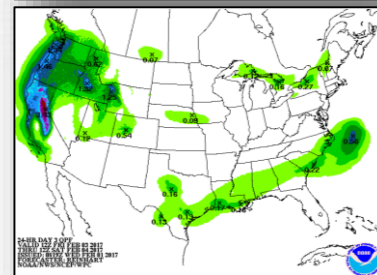
FEMA



Day 1



Day 2



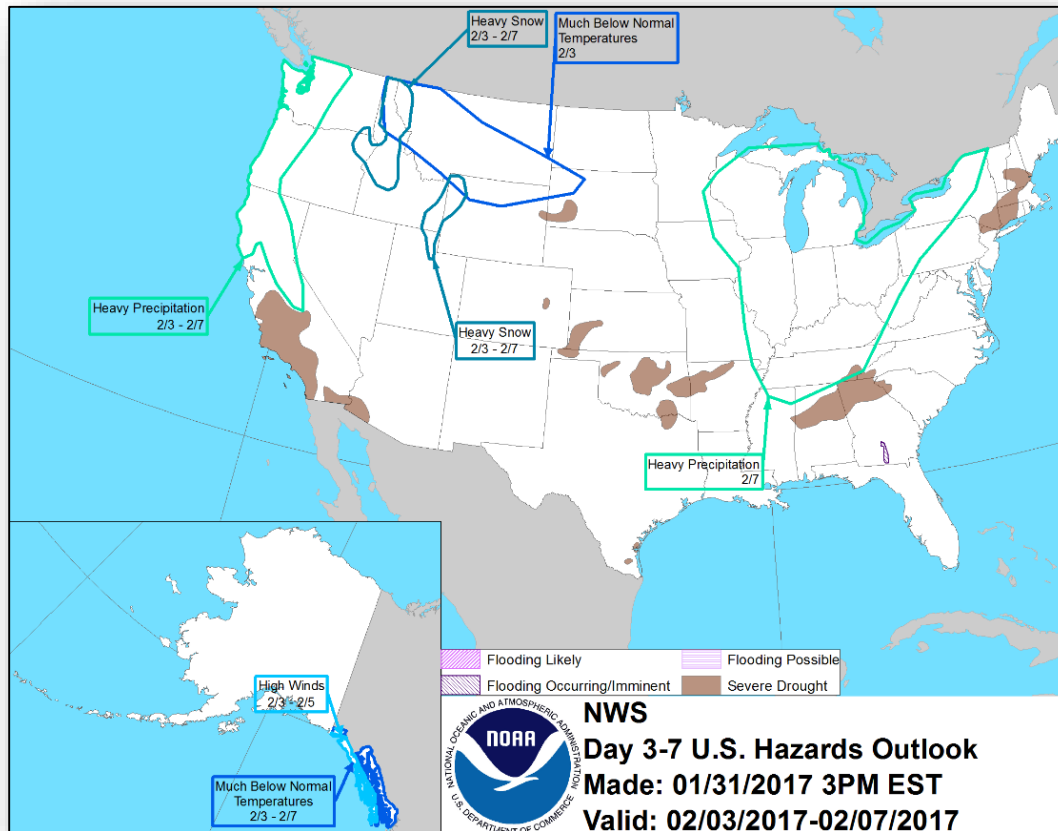
Day 3



# Hazards Outlook – Feb 3-7



FEMA



# Space Weather Summary/Outlook


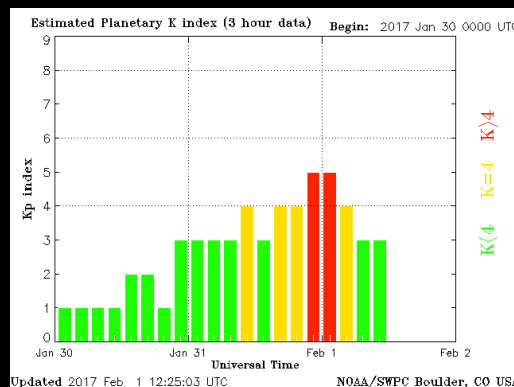
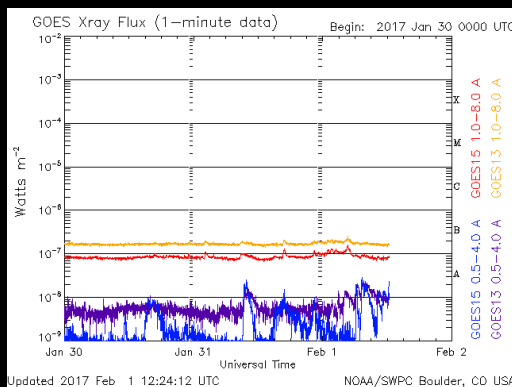


FEMA

| Space Weather Summary<br>February 1 <sup>st</sup> , 2017 | Past 48<br>Hours | Current | Forecast:<br>Feb. 2 <sup>nd</sup> (UTC) |
|----------------------------------------------------------|------------------|---------|-----------------------------------------|
| Solar Flare (R Scale)<br>Radio Blackout                  | None             | None    | R1-R2: 1%<br>R3-R5: 1%                  |
| Solar Radiation Storms (S Scale)                         | None             | None    | S1 or > 1%                              |
| Geomagnetic Storms (G Scale)                             | G1-Minor         | None    | None                                    |

## Summary of Recent Activity/Outlook:

- Quiet across the R and S scales. Activity expected to remain so in the near term.
- G1-minor geomagnetic storms possible Feb 1<sup>st</sup>. Enhanced conditions throughout the day.
- Regions currently on the disk are relatively small, simple, and inactive.
- Risk of severe or extreme activity is very, very low at this time.



Garry Patterson  
SWPC  
February 1<sup>st</sup>, 2017



# Joint Preliminary Damage Assessments



FEMA

| Region | State / Location | Event                               | IA/PA | Number of Counties     |           | Start – End |
|--------|------------------|-------------------------------------|-------|------------------------|-----------|-------------|
|        |                  |                                     |       | Requested              | Completed |             |
| VII    | Kansas           | Winter Storm<br>January 13-16, 2017 | IA    | 0                      | 0         | N/A         |
|        |                  |                                     | PA    | 25                     | 16        | 1/25 – TBD  |
| IX     | Nevada*          | Winter Storm<br>January 3-12, 2017  | IA    | 0                      | 0         | N/A         |
|        |                  |                                     | PA    | 5 counties<br>3 tribes | 0         | 1/30 – TBD  |
|        | California**     | Winter Storm<br>January 3-12, 2017  | IA    | 0                      | 0         | N/A         |
|        |                  |                                     | PA    | 31 counties<br>1 tribe | 0         | 1/26 – TBD  |

\*Washoe, Reno-Sparks, and Pyramid Lake Paiute Tribes

\*\*Hoopa Tribe

# Disaster Requests & Declarations



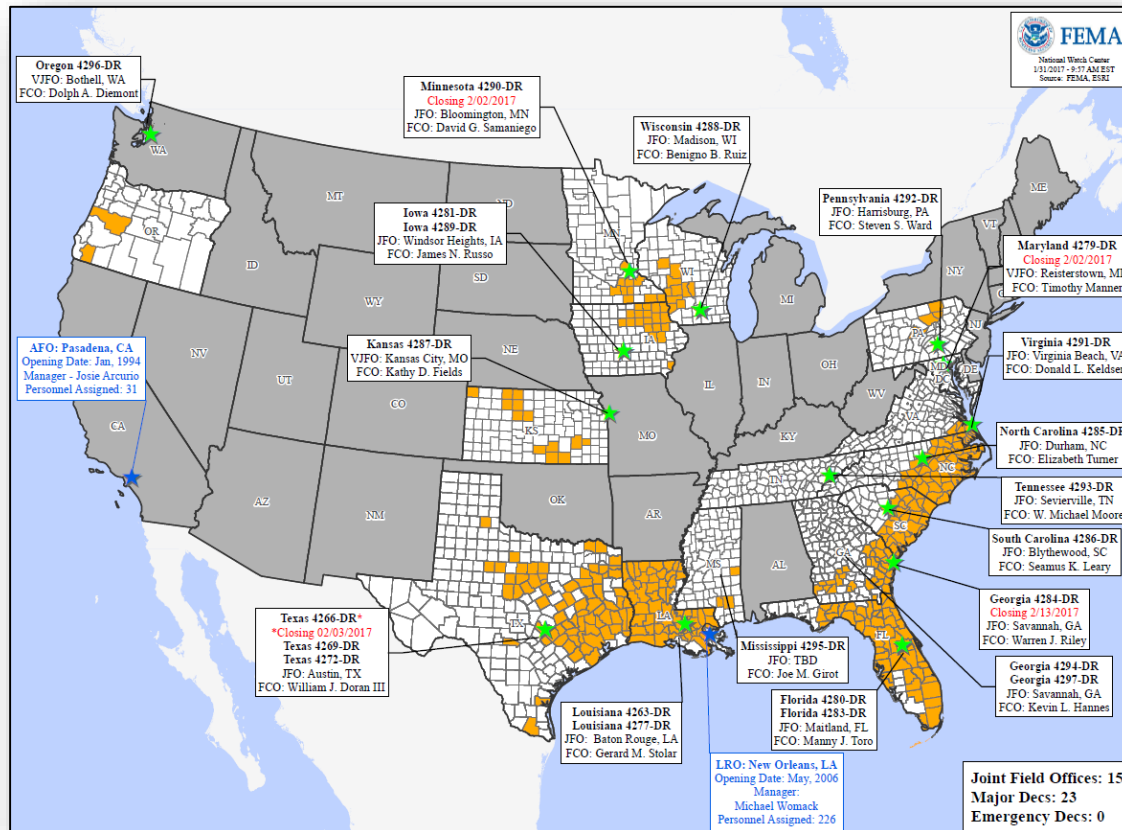
**FEMA**

| Declaration Requests in Process                                                         |                  | Requests APPROVED<br>(since last report) | Requests DENIED<br>(since last report) |
|-----------------------------------------------------------------------------------------|------------------|------------------------------------------|----------------------------------------|
| 3                                                                                       | Date Requested   | 0                                        | 0                                      |
| AK Kivalina Village – DR Severe Storms and Flooding                                     | January 15, 2017 |                                          |                                        |
| SD – DR Severe Winter Storm                                                             | January 23, 2017 |                                          |                                        |
| SD Lake Traverse Reservation, Sisseton-Wahpeton Oyate Tribe –<br>DR Severe Winter Storm | January 25, 2017 |                                          |                                        |

# Open Field Offices



FEMA



# Readiness – Deployable Teams and Assets



FEMA

| Resource        | Force Strength | Available |     | Deployed | Other | Cadres with less than 25% availability |
|-----------------|----------------|-----------|-----|----------|-------|----------------------------------------|
| Total Workforce | 10,096         | 5,129     | 50% | 3,712    | 1,255 | None                                   |

| Resource      | Status | Total  | FMC Available |      | Partially Available | Not Available | Detailed, Deployed, Activated | Comments                                                                                                                                                                                                           | Rating Criteria                                                                                                                                                                                                                                                                                                         |     |       |        |     |        |    |   |   |        |    |   |   |        |    |   |   |      |   |   |   |
|---------------|--------|--------|---------------|------|---------------------|---------------|-------------------------------|--------------------------------------------------------------------------------------------------------------------------------------------------------------------------------------------------------------------|-------------------------------------------------------------------------------------------------------------------------------------------------------------------------------------------------------------------------------------------------------------------------------------------------------------------------|-----|-------|--------|-----|--------|----|---|---|--------|----|---|---|--------|----|---|---|------|---|---|---|
| National IMAT |        | 3      | 1             | 33%  | 0                   | 0             | 2                             | East-2 to LA (DR-4277)<br>West to GA (DR-4294, DR-4297)                                                                                                                                                            | Green: >3 Teams Available<br>Yellow: 1 - 2 Teams Available<br>Red: 0 Teams Available<br><br><i>N-IMAT red if 50% of Section Chiefs or Team Leader unavailable for deployment</i>                                                                                                                                        |     |       |        |     |        |    |   |   |        |    |   |   |        |    |   |   |      |   |   |   |
| Regional IMAT |        | 13     | 8             | 62%  | 0                   | 1             | 4                             | Region III Reconstituting (through Feb 6)<br><b><u>Deployed:</u></b><br>Region IV-2 to MS (DR-4295)<br>Region V to MN (DR-4290)<br>Region VI-1 to TN (DR-4293) (demobilizing Feb 8)<br>Region X to WA (DR-4296-OR) | Green > 6 Teams Available<br>Yellow: 4 - 6 Teams Available<br>Red: 0 - 4 Teams Available<br><br><i>R-IMAT also red if TL or Ops / Log Chief is unavailable &amp; has no qualified replacement</i>                                                                                                                       |     |       |        |     |        |    |   |   |        |    |   |   |        |    |   |   |      |   |   |   |
| FCO           |        | 37     | 5             | 14%  | 0                   | 5             | 27                            |                                                                                                                                                                                                                    | OCD Readiness<br><table><tr><td>FCO</td><td>Green</td><td>Yellow</td><td>Red</td></tr><tr><td>Type 1</td><td>3+</td><td>2</td><td>1</td></tr><tr><td>Type 2</td><td>4+</td><td>3</td><td>2</td></tr><tr><td>Type 3</td><td>4+</td><td>3</td><td>2</td></tr><tr><td>FDRC</td><td>3</td><td>2</td><td>1</td></tr></table> | FCO | Green | Yellow | Red | Type 1 | 3+ | 2 | 1 | Type 2 | 4+ | 3 | 2 | Type 3 | 4+ | 3 | 2 | FDRC | 3 | 2 | 1 |
| FCO           | Green  | Yellow | Red           |      |                     |               |                               |                                                                                                                                                                                                                    |                                                                                                                                                                                                                                                                                                                         |     |       |        |     |        |    |   |   |        |    |   |   |        |    |   |   |      |   |   |   |
| Type 1        | 3+     | 2      | 1             |      |                     |               |                               |                                                                                                                                                                                                                    |                                                                                                                                                                                                                                                                                                                         |     |       |        |     |        |    |   |   |        |    |   |   |        |    |   |   |      |   |   |   |
| Type 2        | 4+     | 3      | 2             |      |                     |               |                               |                                                                                                                                                                                                                    |                                                                                                                                                                                                                                                                                                                         |     |       |        |     |        |    |   |   |        |    |   |   |        |    |   |   |      |   |   |   |
| Type 3        | 4+     | 3      | 2             |      |                     |               |                               |                                                                                                                                                                                                                    |                                                                                                                                                                                                                                                                                                                         |     |       |        |     |        |    |   |   |        |    |   |   |        |    |   |   |      |   |   |   |
| FDRC          | 3      | 2      | 1             |      |                     |               |                               |                                                                                                                                                                                                                    |                                                                                                                                                                                                                                                                                                                         |     |       |        |     |        |    |   |   |        |    |   |   |        |    |   |   |      |   |   |   |
| FDRC          |        | 11     | 3             | 27%  | 0                   | 2             | 6                             |                                                                                                                                                                                                                    |                                                                                                                                                                                                                                                                                                                         |     |       |        |     |        |    |   |   |        |    |   |   |        |    |   |   |      |   |   |   |
| US&R          |        | 28     | 28            | 100% | 0                   | 0             | 0                             |                                                                                                                                                                                                                    | Green: >66% Available<br>Yellow: 33% - 66% Available<br>Red: <33% Available                                                                                                                                                                                                                                             |     |       |        |     |        |    |   |   |        |    |   |   |        |    |   |   |      |   |   |   |
| MERS          |        | 36     | 27            | 75%  | 0                   | 6             | 3                             | <b><u>Assets are supporting:</u></b><br>MS (DR-4295)<br>GA (DR-4294, DR-4297)                                                                                                                                      | Green: >66% Available<br>Yellow: 33% - 66% Available<br>Red: <33% Available                                                                                                                                                                                                                                             |     |       |        |     |        |    |   |   |        |    |   |   |        |    |   |   |      |   |   |   |

# Readiness – National and Regional Teams



FEMA

| Resource  | Status | Total | FMC Available |      | Partially Available | Not Available | Status        | Comments | Rating Criteria                                                                                          |
|-----------|--------|-------|---------------|------|---------------------|---------------|---------------|----------|----------------------------------------------------------------------------------------------------------|
| NWC       |        | 5     | 5             | 100% | 0                   | 0             | Not Activated |          | <ul style="list-style-type: none"><li>• Green = FMC</li><li>• Yellow = PMC</li><li>• Red = NMC</li></ul> |
| NRCC      |        | 2     | 2             | 100% | 0                   | 0             | Not Activated |          |                                                                                                          |
| HLT       |        | 1     | 1             | 100% | 0                   | 0             | Not Activated |          |                                                                                                          |
| RRCCs     |        | 10    | 10            | 100% | 0                   | 0             | Not Activated |          |                                                                                                          |
| RWCs/MOCs |        | 10    | 10            | 100% | 0                   | 0             | Not Activated |          |                                                                                                          |



# FEMA

**FEMA's mission is to support our citizens and first responders to ensure that as a nation we work together to build, sustain, and improve our capability to prepare for, protect against, respond to, recover from, and mitigate all hazards.**