

The Disaster Center is dedicated to the idea that disaster mitigation is cost effective and individuals pursuing their own interest are the greatest potential force for disaster reduction.

Please consider making a small donation to the Disaster Center



When disaster mitigation is cost effective, we are on the road to bringing disasters to an end.



FEMA

Daily Operations Briefing

Sunday, February 5, 2017

8:30 a.m. EST

Significant Activity – Feb 4-5



FEMA

Significant Events: None

Significant Weather:

- Freezing Rain – Pacific Northwest and Northern Intermountain
- Heavy Snow – Pacific Northwest and CA to the Rockies
- Snow – Pacific Northwest to Northern Plains; Great Lakes to Northeast
- Rain and Snow – Pacific Northwest to Central Great Basin and Central Rockies; Great Lakes to Central Appalachians
- Rain and Thunderstorms – Southern Plains to Southeast

Space Weather: Past 24 hours: none; next 24 hours: none

Tropical Activity: No activity affecting U.S. interests

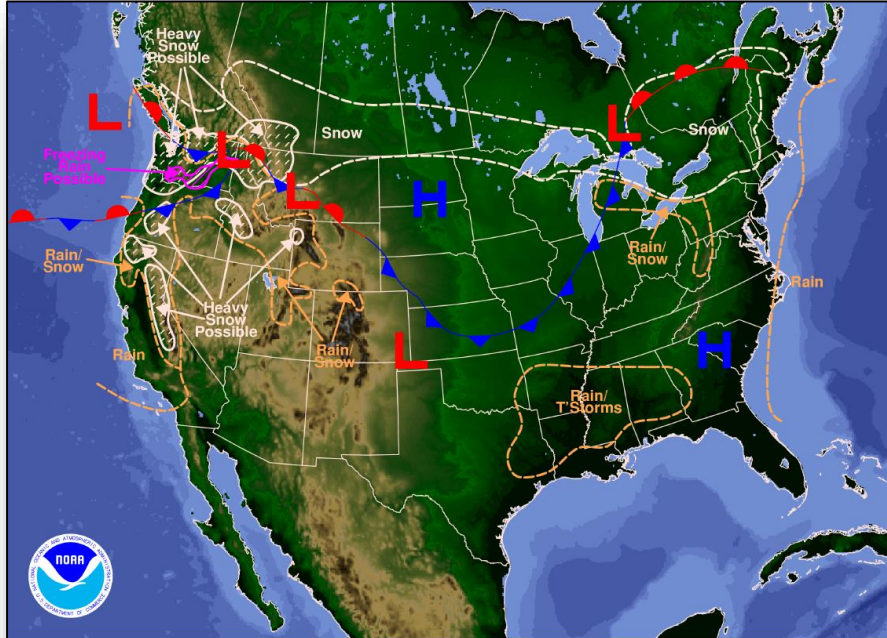
Earthquake Activity: No significant activity

Declaration Activity: None

National Weather Forecast

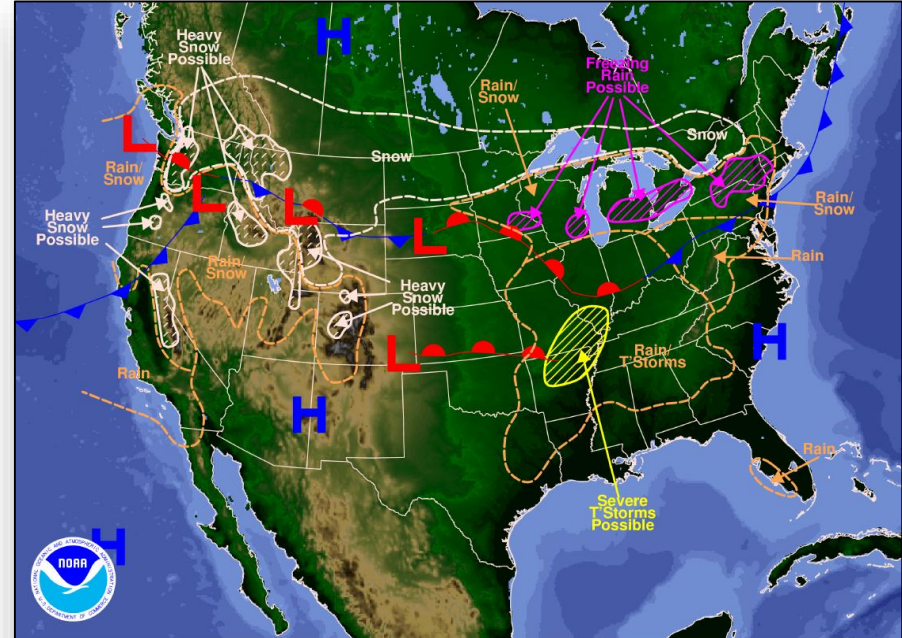


FEMA



Weather Forecast for Sun, Feb 05, 2017, issued 4:03 AM EST
DOC/NOAA/NWS/NCEP Weather Prediction Center
Prepared by Tate based on WPC, SPC and NHC forecasts

Today



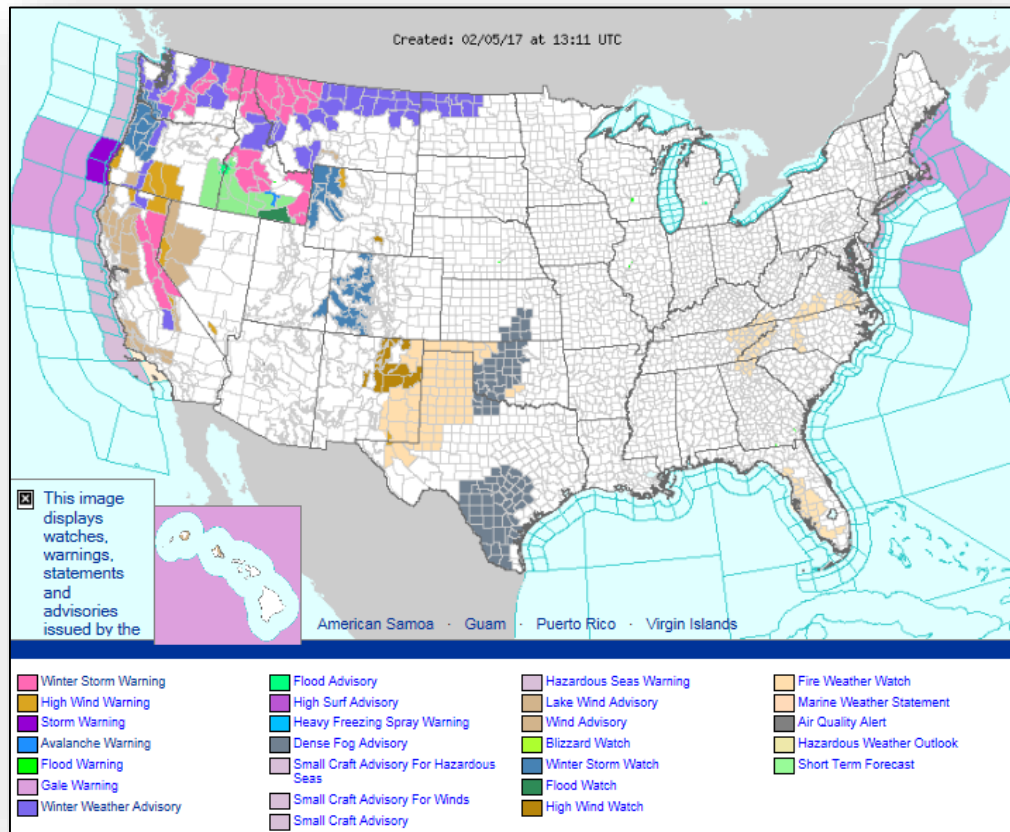
Weather Forecast for Mon, Feb 06, 2017, issued 4:06 AM EST Sun, Feb 05, 2017
DOC/NOAA/NWS/NCEP Weather Prediction Center
Prepared by Tate based on WPC, SPC and NHC forecasts

Tomorrow

Active Watches and Warnings



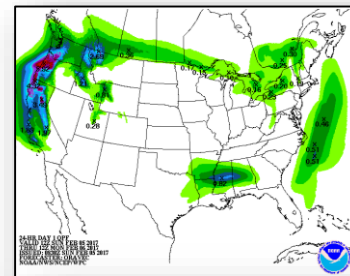
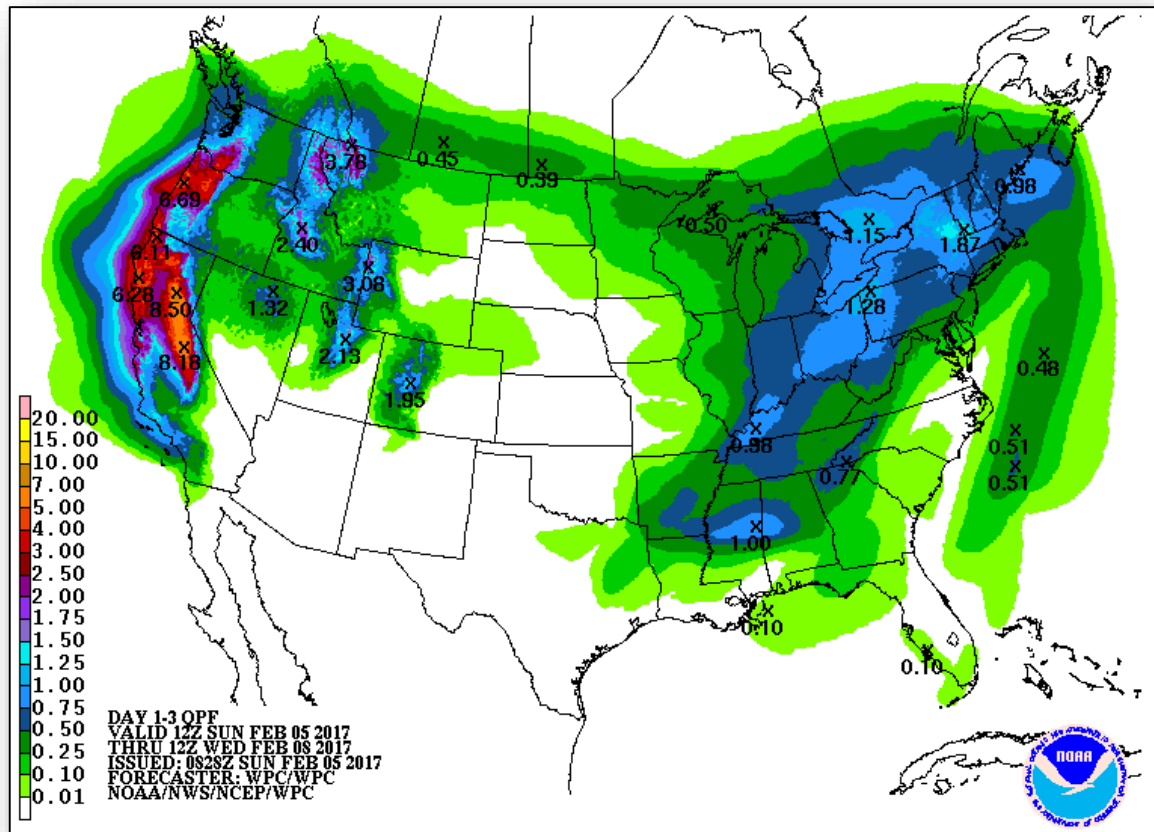
FEMA



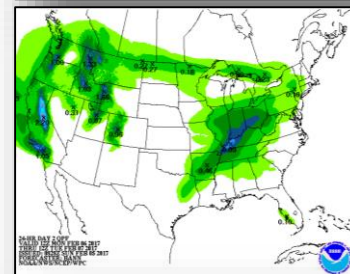
Precipitation Forecast – Days 1-3



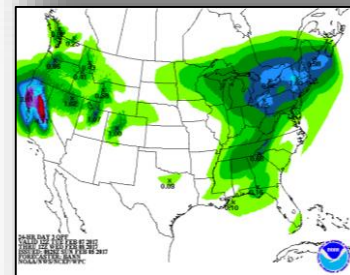
FEMA



Day 1

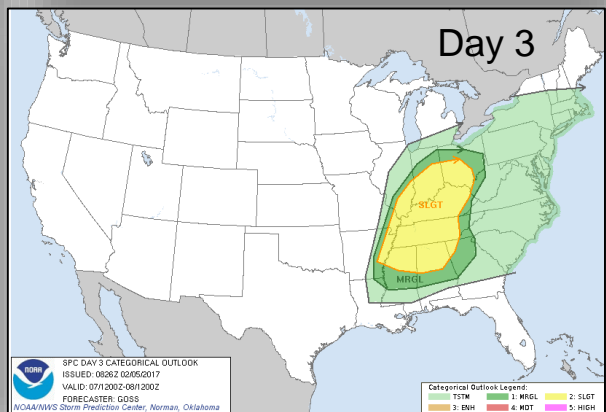
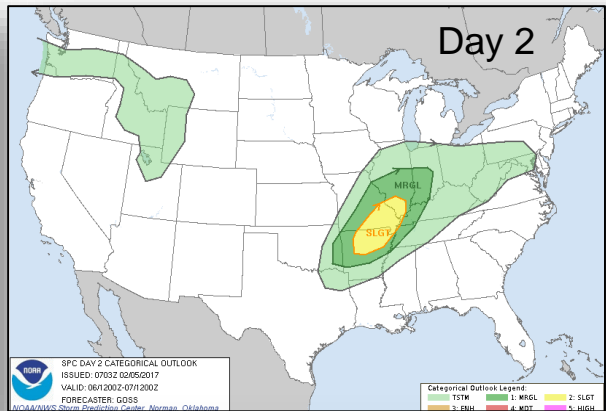
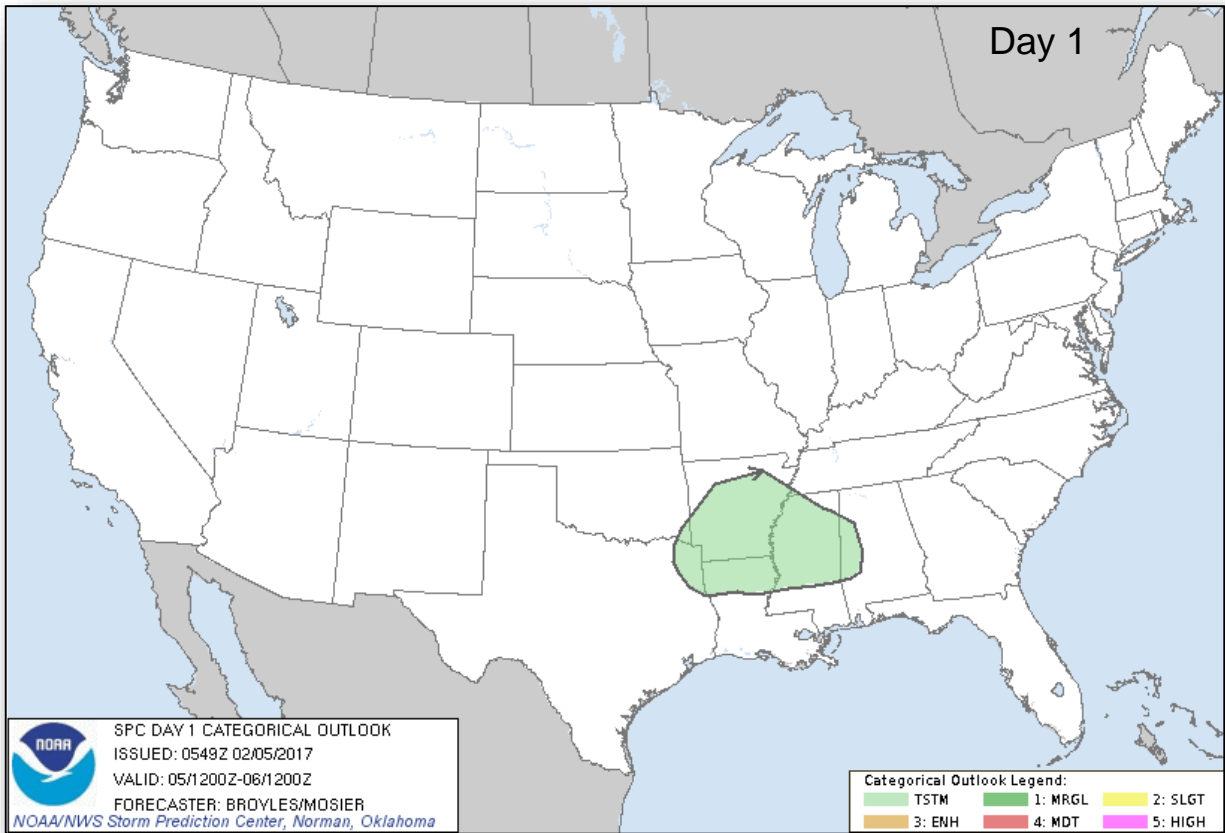


Day 2



Day 3

Severe Weather Outlook – Days 1-3

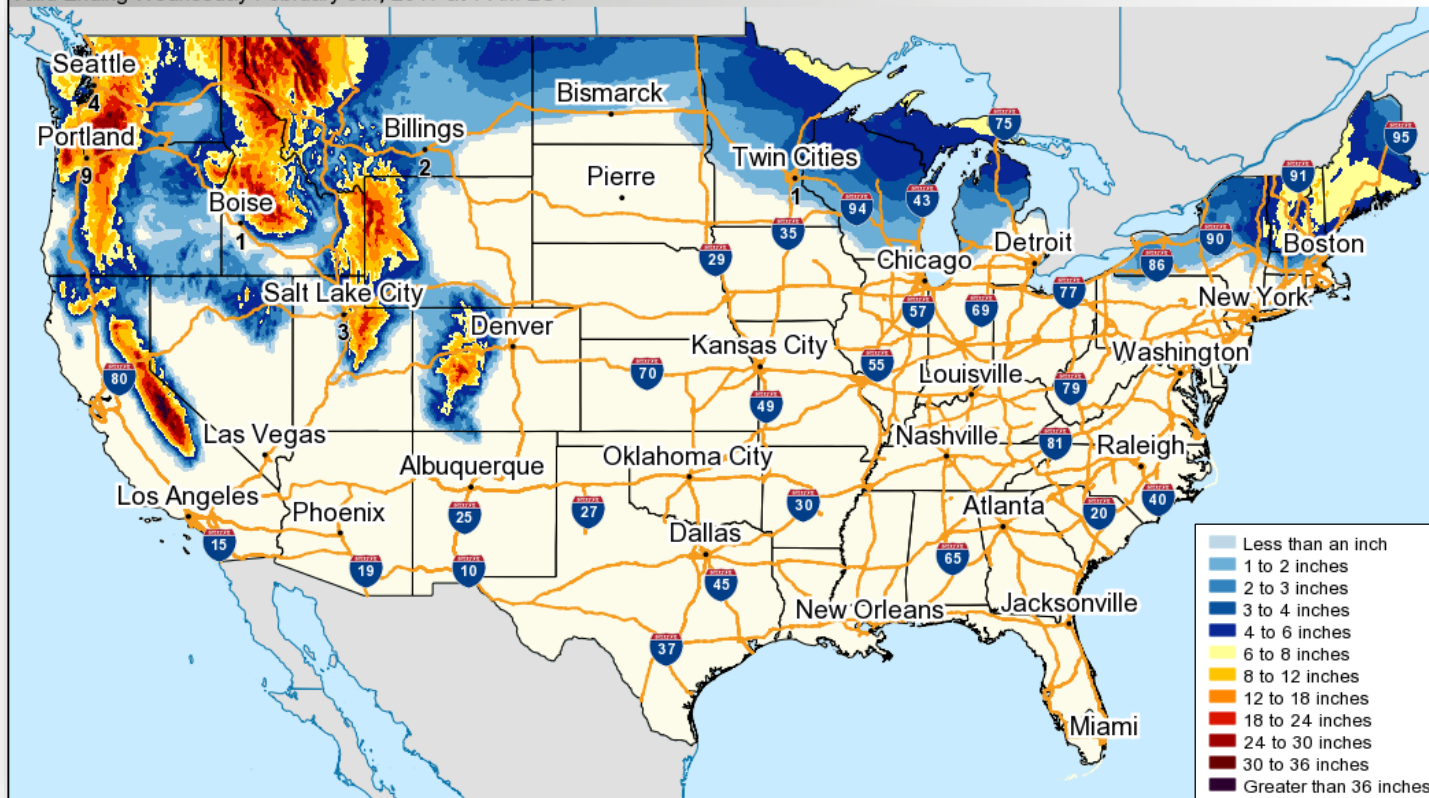


Forecast Snowfall – Days 1-3



FEMA

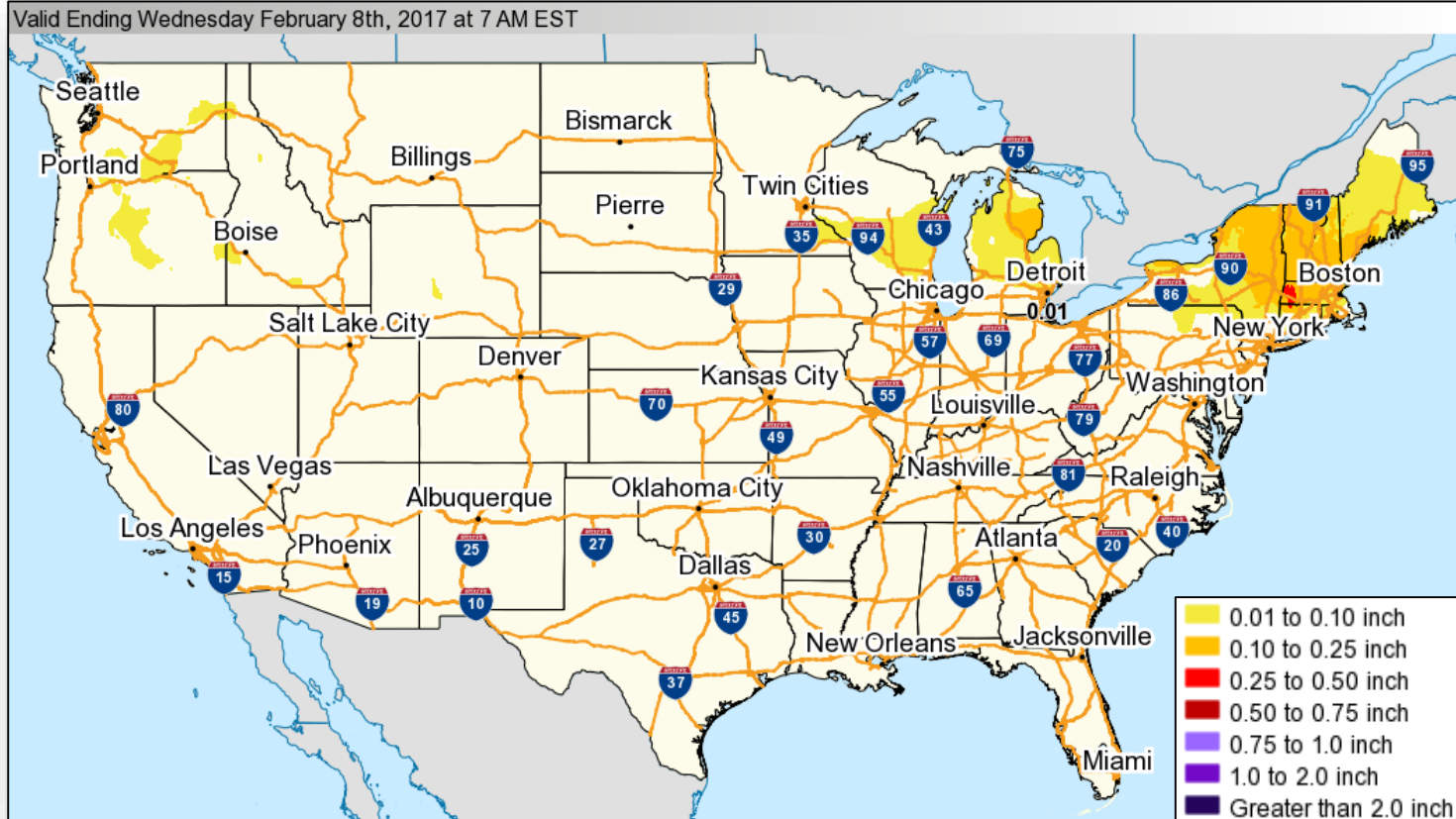
Valid Ending Wednesday February 8th, 2017 at 7 AM EST



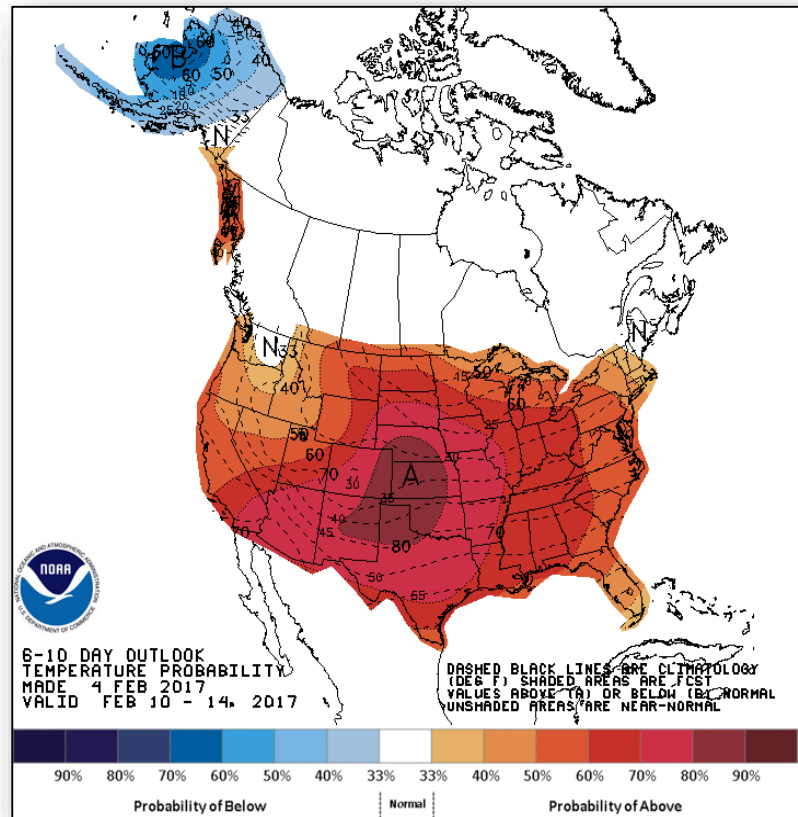
Forecast Ice – Days 1-3



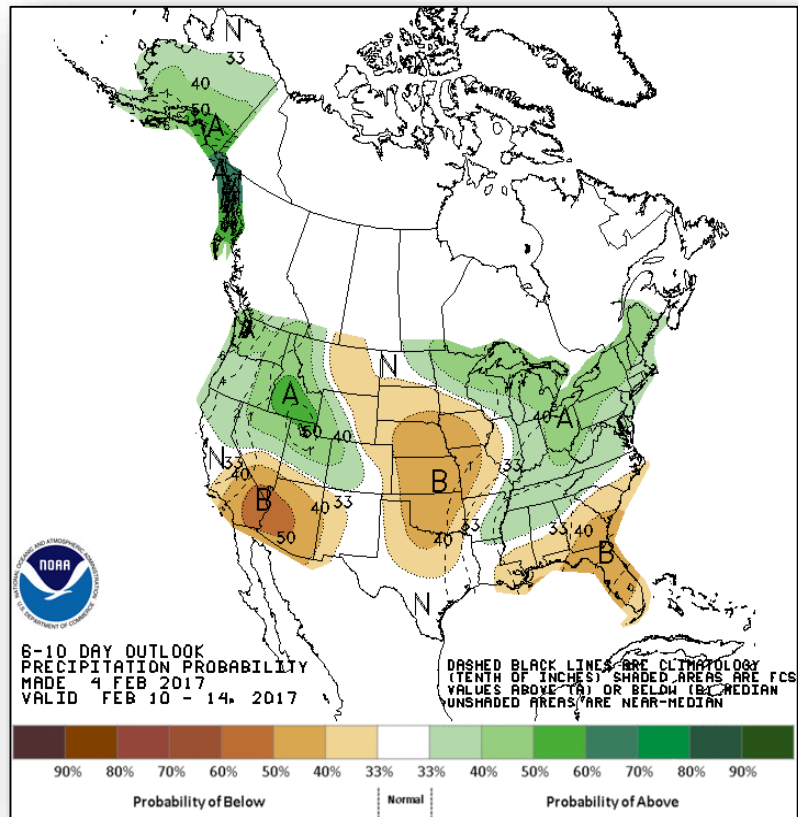
FEMA



6-10 Day Outlooks



6-10 Day Temperature Probability




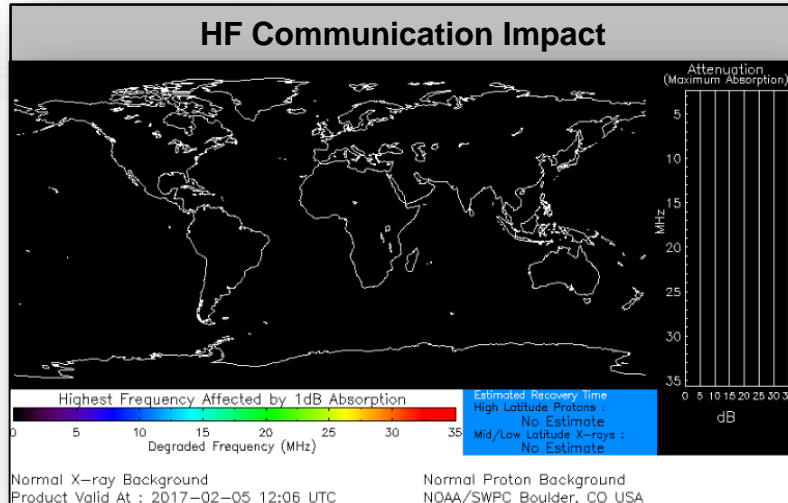
6-10 Day Precipitation Probability

Space Weather



FEMA

	Space Weather Activity	Geomagnetic Storms	Solar Radiation	Radio Blackouts
Past 24 Hours	None	None	None	None
Next 24 Hours	None	None	None	None
For further information on NOAA Space Weather Scales refer to http://www.swpc.noaa.gov/noaa-scales-explanation				



Joint Preliminary Damage Assessments



FEMA

Region	State / Location	Event	IA/PA	Number of Counties		Start – End
				Requested	Completed	
VII	KS	Winter Storm January 13-16, 2017	IA	0	0	N/A
			PA	25	17	1/25 – TBD
IX	CA*	Winter Storm January 3-12, 2017	IA	0	0	N/A
			PA	33 counties 1 tribe	33 counties 1 tribe	1/26 – 2/3
X	ID	Severe Winter Weather December 22, 2016 - January 19, 2017	IA	2	0	2/8-TBD
			PA	4	0	2/8-TBD

*Hoopa Tribe

Disaster Requests & Declarations



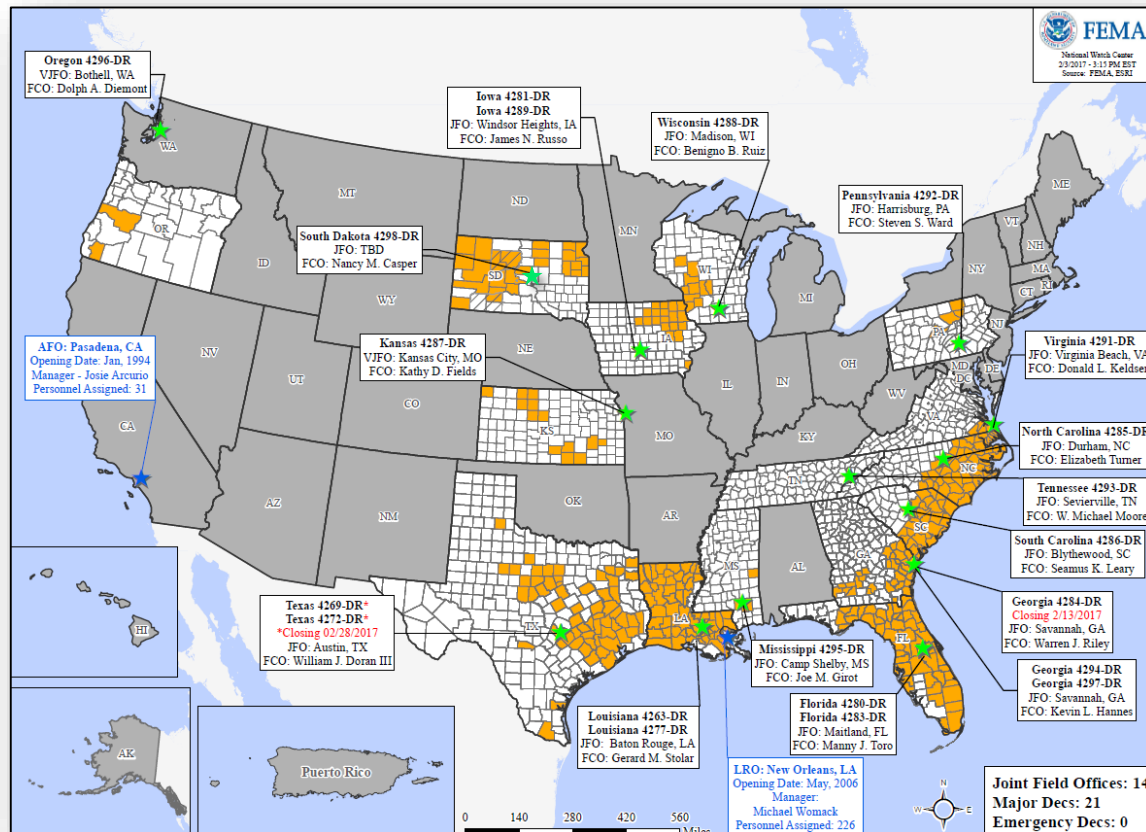
FEMA

Declaration Requests in Process		Requests APPROVED (since last report)	Requests DENIED (since last report)
3	Date Requested	0	0
SD Lake Traverse Reservation, Sisseton-Wahpeton Oyate Tribe – DR Severe Winter Storm	January 25, 2017		
OK- DR Severe Winter Storm	February 1, 2017		
CA Hoopa Valley Tribe – DR Severe Winter Storm	February 2, 2017		

Open Field Offices



FEMA



Readiness – Deployable Teams and Assets



FEMA

Resource	Force Strength	Available		Deployed	Other	Cadres with less than 25% availability
Total Workforce	10,122	5,096	50%	3,731	1,295	None

Resource	Status	Total	FMC Available		Partially Available	Not Available	Detailed, Deployed, Activated	Comments	Rating Criteria																				
National IMAT		3	1	33%	0	0	2	East-2 to LA (DR-4277) West to GA (DR-4294, DR-4297)	Green: >3 Teams Available Yellow: 1 - 2 Teams Available Red: 0 Teams Available <i>N-IMAT red if 50% of Section Chiefs or Team Leader unavailable for deployment</i>																				
Regional IMAT		13	8	62%	0	3	2	Region III reconstituting through Feb 6 Region V reconstituting through Feb 9 Region VI-1 reconstituting through Mar 1 Deployed: Region IV-2 to MS (DR-4295) Region X to WA (DR-4296-OR)	Green > 6 Teams Available Yellow: 4 - 6 Teams Available Red: 0 - 4 Teams Available <i>R-IMAT also red if TL or Ops / Log Chief is unavailable & has no qualified replacement</i>																				
FCO		37	7	19%	0	5	25		OCD Readiness <table><tr><td>FCO</td><td>Green</td><td>Yellow</td><td>Red</td></tr><tr><td>Type 1</td><td>3+</td><td>2</td><td>1</td></tr><tr><td>Type 2</td><td>4+</td><td>3</td><td>2</td></tr><tr><td>Type 3</td><td>4+</td><td>3</td><td>2</td></tr><tr><td>FDRC</td><td>3</td><td>2</td><td>1</td></tr></table>	FCO	Green	Yellow	Red	Type 1	3+	2	1	Type 2	4+	3	2	Type 3	4+	3	2	FDRC	3	2	1
FCO	Green	Yellow	Red																										
Type 1	3+	2	1																										
Type 2	4+	3	2																										
Type 3	4+	3	2																										
FDRC	3	2	1																										
FDRC		11	3	27%	0	2	6																						
US&R		28	28	100%	0	0	0		Green: >66% Available Yellow: 33% - 66% Available Red: <33% Available																				
MERS		36	28	77%	0	6	2	Assets are supporting: MS (DR-4295) GA (DR-4297) TX (Super Bowl LI support)	Green: >66% Available Yellow: 33% - 66% Available Red: <33% Available																				

Readiness – National and Regional Teams



FEMA

Resource	Status	Total	FMC Available		Partially Available	Not Available	Status	Comments	Rating Criteria
NWC		5	5	100%	0	0	Not Activated		<ul style="list-style-type: none"> • Green = FMC • Yellow = PMC • Red = NMC
NRCC		2	2	100%	0	0	Not Activated		
HLT		1	1	100%	0	0	Not Activated		
RRCCs		10	10	100%	0	0	Not Activated		
RWCs/MOCs		10	10	100%	0	0	Activated	Region VI at Enhanced Watch (day shift only) – supporting Super Bowl operations	



FEMA

FEMA's mission is to support our citizens and first responders to ensure that as a nation we work together to build, sustain, and improve our capability to prepare for, protect against, respond to, recover from, and mitigate all hazards.