

The Disaster Center is dedicated to the idea that disaster mitigation is cost effective and individuals pursuing their own interest are the greatest potential force for disaster reduction.

Please consider making a small donation to the Disaster Center



When disaster mitigation is cost effective, we are on the road to bringing disasters to an end.



# **FEMA**

## **Daily Operations Briefing**

**Saturday, February 6, 2016**

**8:30 a.m. EST**

# Significant Activity: February 5 - 6



**Significant Events:** None

**Significant Weather:**

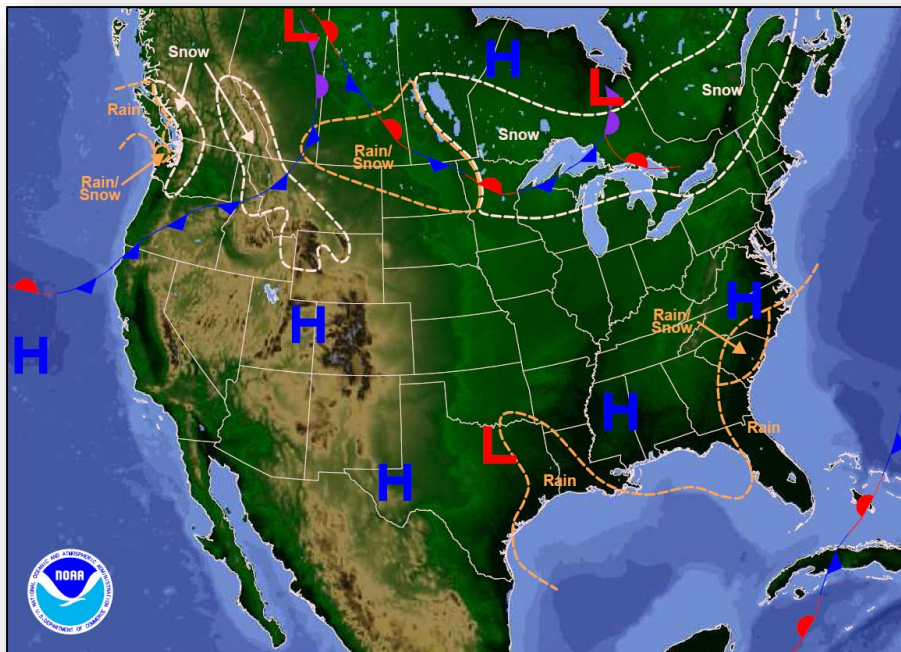
- Snow – Northern Intermountain; Northern/Central Rockies to Northern/Central Plains, Upper Mississippi Valley to Northeast
- Rain and snow – Pacific Northwest; Northern Plains to Upper Mississippi Valley; Carolinas
- Rain – Southern Plains to Lower Mississippi Valley; Florida Peninsula
- Red Flag Warnings/Elevated Fire Weather Areas – TX
- Space Weather: Past 24 hours – none; next 24 hours – none

**Earthquake Activity:** No significant activity

**Declaration Activity:**

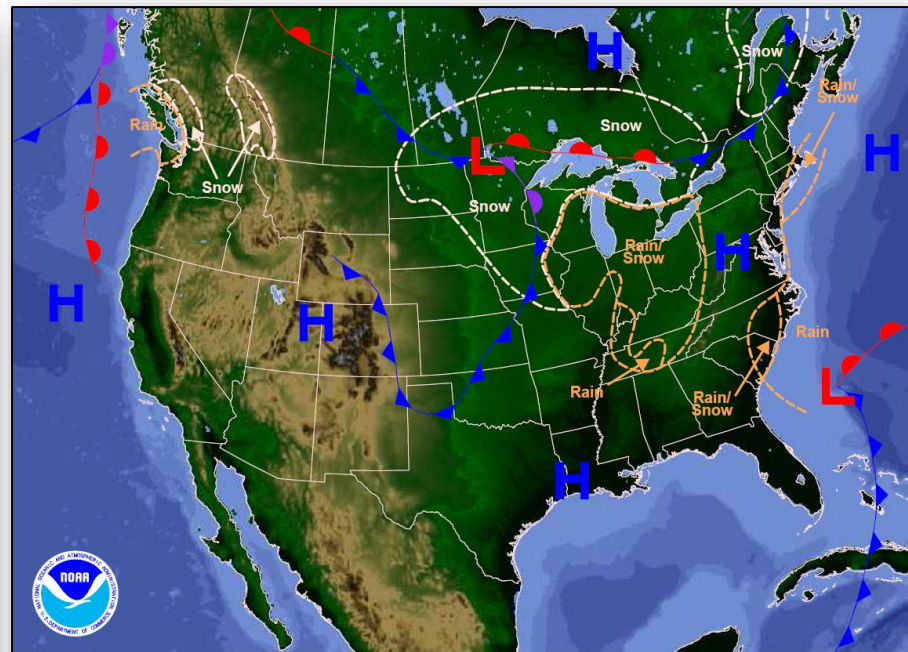
- Emergency Declaration approved - LA
- Major Disaster Declaration approved – AR

# National Weather Forecast



Weather Forecast for Sat, Feb 06, 2016, issued 3:17 AM EST  
DOC/NOAA/NWS/NCEP/Weather Prediction Center  
Prepared by Santorelli based on WPC, SPC and NHC forecasts

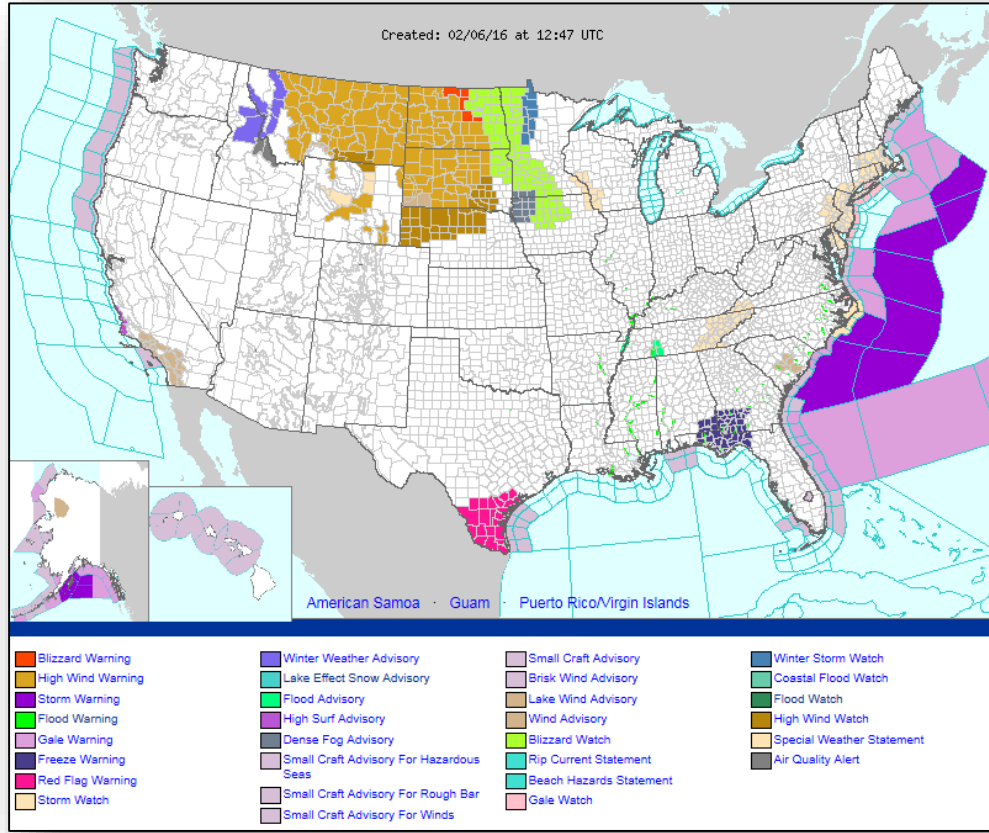
*Today*



Weather Forecast for Sun, Feb 07, 2016, issued 3:26 AM EST Sat, Feb 06, 2016  
DOC/NOAA/NWS/NCEP/Weather Prediction Center  
Prepared by Santorelli based on WPC, SPC and NHC forecasts

*Tomorrow*

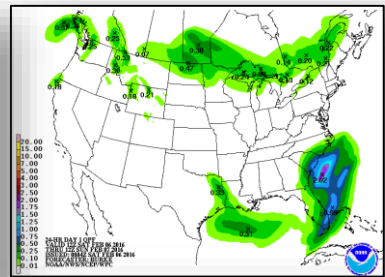
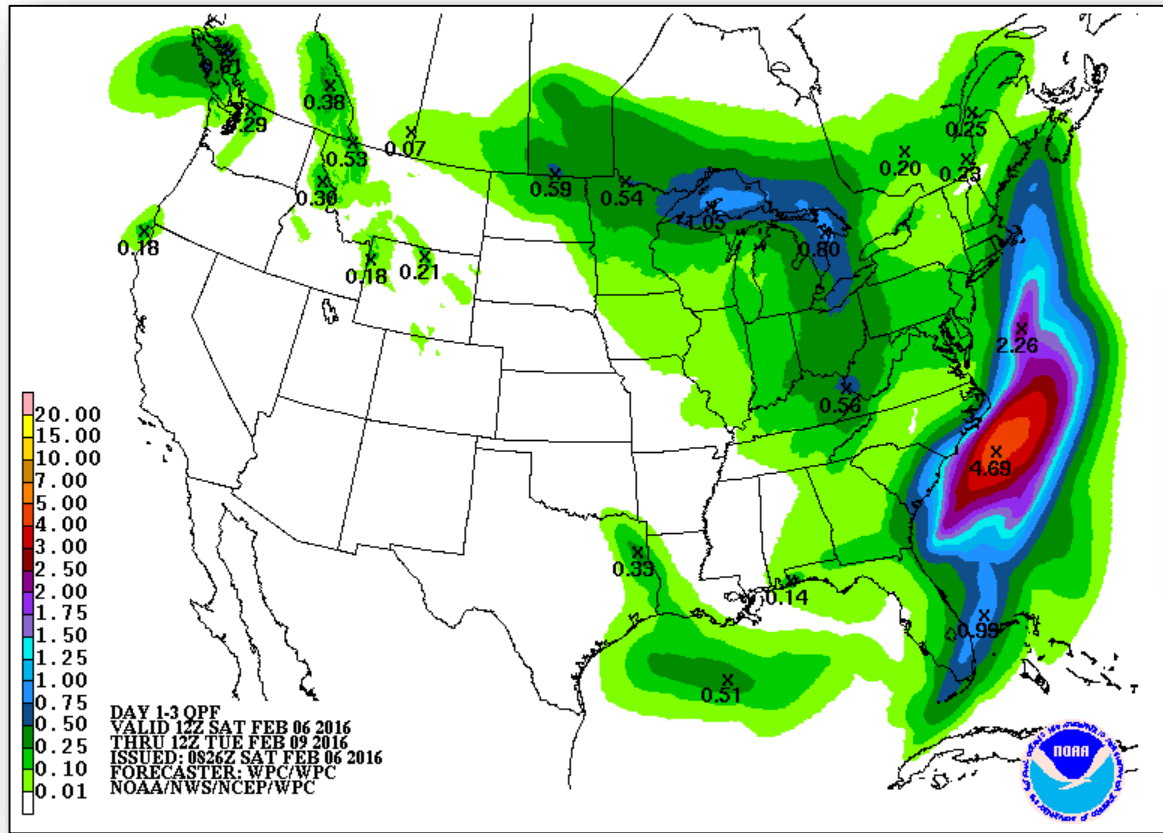
# Active Watches/Warnings



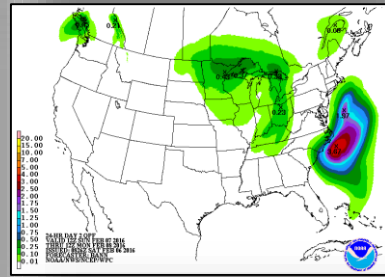


FEMA

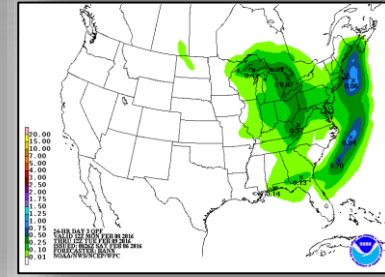
# Precipitation Forecast, 1-3 Day



Day 1

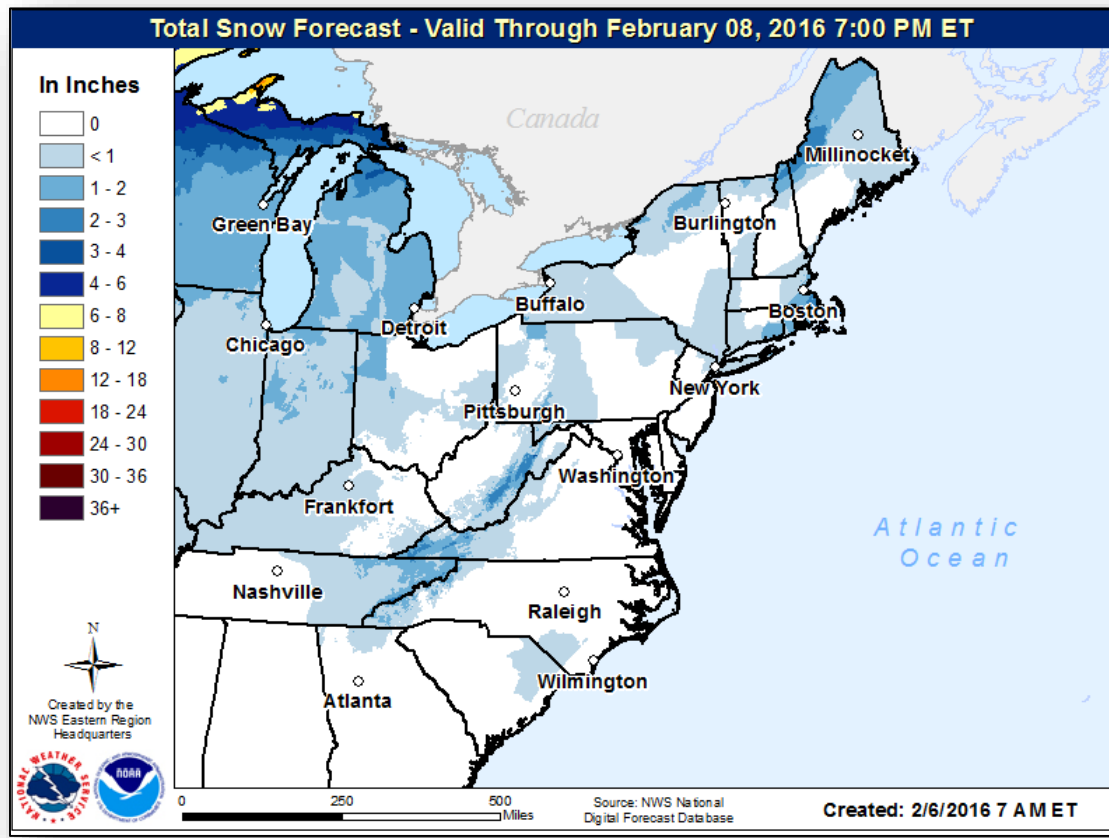


Day 2

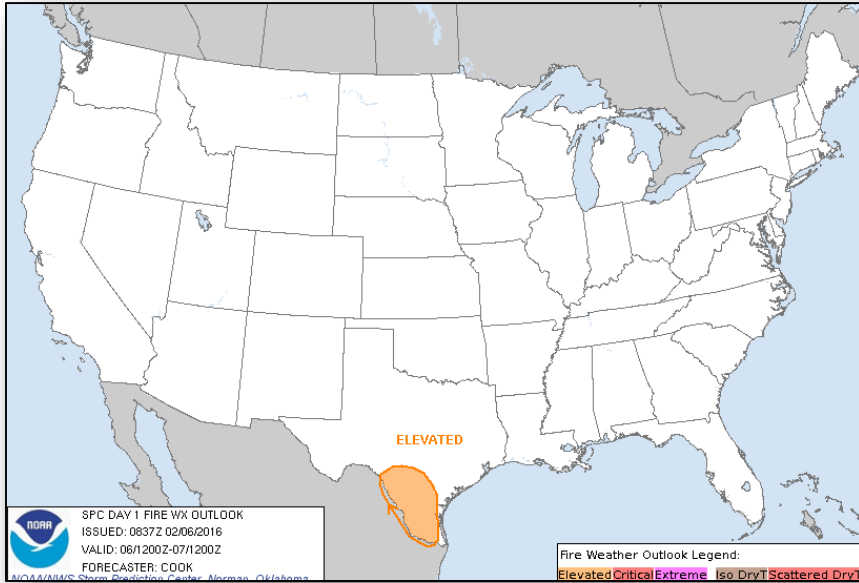


Day 3

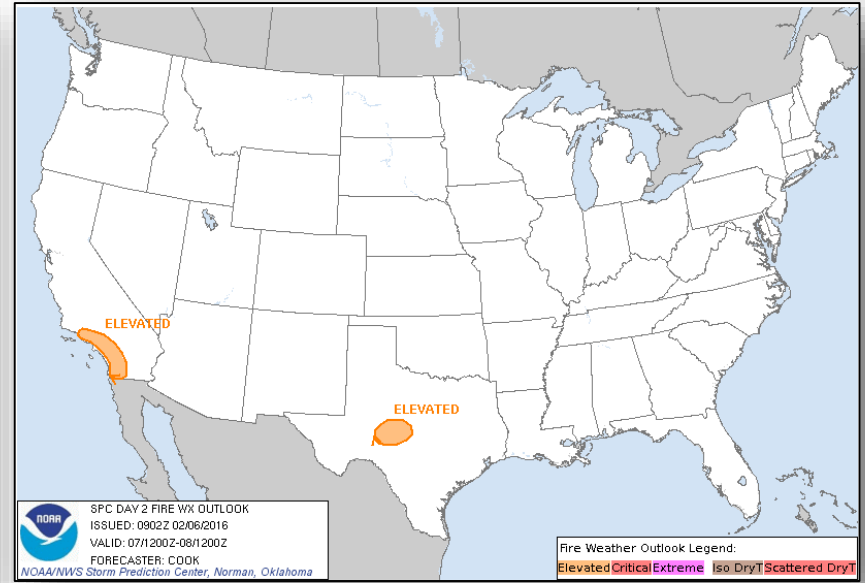
# Total Forecast Snowfall



# Fire Weather Outlook



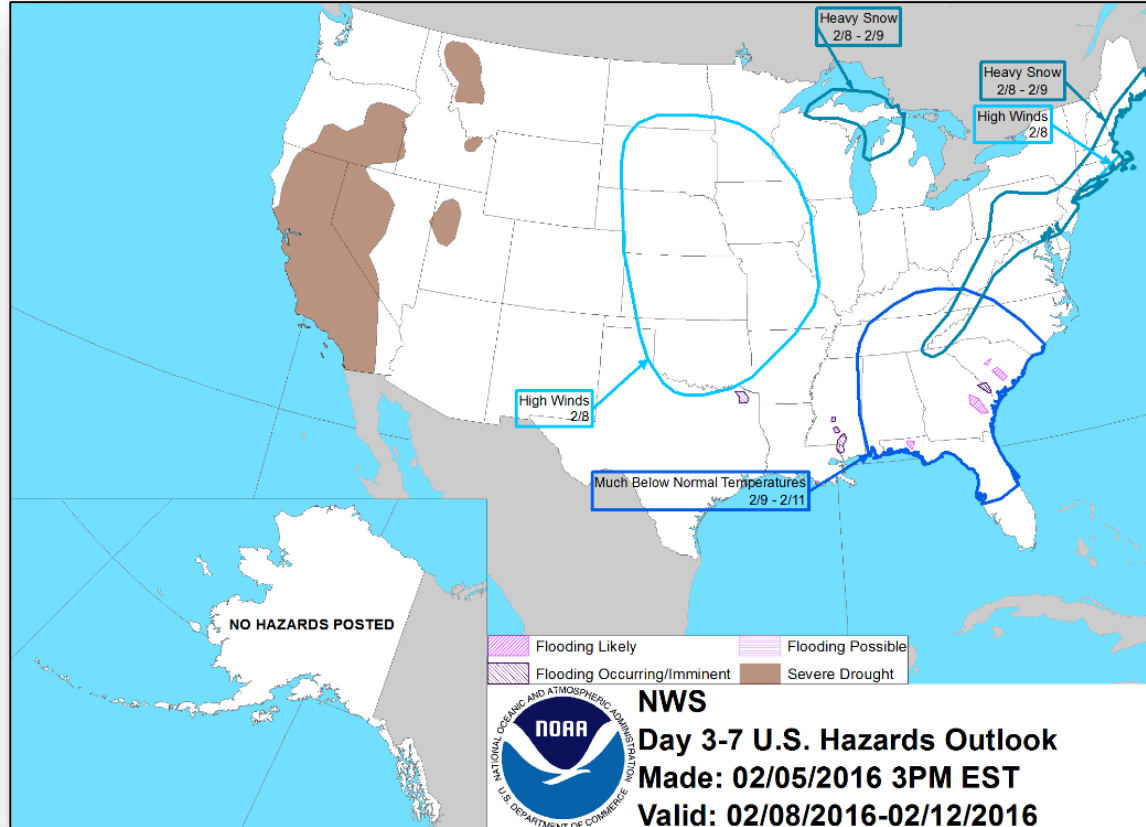
*Today*



*Tomorrow*





# Hazard Outlook February 8 -12



# Space Weather

	Past 24 Hours	Current	Next 24 Hours
<b>Space Weather Activity</b>	None	None	None
Geomagnetic Storms	None	None	None
Solar Radiation Storms	None	None	None
Radio Blackouts	None	None	None



# Disaster Requests & Declarations



Declaration Requests in Process		Requests APPROVED (since last report)	Requests DENIED (since last report)
<b>5</b>	Date Requested	<b>2</b>	<b>0</b>
LA – EM Severe Storms and Flooding	January 8, 2016	<b>Declared February 5, 2016</b>	
TX – DR Severe Winter Storms, Tornadoes, Straight-line Winds, Winter Storms, and Flooding	January 26, 2016		
AR – DR Severe Storms, Tornadoes, Straight-line Winds, and Flooding	January 26, 2016	<b>Declared February 5, 2016</b>	
OK – DR Severe Winter Storms and Flooding	January 29, 2016		
DC – DR Snowstorm	January 29, 2016		
AK – DR Winter Storm	February 1, 2016		
OR – DR Severe Winter Storms, Straight-line Winds, Flooding, Landslides, and Mudslides	February 2, 2016		

# Emergency Declaration Approved – LA



## FEMA-3376-EM-LA

- Declared February 5, 2016, for the State of Louisiana
- For severe storms and flooding during the period of December 28, 2015 to February 1, 2016
- Provides emergency protective measures (Category B), including direct federal assistance, under the Public Assistance program at 75% federal funding for 7 parishes
- FCO is Gerard M. Stolar



Public Assistance Categories

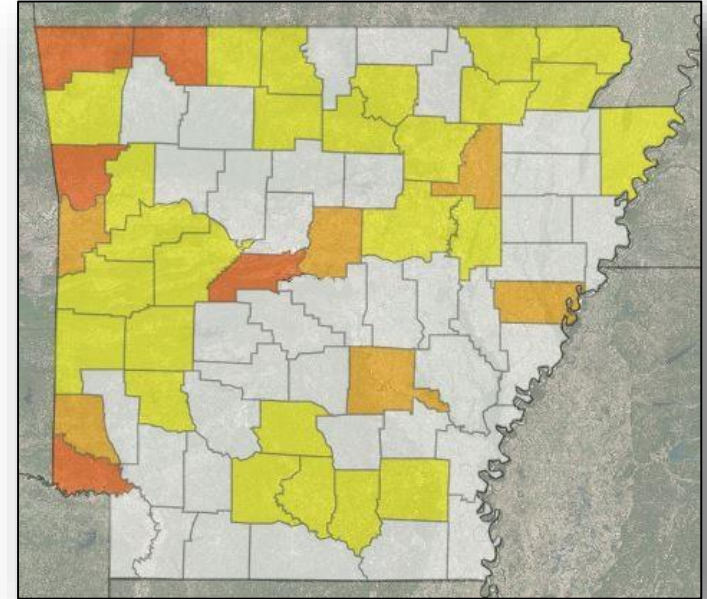
A	B	C	D	E	F	G	H
Debris Removal	Emergency Protective Measures	Road Systems & Bridges	Water Control Facilities	Public Buildings & Contents	Public Utilities	Parks, Recreational Areas & Other Facilities	Fire Management

# Major Disaster Declaration Approved – Arkansas



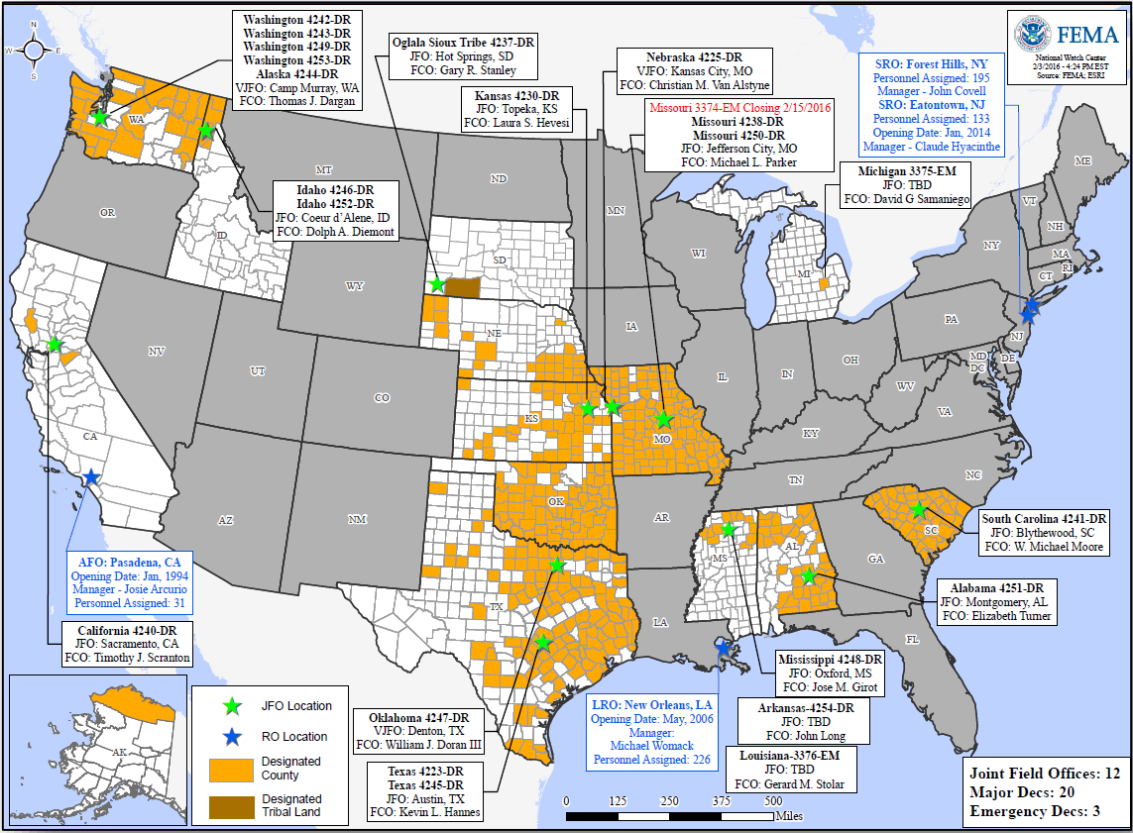
## FEMA-4254-DR-AR

- Declared February 5, 2016, for the State of Arkansas
- For severe storms, tornadoes, straight-line winds, and flooding during the period of December 26, 2015 to January 22, 2016
- Provides:
  - Individual Assistance for 11 counties
  - Public Assistance for 32 counties
  - Hazard Mitigation statewide
- FCO is John Long



- Declared IA only counties
- Declared PA only counties
- Declared IA & PA counties

# Open Field Offices as of February 6



# Joint Preliminary Damage Assessments



Region	State / Location	Event	IA/PA	Number of Counties		Start – End
				Requested	Complete	
II	NJ	Snowstorm January 22-23, 2016	IA	3	3	2/2 – 2/3
			PA	17	9	2/2 – TBD
III	DC	Severe Winter Storm/Snowstorm January 22-23, 2016	PA	1	0	2/2 – TBD
	MD	Severe Winter Storm/Snowstorm January 22-23, 2016	PA	24	0	2/2 – TBD
	VA	Severe Winter Storm/Snowstorm January 22-23, 2016	PA	25 counties & 10 cities	0	2/8 – TBD
IV	GA	Severe Weather & Flooding December 23, 2015 – continuing	PA	40	35	1/20 – TBD
V	IL	Severe Storms & Flooding December 23, 2015 - January 13, 2016	IA	10	0	2/4 – TBD
			PA	19	15	2/1 – TBD
VI	AR	Severe Storms & Flooding December 26, 2015 – continuing	IA	19	19	1/11 – 1/21
			PA	41	40	1/6 – TBD
	NM	Winter Storms December 26-27, 2015	PA	8 (+2)	5	1/29 – TBD

# FEMA Readiness – Deployable Teams /Assets



Deployable Teams/Assets									
Resource	Status	Total	FMC Available		Partially Available	Not Available	Detailed, Deployed, Activated	Comments	Rating Criterion
FCO		32	14	44%	0	1	17	Only 2 Type 1 FCOs available	OFDC Readiness: FCO Green Yellow Red Type 1 3+ 2 1 Type 2 4+ 3 2 Type 3 4 3 2
FDRC		8	3	38%	0	0	5		FDRC 3 2 1
US&R		28	27	96%	0	1	0		<ul style="list-style-type: none"> <li>Green = Available/FMC</li> <li>Yellow = Available/PMC</li> <li>Red = Out-of-Service</li> <li>Blue = Assigned/Deployed</li> </ul>
National IMAT		3	3	100%	0	0	0	Elements of IMAT East-1 Deployed to HHS SOC DC	<ul style="list-style-type: none"> <li>Green: 3 avail</li> <li>Yellow: 1-2 avail</li> <li>Red: 0 avail (<i>Individual N-IMAT red if 50% of Section Chiefs and/or Team Leader is unavailable for deployment.</i>)</li> </ul>
Regional IMAT		13	7	54%	0	0	7	<p><b>Deployed:</b> RIV (Team 1) Deployed to AL RIV (Team 2) Deployed to MS RV (Team 1) Deployed to MI RVI (Team 2) Deployed to TX RVII Deployed to MO RX Deployed to WA</p> <p><b>Available to re-deploy if needed:</b> RVIII Deployed to OST, SD</p>	<ul style="list-style-type: none"> <li>Green: 7 or more avail</li> <li>Yellow: 4 - 6 teams available</li> <li>Red: &gt; 8 teams deployed/unavailable</li> </ul> <p><i>R-IMAT also red if TL Ops/Log Chief is unavailable &amp; has no qualified replacement</i></p>
MERS Teams		18	17	94%	0	0	1	1 Team Deployed to CA	<ul style="list-style-type: none"> <li>Green = &gt;66% available</li> <li>Yellow = 33% to 66% available</li> <li>Red = &lt;33% available</li> </ul>



# FEMA Readiness – National/Regional Teams



National/Regional Teams									
Resource	Status	Total	FMC Available		Partially Available	Not Available	Status	Comments	Rating Criterion
NWC		5	5	100%	0	0	Not Activated		<ul style="list-style-type: none"> <li>• Green = FMC</li> <li>• Yellow = PMC</li> <li>• Red = NMC</li> </ul>
NRCC		2	344	89%	0	44	Not Activated		
HLT		1	N/A	N/A	0	0	Not Activated		
DEST							Not Activated		
RRCCs		10	10	100%	0	0	Not Activated		
RWCs/MOCs		10	10	100%	0	0	Activated	Region IX RWC at Enhanced Watch (Jan 30 – Feb 7 for Super Bowl)	



# FEMA

**FEMA's mission is to support our citizens and first responders to ensure that as a nation we work together to build, sustain, and improve our capability to prepare for, protect against, respond to, recover from, and mitigate all hazards.**