

The Disaster Center is dedicated to the idea that disaster mitigation is cost effective and individuals pursuing their own interest are the greatest potential force for disaster reduction.

Please consider making a small donation to the Disaster Center



When disaster mitigation is cost effective, we are on the road to bringing disasters to an end.



FEMA

Daily Operations Briefing

Wednesday, February 18, 2015

8:30 a.m. EST

Significant Activity: Feb 17-18



Significant Events:

- Winter Weather: Southern Plains to Mid-Atlantic (FINAL)
- Train Derailment – West Virginia (FINAL)

Significant Weather:

- Below normal temperatures – across two-thirds of the eastern portion of the U.S.
- Critical Fire Weather Areas/Red Flag Warnings: None
- Space Weather: G1 – Minor/observed over past 24hrs and predicted for next 24hrs

Tropical Activity: No significant activity

FEMA Readiness: No significant changes

Winter Weather – So. Plains to Mid-Atlantic (*FINAL*)



Situation:

- A winter storm brought significant snow, sleet and ice to portions of the central U.S.
- More than a foot of snow reported in parts of MO, southern IL and KY
- Sleet and ice up to one-half inch reported from eastern OK through the TN Valley

Impacts:

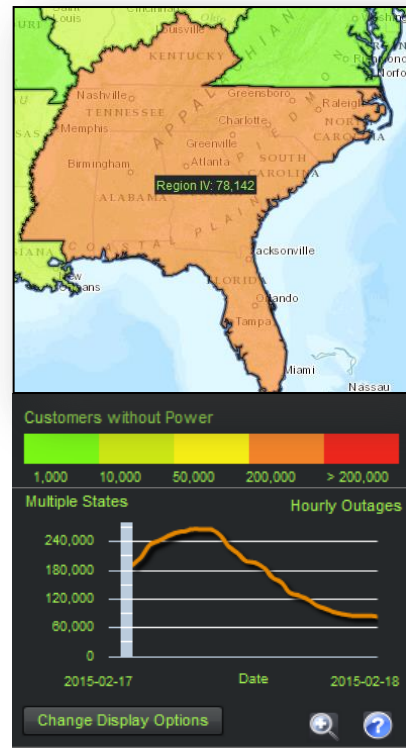
- No unmet needs and no requests for FEMA assistance
- ▲ Approx. 84K customers remain without power across Regions III, IV & VI (*EAGLE-I, As of 5:00 am EST*)
 - ▲ RIV: 78k(-98k) (GA – 27k; SC – 25k)
- ▲ A total of 27(-4) shelters open with 240 (+129) occupants: (*ARC, as of 5:00 am EST*)
 - ▲ Majority of shelter occupants in GA – 5/124 (+85)
- ▲ 5 confirmed fatalities (TN-3; NC-1; GA-1)

Response:

- GA SEOC remains fully activated
- ▲ SEOCs in VA, TN, NC, **MS**, WV, and AR are partially activated; all other SEOCs at normal ops
- States of Emergency declared in MS, GA, TN, and Washington, DC

FEMA Response:

- NRCC is not activated; NWC is monitoring
- All FEMA Regions are at Normal Operations; LNOs deployed to GA, KY, MS, NC, SC & TN



FEMA RIV 24 Hr Outage Trend

*Note: Customer outage data is provided by the Department of Energy's EAGLE-I system. Comprehensive National coverage of all electrical service providers is not available.

Train Derailment – WV (*FINAL*)



Monday, Feb 16

- CSX cargo train derailed, triggering explosions and a fire near town of Boomer (est. pop 615)

Impacts:

- No unmet needs and no requests for FEMA assistance
- One home destroyed; no serious injuries or fatalities reported
- ▲ All shelters are closed
- Evacuations remain in effect for area residents while the remaining fire is allowed to burn out
- Status of Montgomery Water Treatment Plant
 - On Feb 16 - Water intakes were closed as a precaution while the water was tested for oil contamination
 - ▲ On Feb 17 - Water quality testing indicated no oil contamination and the water treatment plant resumed operations
 - ▲ A boil water advisory remains in effect for approx. 2,000 customers as system is restarted



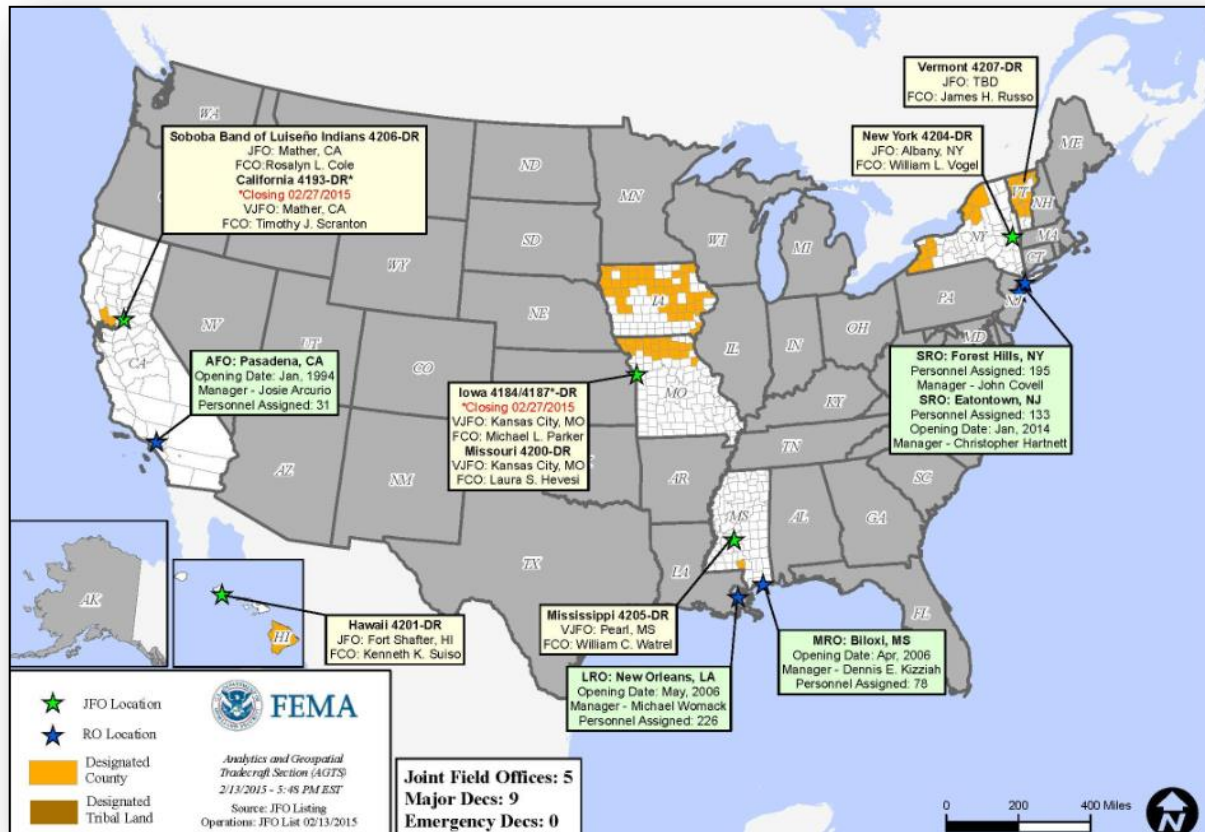
State/Local Response

- ▲ WV State EOC has returned to normal operations; no shortfalls reported
- State & local officials providing water to those who may need it
- Governor declared a State of Emergency for Kanawha and Fayette counties

FEMA/Federal Response

- USCG is the lead agency for this incident; no requests for FEMA assistance
- FEMA Region III is at Normal Operations; an LNO remains deployed to the State EOC
- NRCC is not activated; NWC is Monitoring

Open Field Offices as of February 18

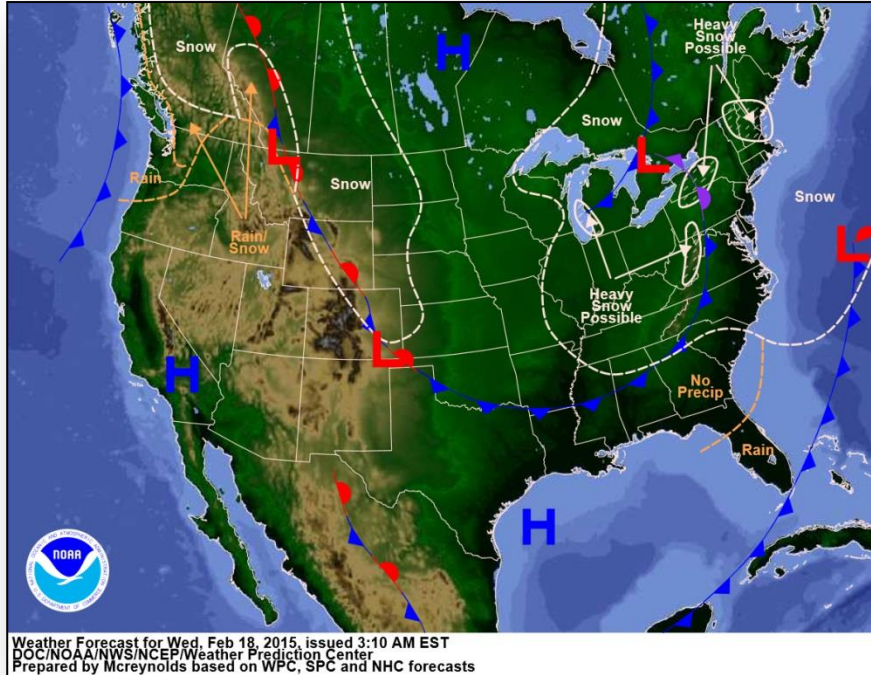


Joint Preliminary Damage Assessments

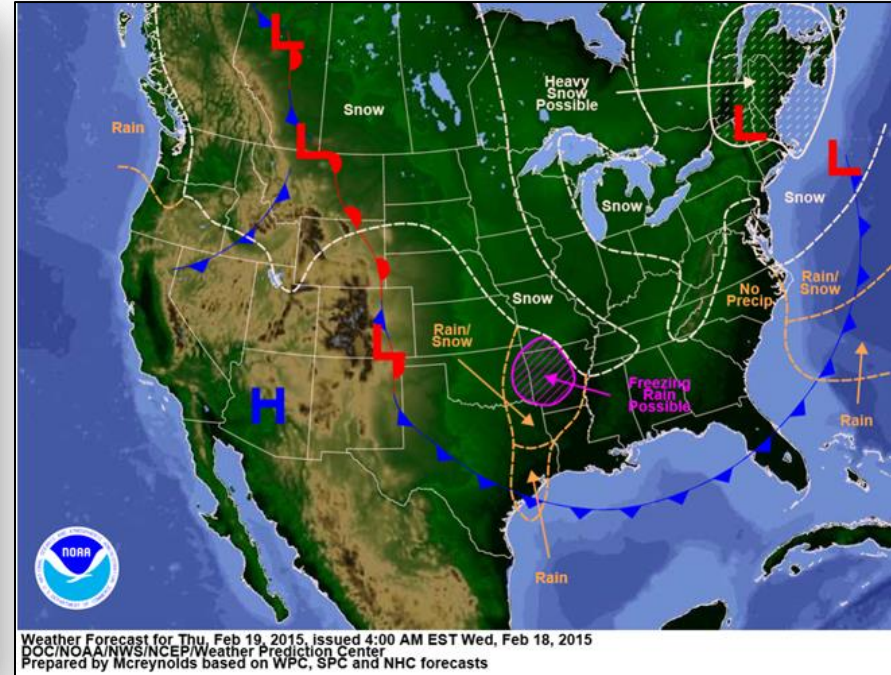


Region	State / Location	Event	IA/PA	Number of Counties		Start – End
				Requested	Complete	
I	NH	January Blizzard January 25, 2015	PA	3	0	02/11/2015 – TBD
I	RI	January Blizzard January 25, 2015	PA	5	0	02/11/2015 – TBD
I	CT	January Blizzard January 25, 2015	PA	3	0	02/24/2015 – TBD
I	MA	January Blizzard January 25, 2015	PA	10	0	02/17/2015 – TBD

National Weather Forecast

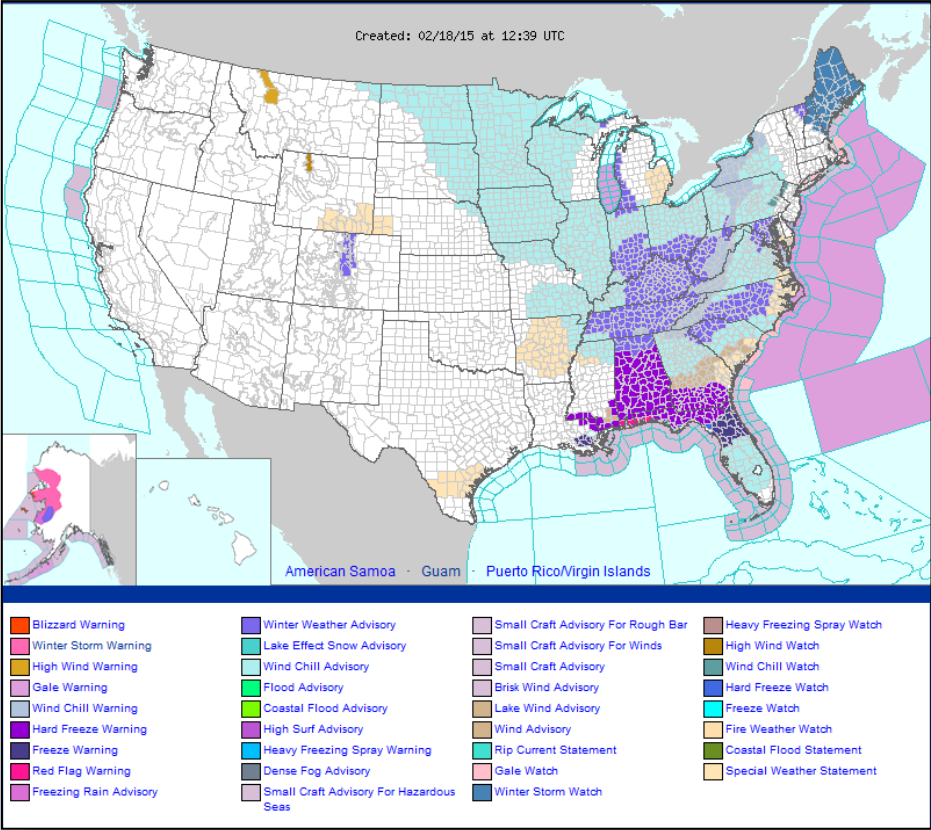


Today

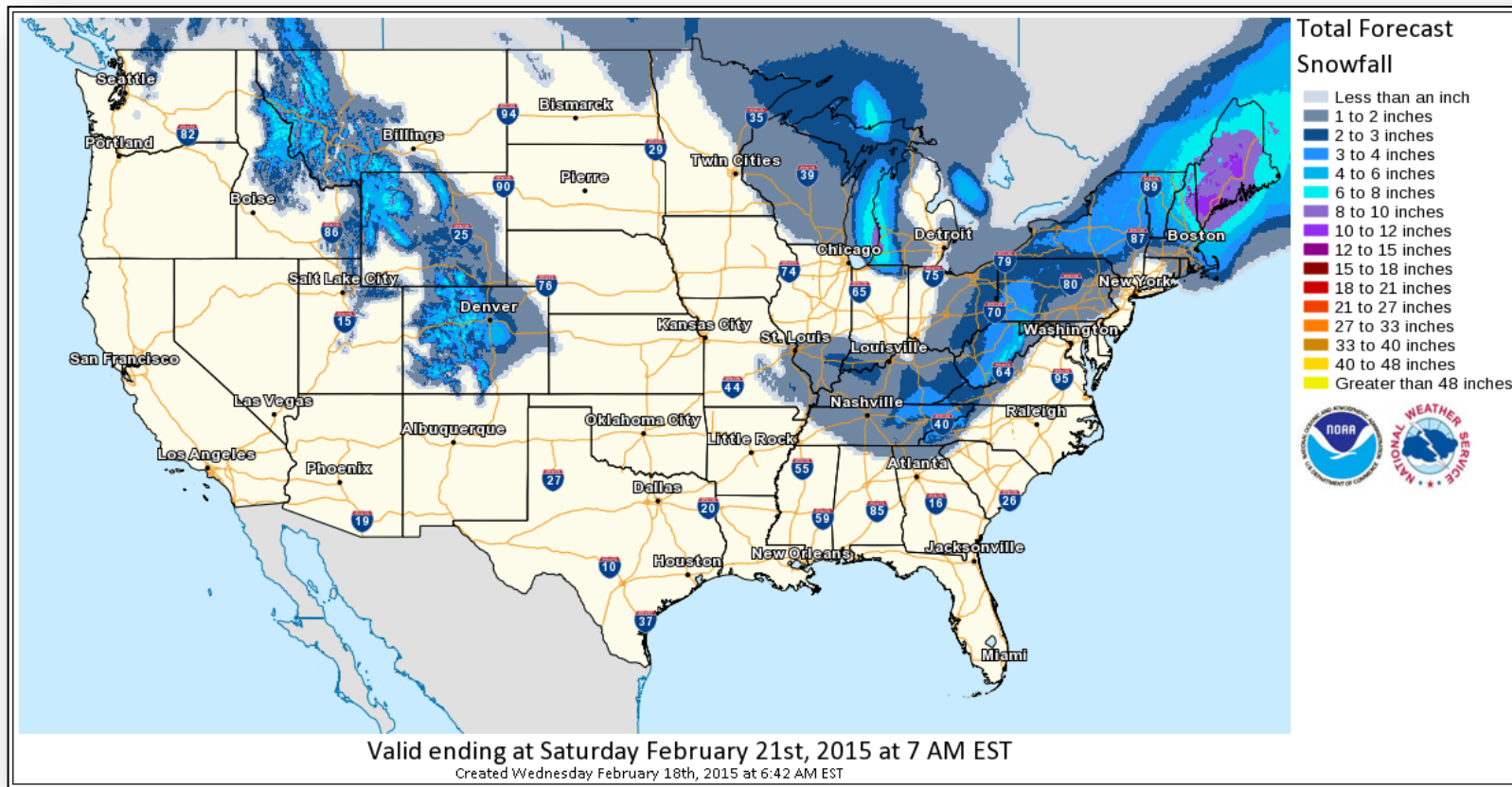


Tomorrow

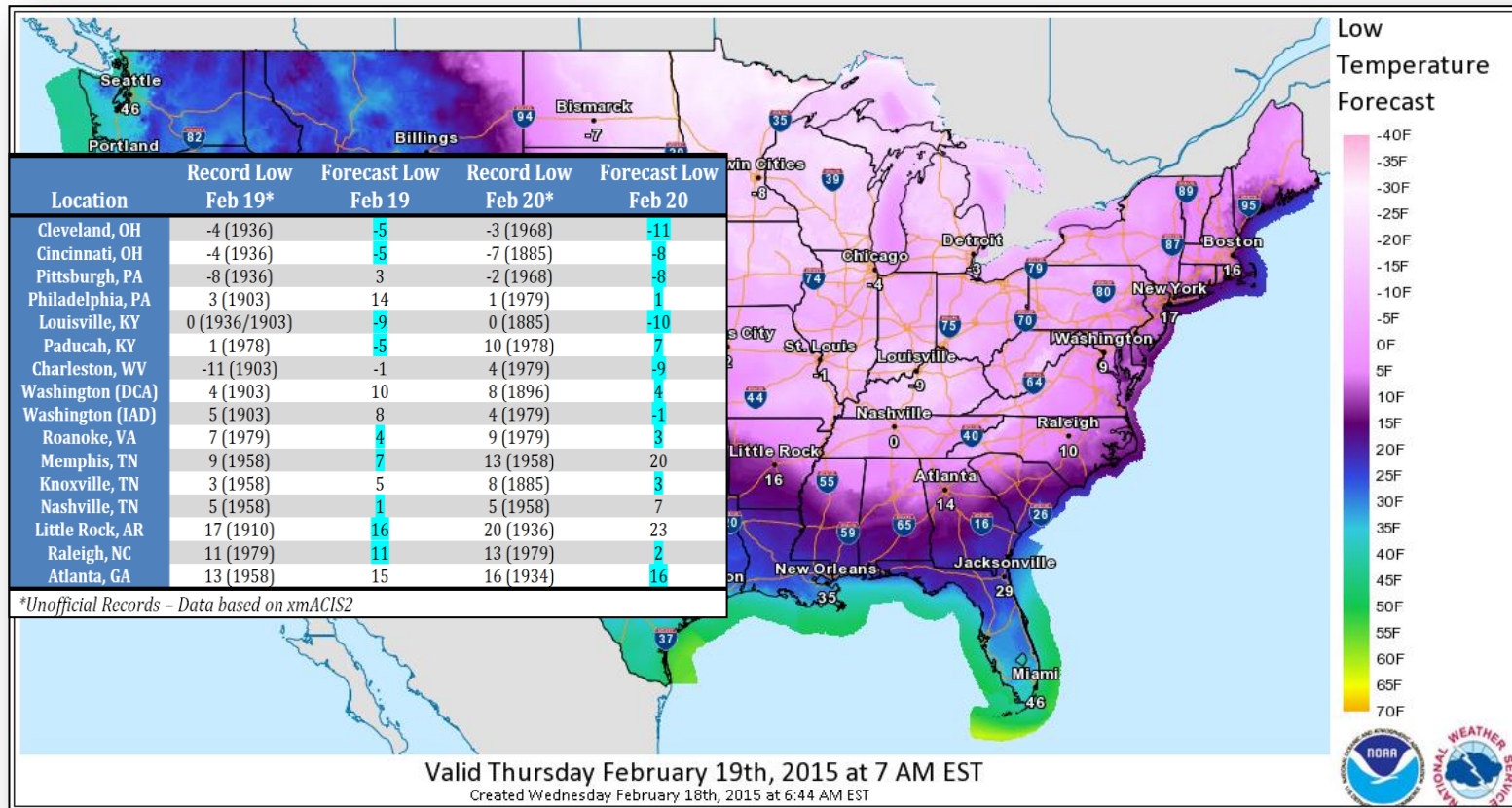
Active Watches/Warnings



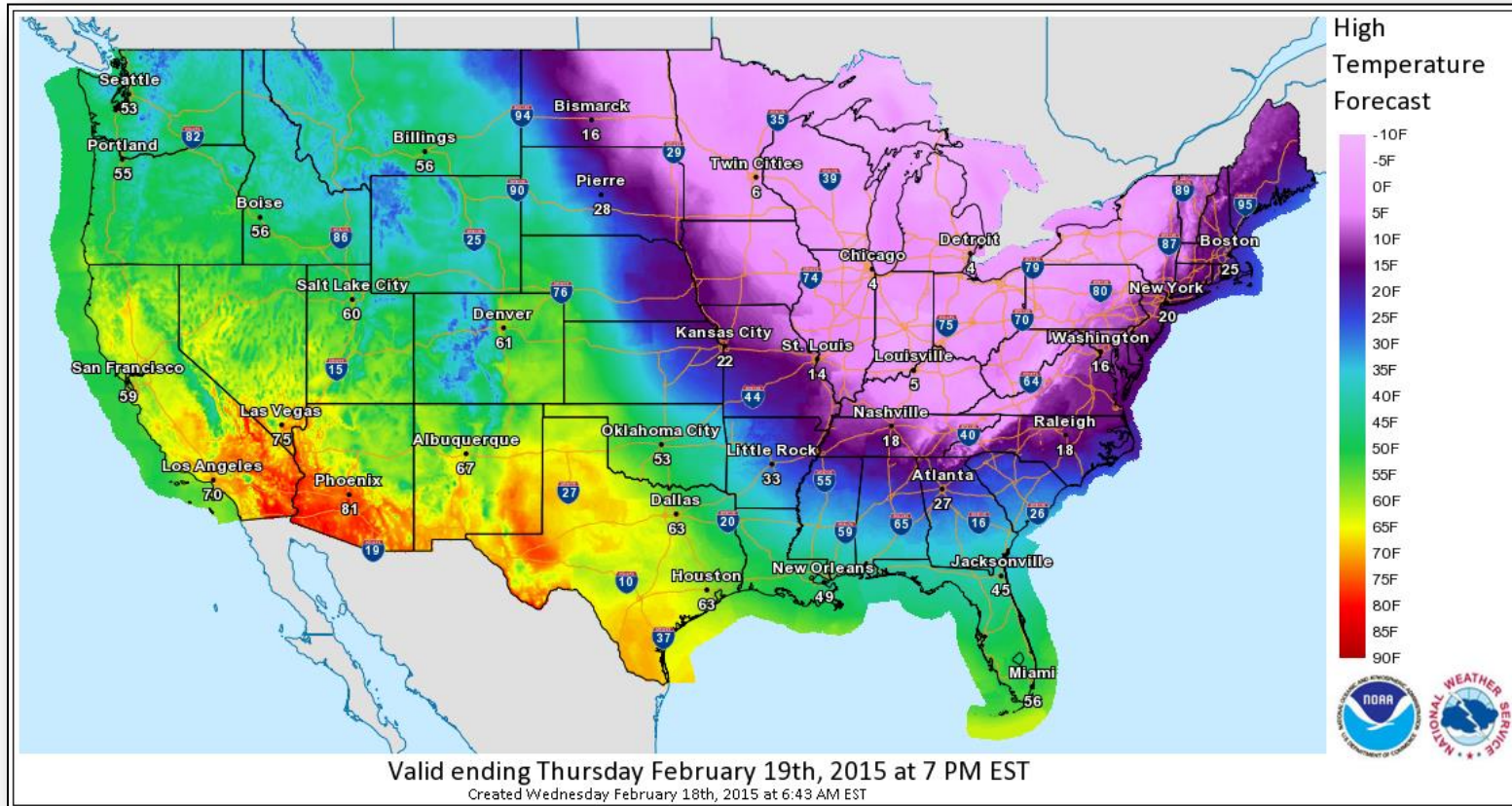
Total Forecast Snowfall



Low Temperatures



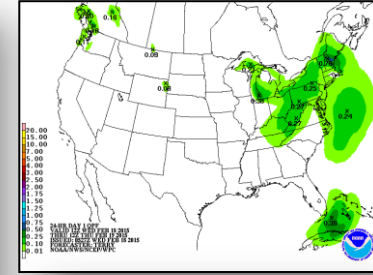
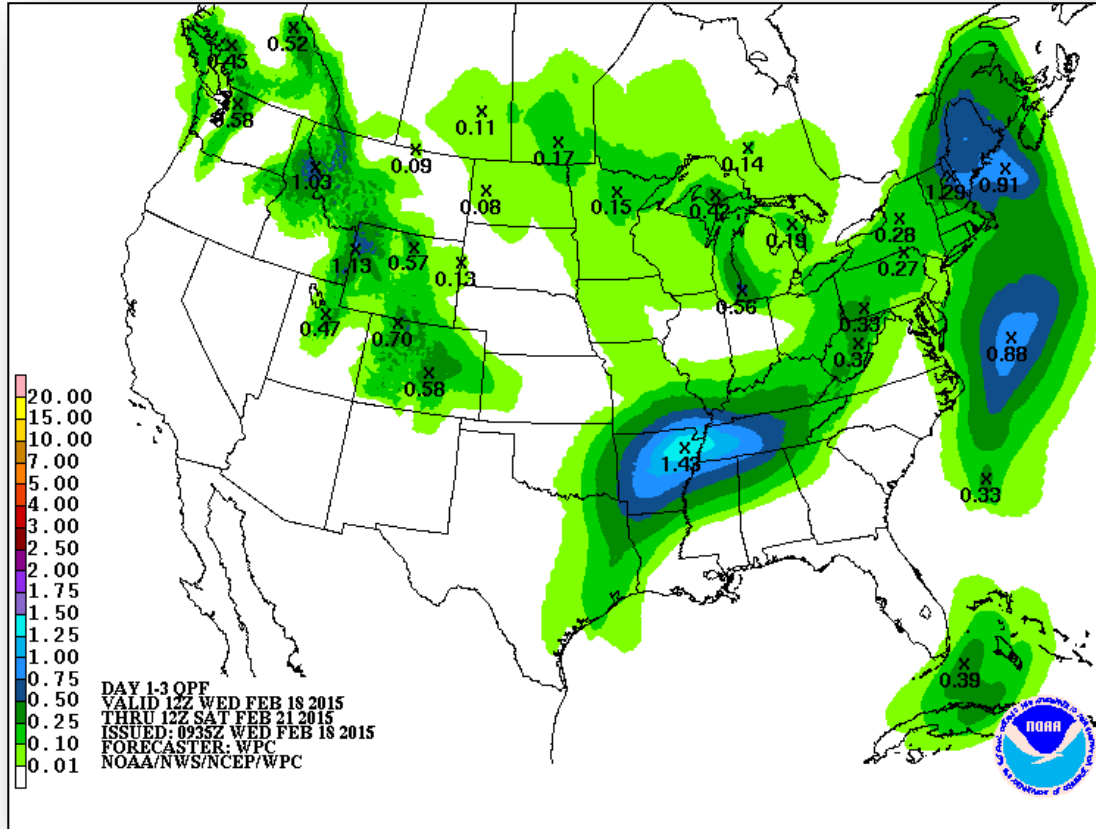
High Temperatures



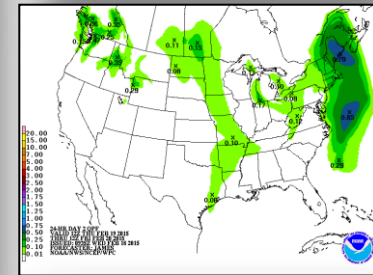
Precipitation Forecast – 3 Day



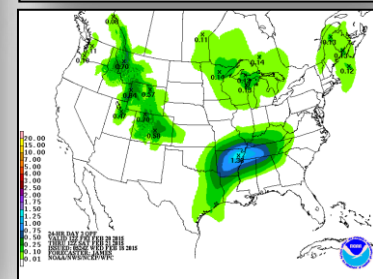
FEMA



Day 1

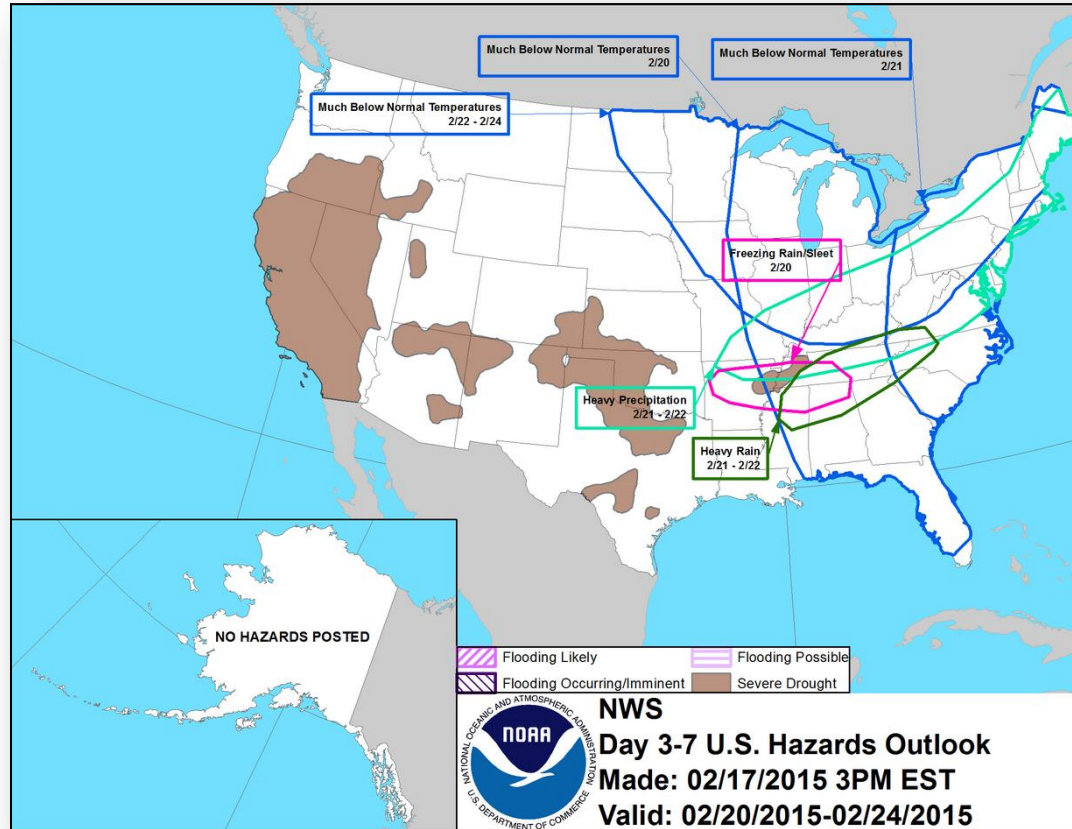


Day 2

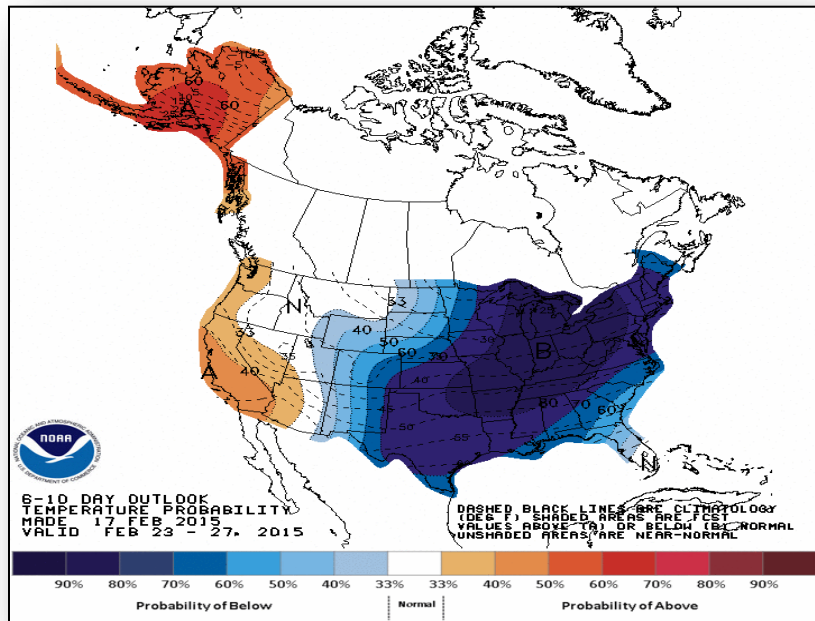


Day 3

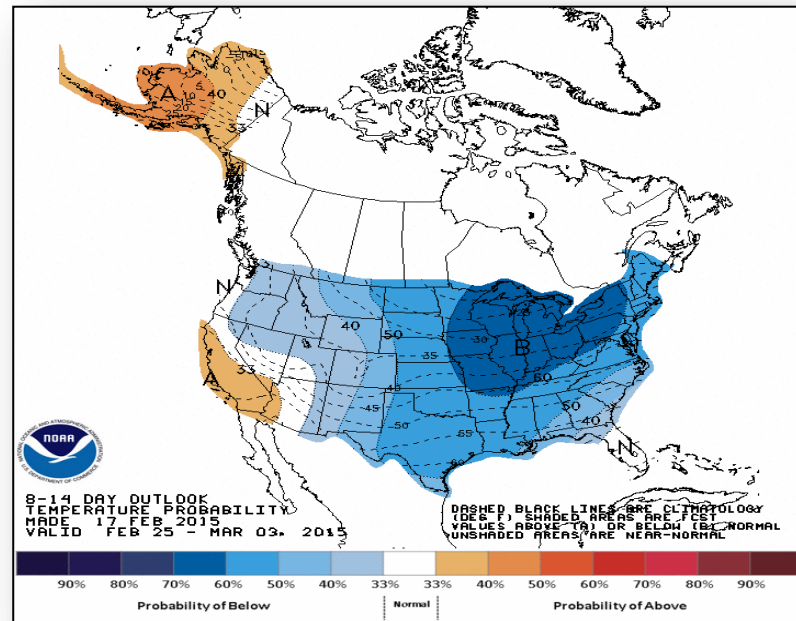
Hazard Outlook: Feb 20-24



Temperature Outlook



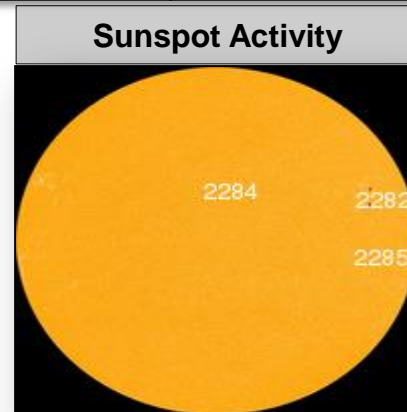

February 23-27



February 25- March 3

Space Weather

NOAA Scales Activity (Range: 1/minor to 5/extreme)	Past 24 Hours	Current	Next 24 Hours
Space Weather Activity:	Minor	None	Minor
• Geomagnetic Storms	G1	None	G1
• Solar Radiation Storms	None	None	None
• Radio Blackouts	None	None	None



FEMA Readiness – Deployable Teams /Assets



Deployable Teams/Assets									
Resource	Status	Total	FMC Available		Partially Available	Not Available	Detailed, Deployed, Activated	Comments	Rating Criterion
FCO		37	20	54%	0	1	16		OFDC Readiness: FCO Green Yellow Red Type 1 3+ 2 1 Type 2 4+ 3 2 Type 3 4 3 2 FDR 3 2 1
FDR		10	10	100%	0	0	0		
US&R		28	27	96%	0	1	0	• NM-TF1 (Red – Personnel shortages)	• Green = Available/FMC • Yellow = Available/PMC • Red = Out-of-Service • Blue = Assigned/Deployed
National IMAT		3	1	33%	0	0	2	• IMAT East 1 – Deployed to FEMA HQ • IMAT East 2 – Deployed to GA	• Green: 3 avail • Yellow: 1-2 avail • Red: 0 avail (<i>Individual N-IMAT red if 50% of Section Chiefs and/or Team Leader is unavailable for deployment.</i>)
Regional IMAT		13	9	69%	0	3	1	<u>Not Mission Capable (NMC):</u> • Regions IV-3, VI-1 & IX-1 <u>Deployed</u> • Region IX-2 to CA	• Green: 7 or more avail • Yellow: 4 - 6 teams available • Red: > 8 teams deployed/unavailable <i>R-IMAT also red if TL Ops/Log Chief is unavailable and has no qualified replacement</i>
MCOV		60	59	98%	0	1	0		• Green = 80 – 100% avail • Yellow = 60 – 79% avail • Red = 59% or below avail • Readiness remains 95%

FEMA Readiness – National/Regional Teams



National/Regional Teams									
Resource	Status	Total	FMC Available		Partially Available	Not Available	Deployed/ Activated	Comments	Rating Criterion
NWC		5	5	100%	0	0	Activated	Enhanced Watch (day shift only)	<div>• Green = FMC</div> <div>• Yellow = PMC</div> <div>• Red = NMC</div>
NRCC		2	344	89%	0	44	Not Activated		
HLT		1	N/A	N/A	0	0	Not Activated		
DEST							Not Activated		
RRCCs		10	10	100%	0	0	Not Activated		
RWCs/MOCs		10	10	100%	0	0	Not Activated	RIV RWC Returned to Watch/Steady State Feb 17	



FEMA

FEMA's mission is to support our citizens and first responders to ensure that as a nation we work together to build, sustain, and improve our capability to prepare for, protect against, respond to, recover from, and mitigate all hazards.