

The Disaster Center is dedicated to the idea that disaster mitigation is cost effective and individuals pursuing their own interest are the greatest potential force for disaster reduction.

Please consider making a small donation to the Disaster Center



When disaster mitigation is cost effective, we are on the road to bringing disasters to an end.



FEMA

Daily Operations Briefing

Monday, February 19, 2018

8:30 a.m. EST

Significant Activity – Feb 18-19



FEMA

Significant Events: None

Tropical Activity:

- Western Pacific – No activity affecting U.S. interests

Significant Weather:

- Heavy snow possible – Northern/Central/Southern Rockies & Northern/Central Plains
- Freezing rain – Central Plains through Great Lakes & Northeast
- Flash flooding possible – Great Lakes & Ohio Valley
- Elevated fire weather – NM, CO, OK, TX, and KS
- Red Flag Warnings – OK and TX
- Space Weather:
 - Past 24 hours: Minor; Geomagnetic storms reaching G1 level occurred
 - Next 24 hours: None

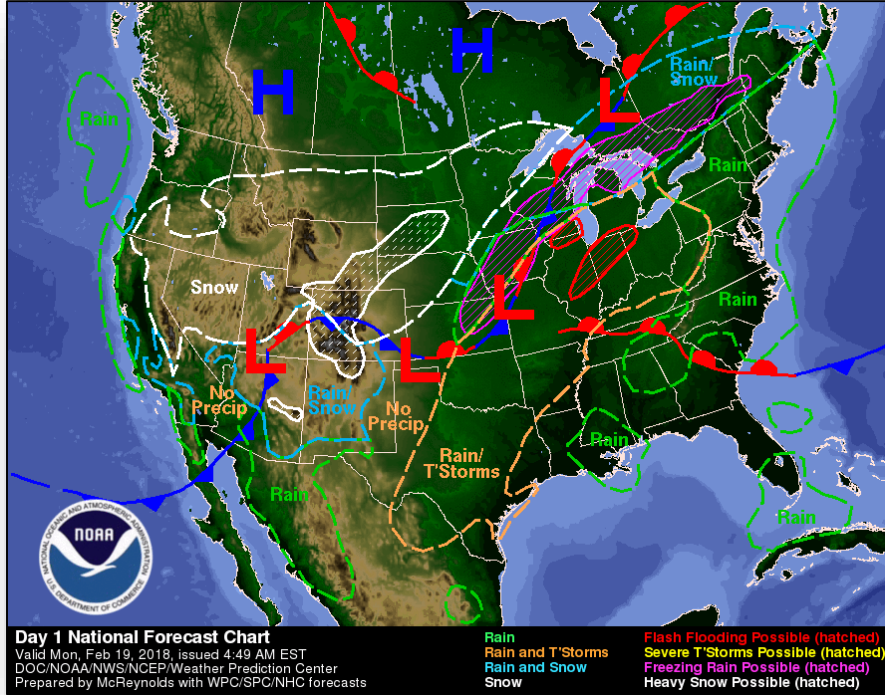
Earthquake Activity: No significant activity

Declaration Activity: None

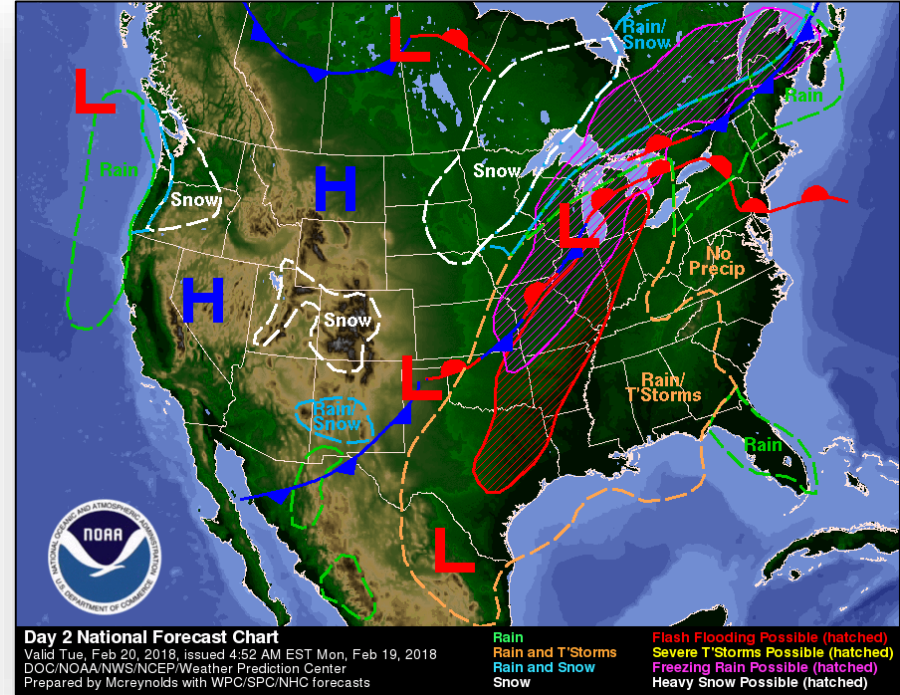
National Weather Forecast



FEMA



Today

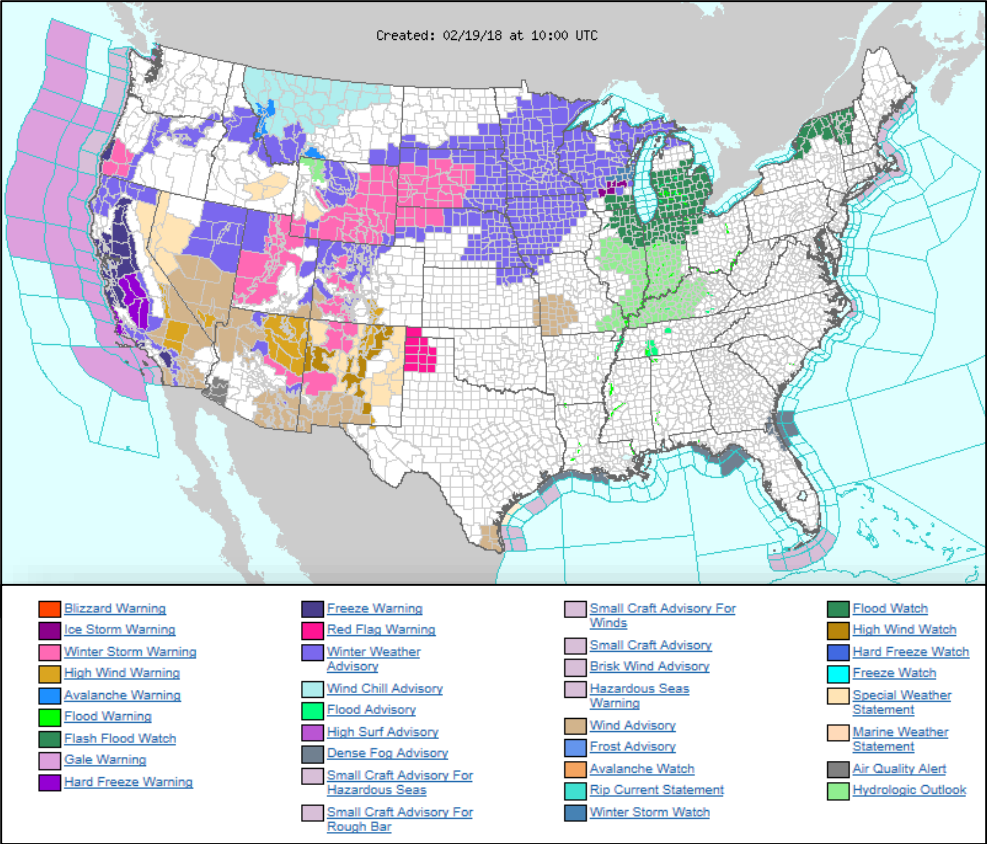


Tomorrow

Active Watches and Warnings



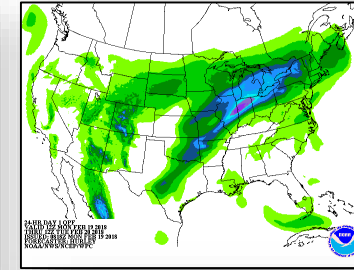
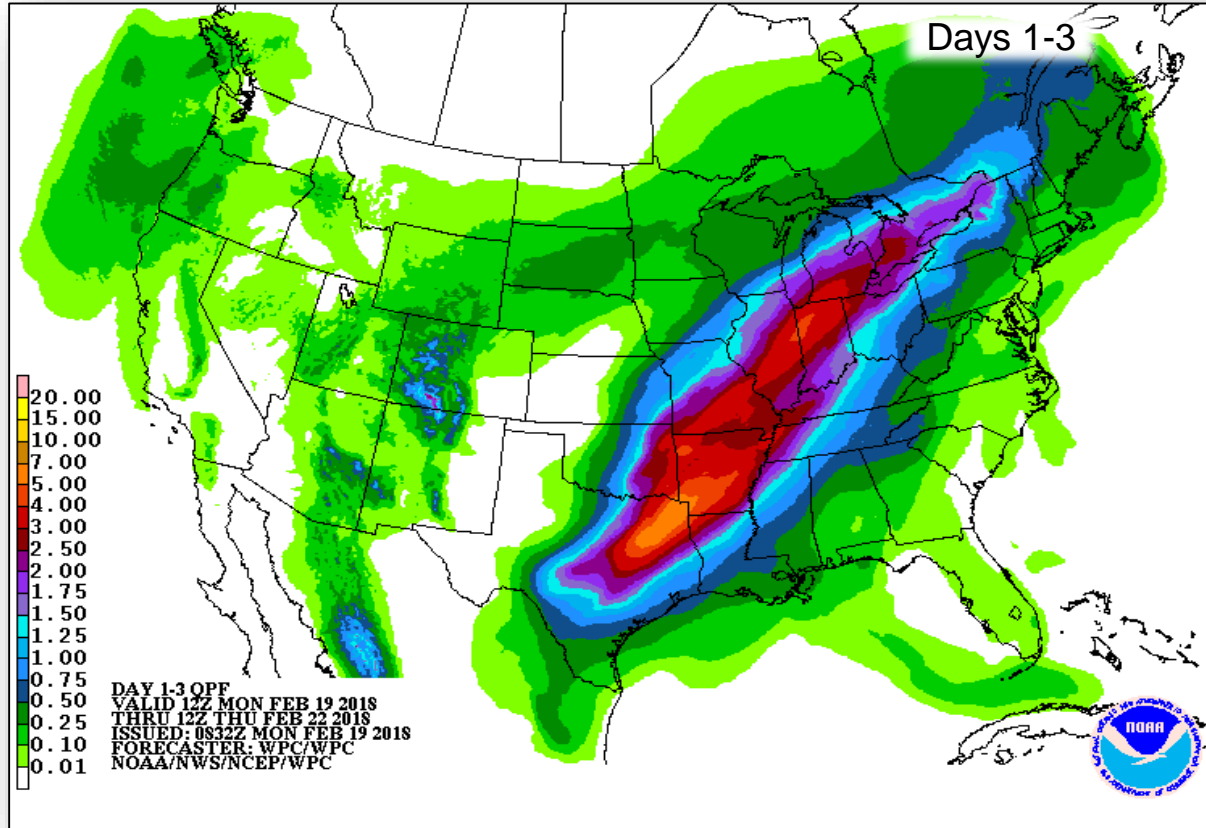
FEMA



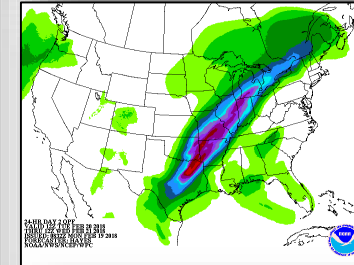
Precipitation Forecast



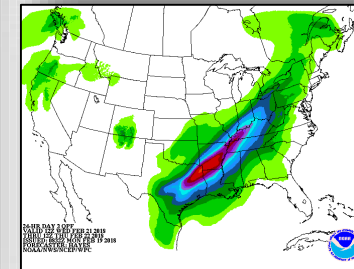
FEMA



Day 1



Day 2

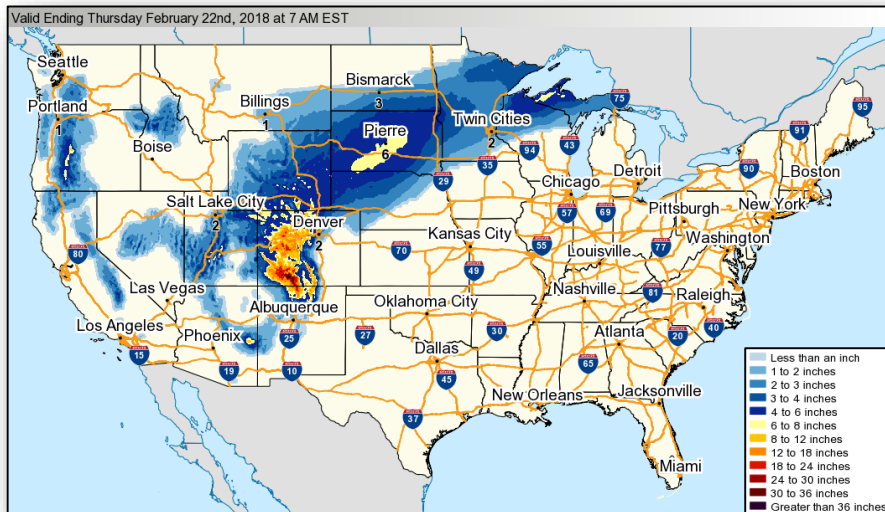


Day 3

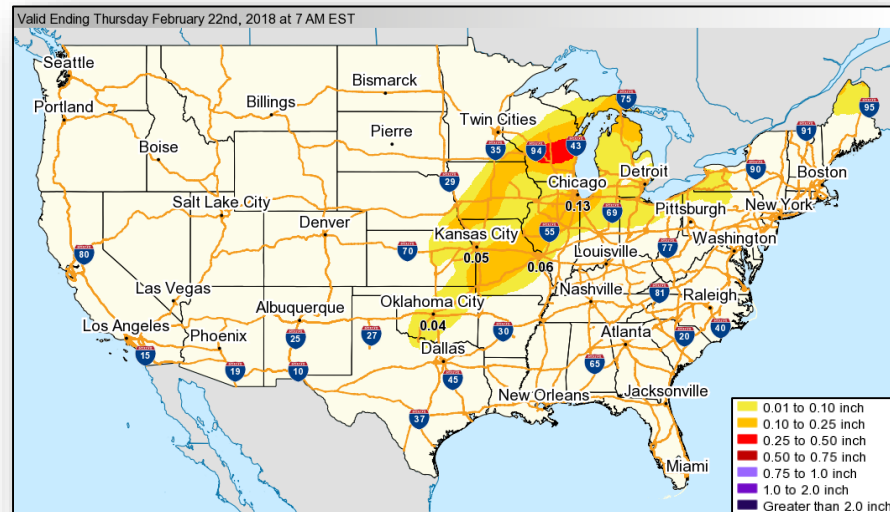
Winter Precipitation Outlook



FEMA



Forecast Snowfall

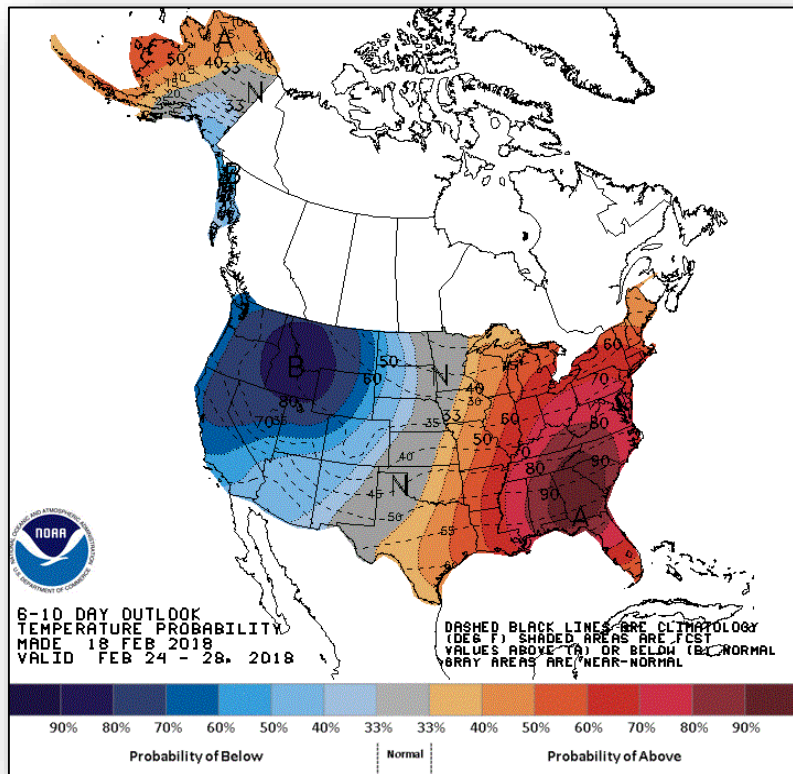


Forecast Ice Accumulation

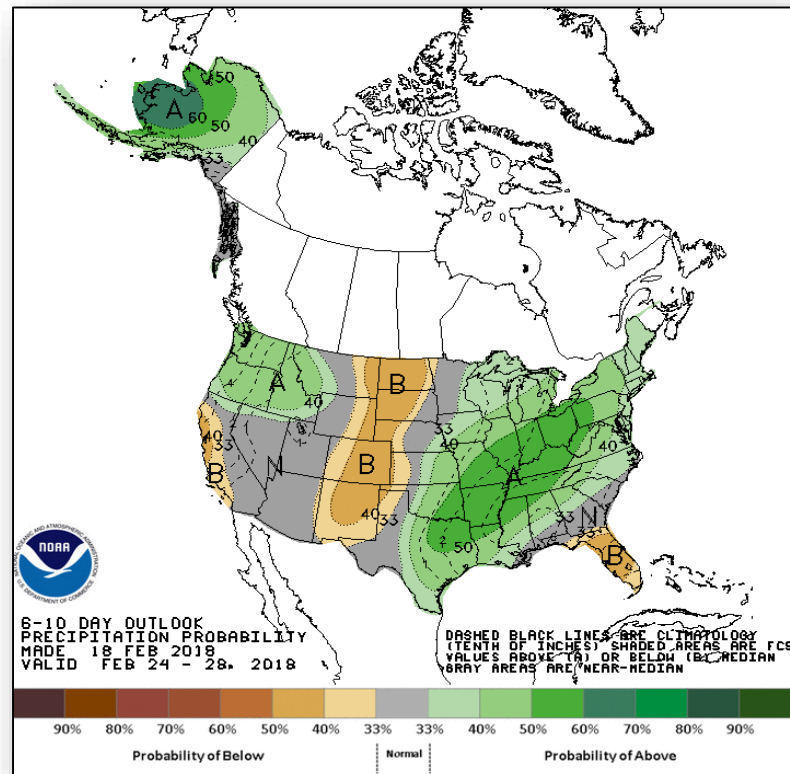
6-10 Day Outlooks



FEMA



6-10 Day Temperature Probability



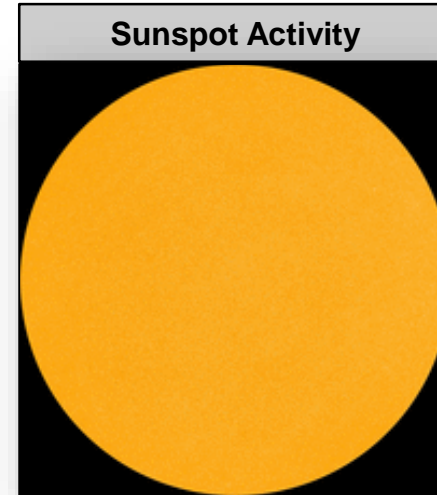

6-10 Day Precipitation Probability

Space Weather



FEMA

	Space Weather Activity	Geomagnetic Storms	Solar Radiation	Radio Blackouts
Past 24 Hours	Minor	G1	None	None
Next 24 Hours	None	None	None	None
For further information on NOAA Space Weather Scales refer to http://www.swpc.noaa.gov/noaa-scales-explanation				



Joint Preliminary Damage Assessments



FEMA

Region	State / Location	Event	IA / PA	Territory Wide		Start – End
				Requested	Completed	
IX	American Samoa	Tropical Cyclone Gita February 7, 2018 and continuing	IA	1	0	2/14 – TBD
			PA	1	0	2/14 – TBD

Disaster Requests & Declarations



FEMA

Declaration Requests in Process					Requests APPROVED (since last report)	Requests DENIED (since last report)
2	IA	PA	HM	Date Requested	0	0
AK – DR Severe Storm		X	X	January 25, 2018		
MT – (Appeal) Wildfires		X	X	January 26, 2018		

Readiness – Deployable Teams and Assets



FEMA

Resource	Force Strength	Available	Deployed	Other	Cadres with 25% or Less Availability
Total Workforce	11,657 (NC)	5,219 (NC) 44%	4,903 (NC)	1,535	DI 20% (16/82); EHP 21% (73/351); PA 25% (385/1,532); SEC 20% (20/102)
National IMATs* (3 Teams)	East 1: East 2: West:	B-2 Charlie B-48			
Regional IMATs (4 - 6 Teams)	Assigned: Available: PMC / NMC: Deployed:	13 6 (+1) 1 (-1) 6			
US&R (> 66%)	Assigned: Available: PMC / NMC: Deployed:	28 28 0 0			
MERS (> 66%)	Assigned: Available: NMC: Deployed:	36 34 0 2			
FCO (≤ 1 Type I)	Assigned: Available: PMC / NMC: Deployed:	35 9 3 23			
FDRC (≥ 3)	Assigned: Available: PMC / NMC: Deployed:	14 4 0 10	<div>As of 3:00 a.m. EST February 19, 2018</div>		

*B-2 Status: Assemble ≤ 2 hours, On Site ≤ 18 hours; B-48 Status: Assemble and deploy ≤ 48 hours; Charlie Status: No team assemble time requirement

FEMA Readiness – Activation Teams



FEMA

Resource	Status	Total	Status	Activated Team	Activation Level	Activation Times	Reason / Comments
NWC		5	Steady State				
NRCC		2	Available				
HLT		1	Available				
RWCs/MOCs		10	Steady State				
RRCCs		10	Available				

Backup Regions: VIII, III, & V



FEMA

FEMA's mission is to support our citizens and first responders to ensure that as a nation we work together to build, sustain, and improve our capability to prepare for, protect against, respond to, recover from, and mitigate all hazards.