

The Disaster Center is dedicated to the idea that disaster mitigation is cost effective and individuals pursuing their own interest are the greatest potential force for disaster reduction.

Please consider making a small donation to the Disaster Center



When disaster mitigation is cost effective, we are on the road to bringing disasters to an end.



FEMA

Daily Operations Briefing

Friday, February 20, 2015

8:30 a.m. EST

Significant Activity: Feb 19 – 20



Significant Events: No significant activity

Significant Weather:

- Much below normal temperatures – Eastern U.S.
- Freezing rain possible – Plains moving eastward to the Mid-Atlantic and Southeast U.S
- Flash flooding possible – MS, TN & OH valleys
- Critical Fire Weather / Red Flag Warnings: None
- Space Weather: No space weather observed and predicted for next 24hrs

Tropical Activity: No significant activity

FEMA Readiness: No significant changes

Disaster Activity: None

Open JFOs Friday, February 20, 2015



FEMA

Days Open # Days Till Close

JFO	Event Nbr	Date Opened	Est Closed Date▲	Op Period End	# of Counties Declared	Level	# of JFO Staff	0 30 60 90 120 150 180 210 240 270 300 330 360 390 420 450
Hawaii	4201	11/04/2014		01/08/2015	1	III	28	107 0
Vermont	4207	02/03/2015			10	III	0	16 0
Mississippi	4205	01/13/2015	02/27/2015	02/04/2015	1	III	27	37 8 45
Iowa	4184	07/24/2014	02/27/2015	12/19/2014	26	III	19	210 8 218
California	4193	09/15/2014	02/27/2015	01/29/2015	2	III	47	157 8 165
Other	4206	01/27/2015	03/27/2015	02/11/2015	0	III	0	23 36 59
Missouri	4200	10/31/2014	04/30/2015	01/16/2015	20	III	73	111 70 181
New York	4204	01/05/2015	04/30/2015	02/24/2015	9	III	60	45 70 115

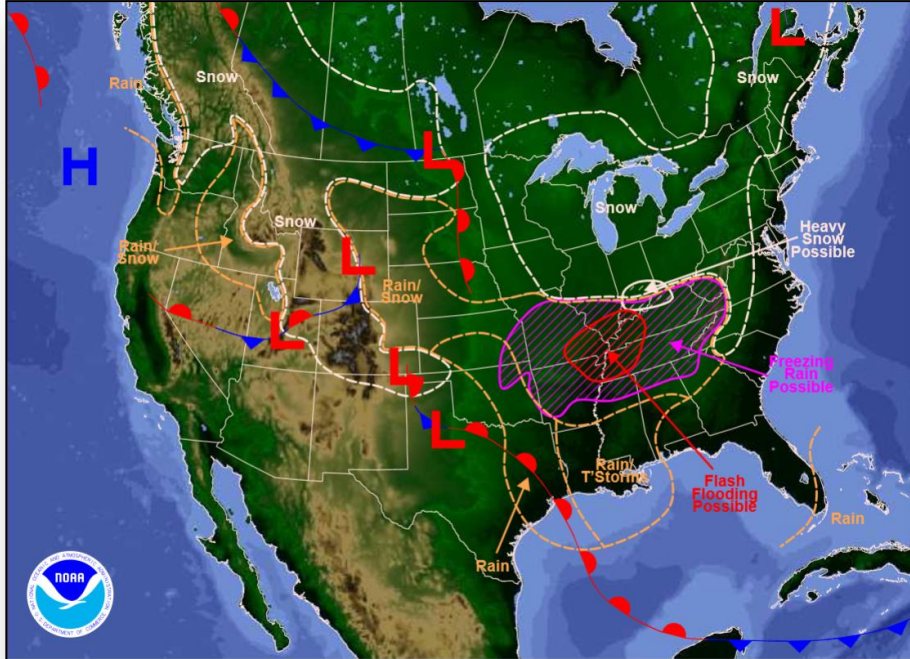
Virtual JFOs: CA, IA, MO, MS

Joint Preliminary Damage Assessments



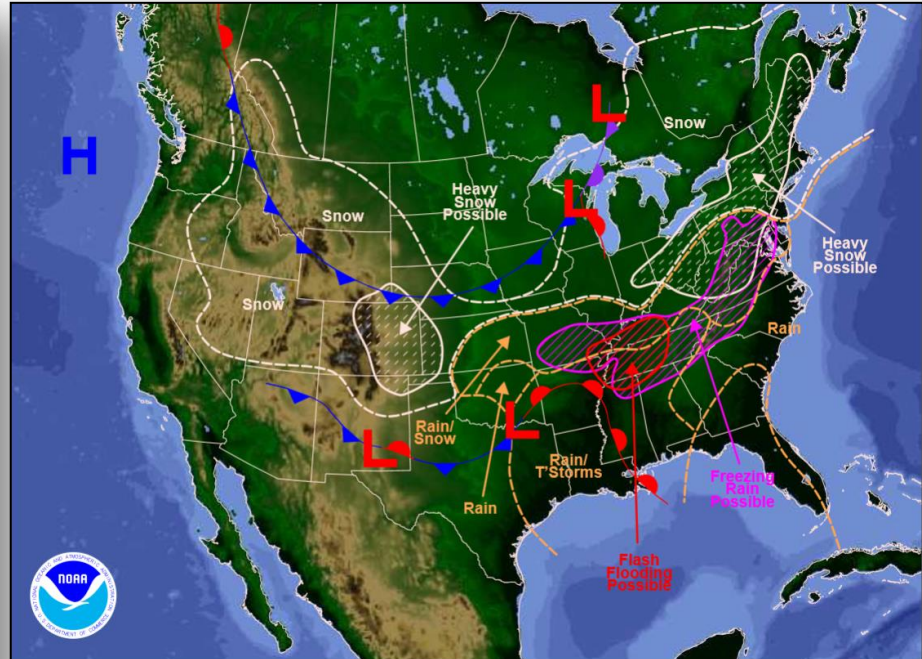
Region	State / Location	Event	IA/PA	Number of Counties		Start – End
				Requested	Complete	
I	NH	January Blizzard January 25, 2015	PA	3	0	02/11 – TBD
I	RI	January Blizzard January 25, 2015	PA	5	0	02/11 – TBD
I	CT	January Blizzard January 25, 2015	PA	3	0	02/24 – TBD
I	MA	January Blizzard January 25, 2015	PA	10	0	02/17 – TBD
I	ME	January Blizzard January 25, 2015	PA	4	0	02/19 – TBD

National Weather Forecast



Weather Forecast for Fri, Feb 20, 2015, issued 3:57 AM EST
DOC/NOAA/NWS/NCEP/Weather Prediction Center
Prepared by Santorelli based on WPC, SPC and NHC forecasts

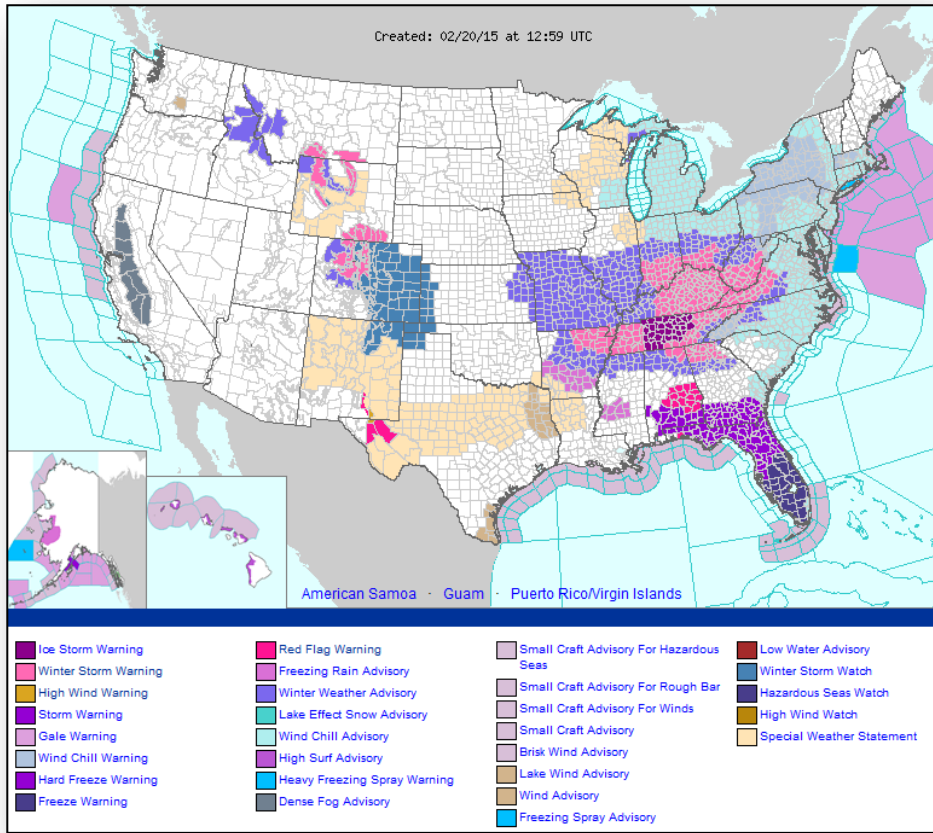
Today



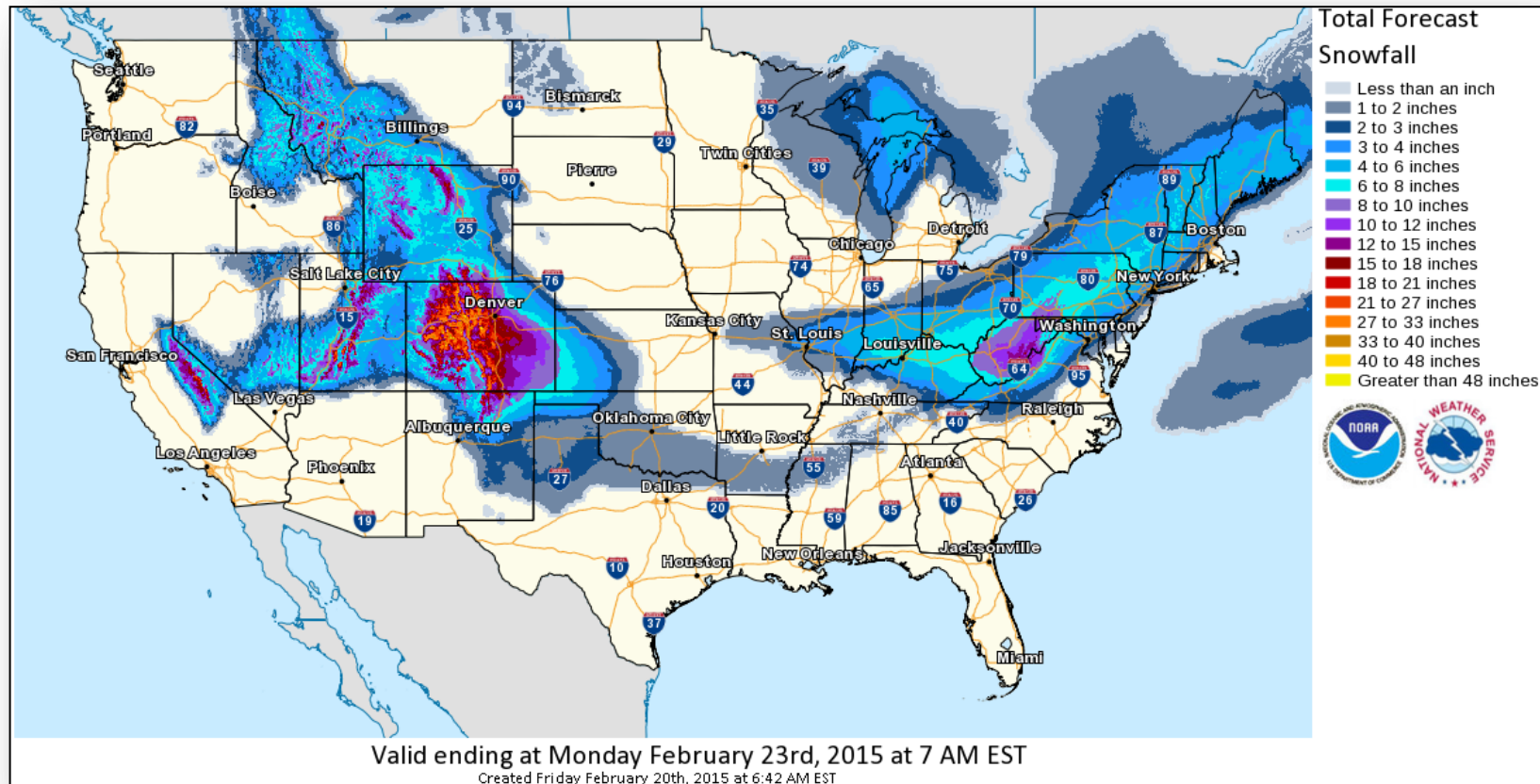
Weather Forecast for Sat, Feb 21, 2015, issued 4:00 AM EST Fri, Feb 20, 2015
DOC/NOAA/NWS/NCEP/Weather Prediction Center
Prepared by Santorelli based on WPC, SPC and NHC forecasts

Tomorrow

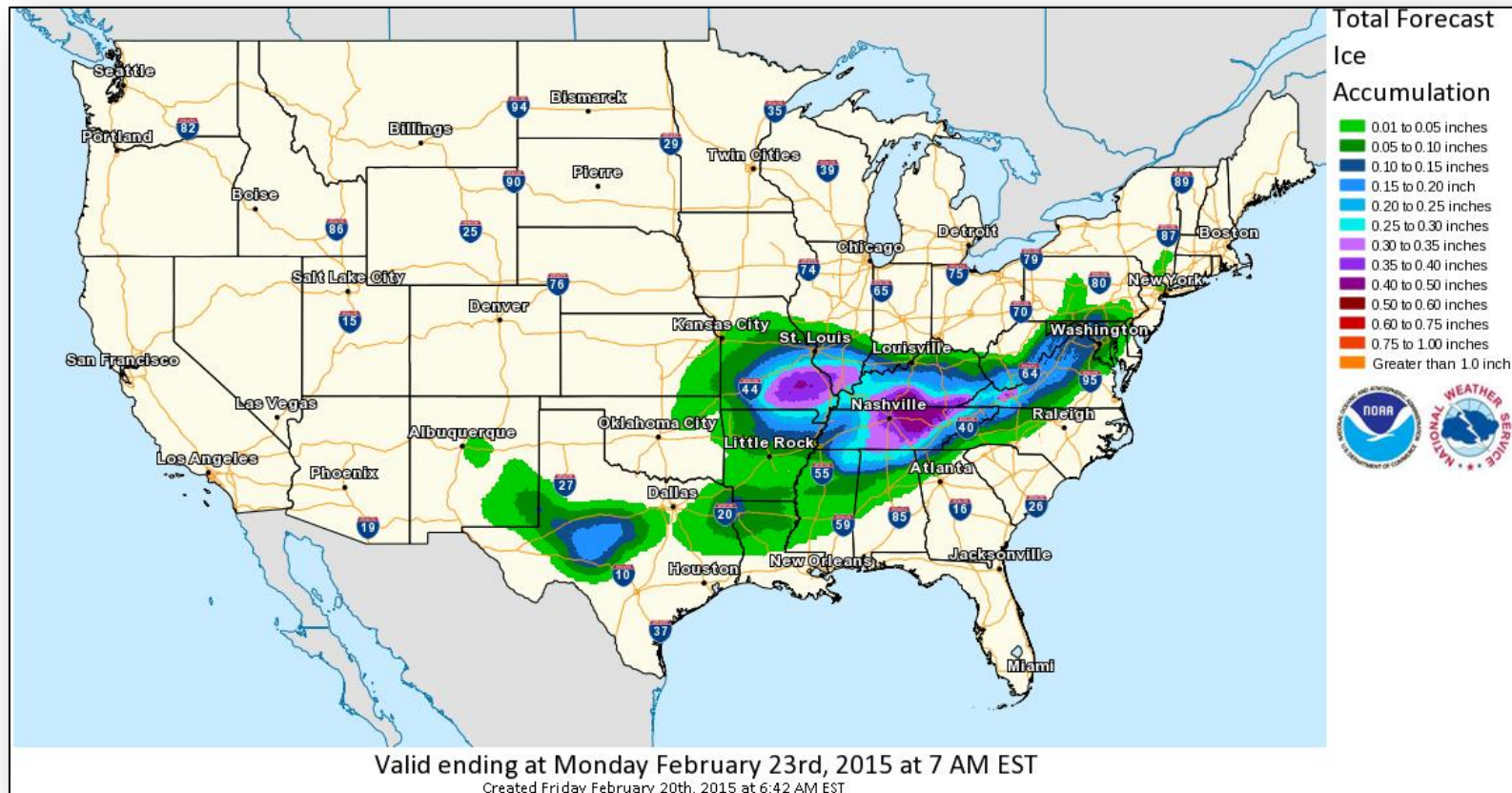
Active Watches/Warnings



Total Forecast Snowfall



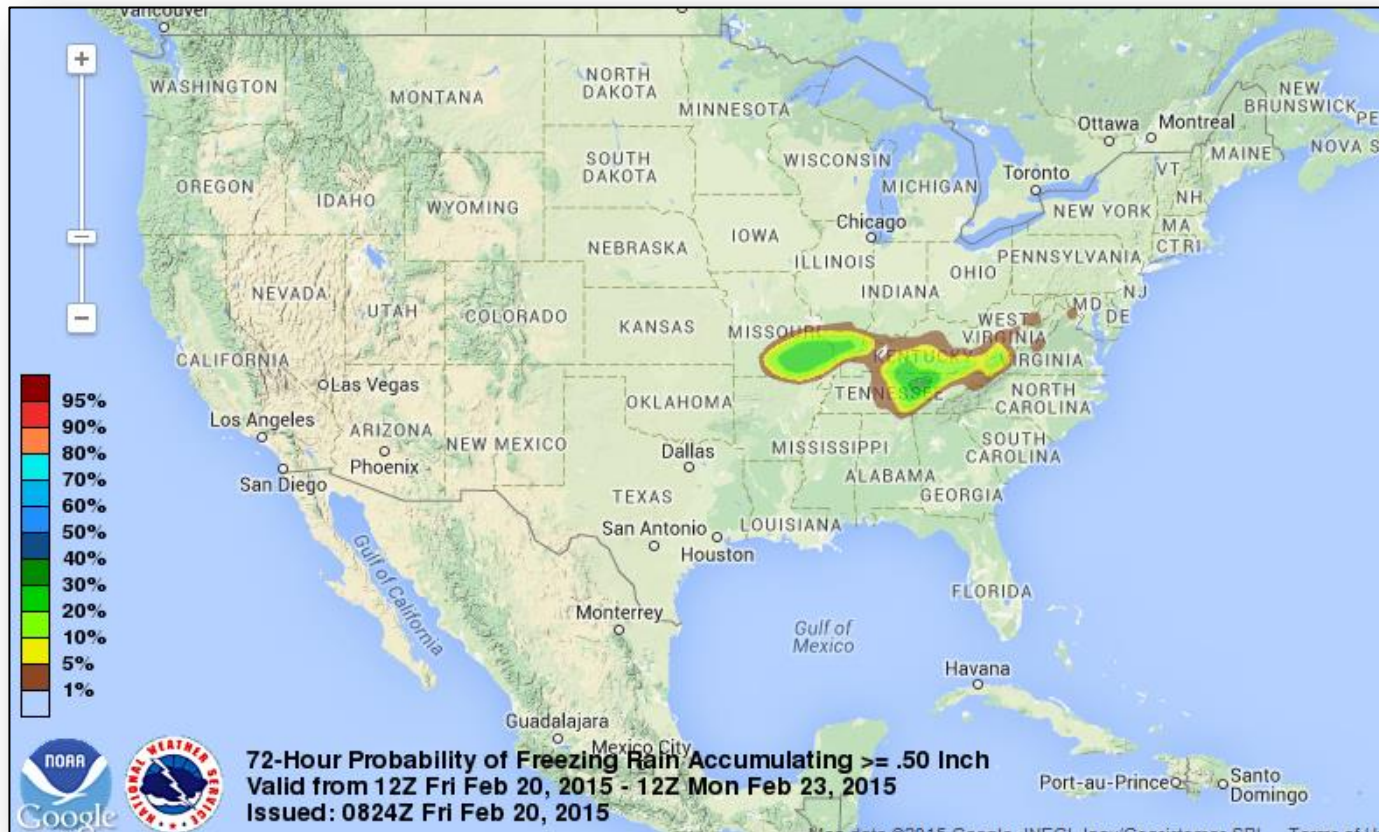
Total Forecast Ice



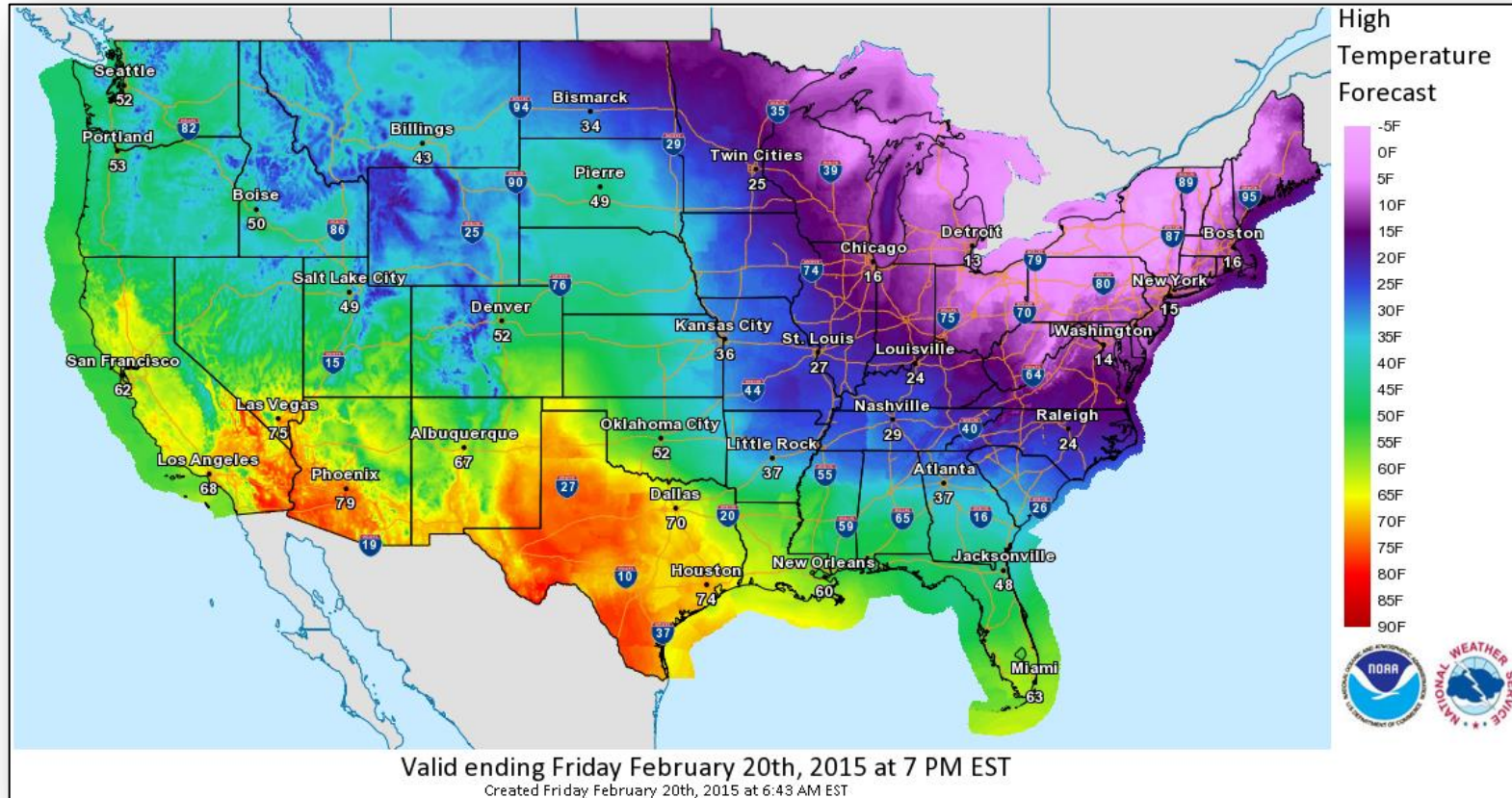
72-hour Probability of Freezing Rain $\geq .50''$



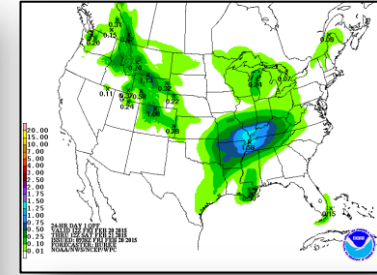
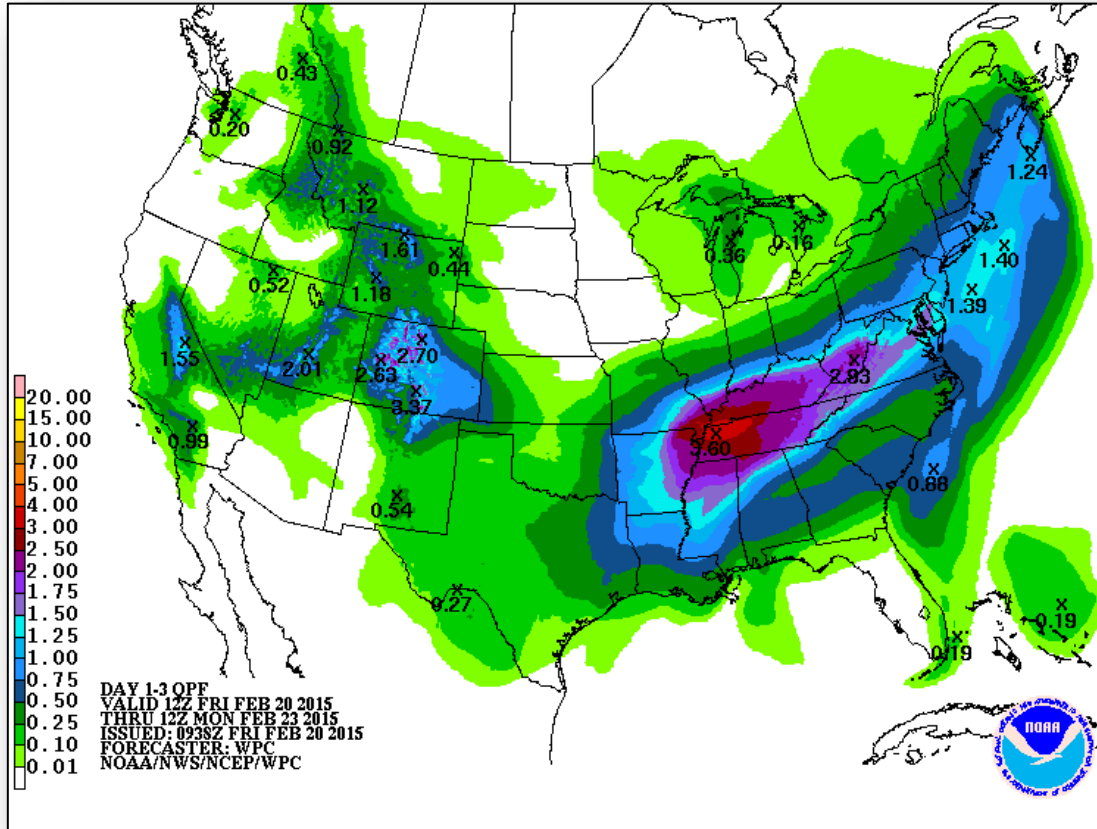
FEMA



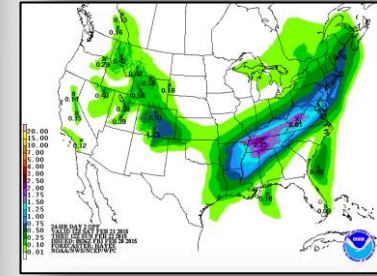
Today's High Temperatures



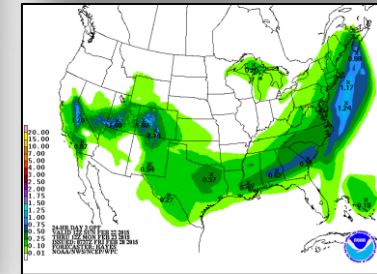
Precipitation Forecast – 3 Day



Day 1

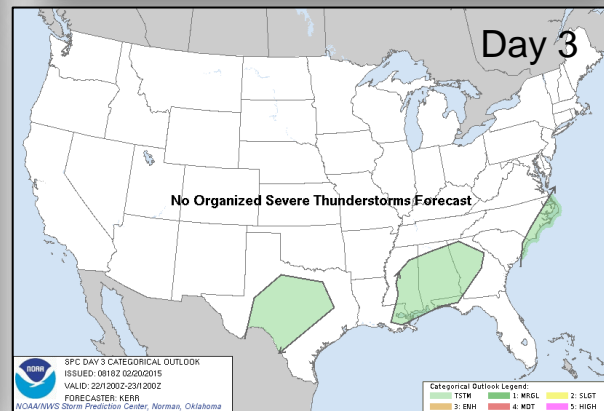
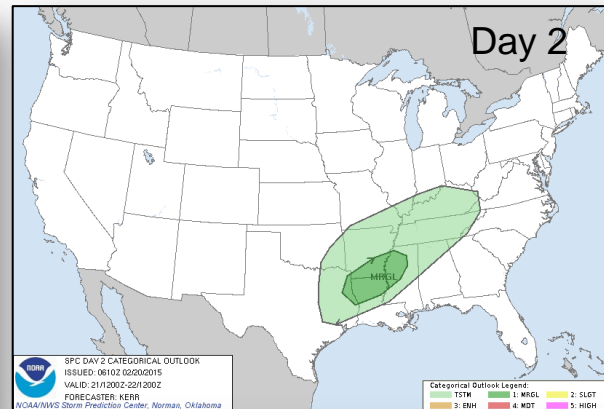
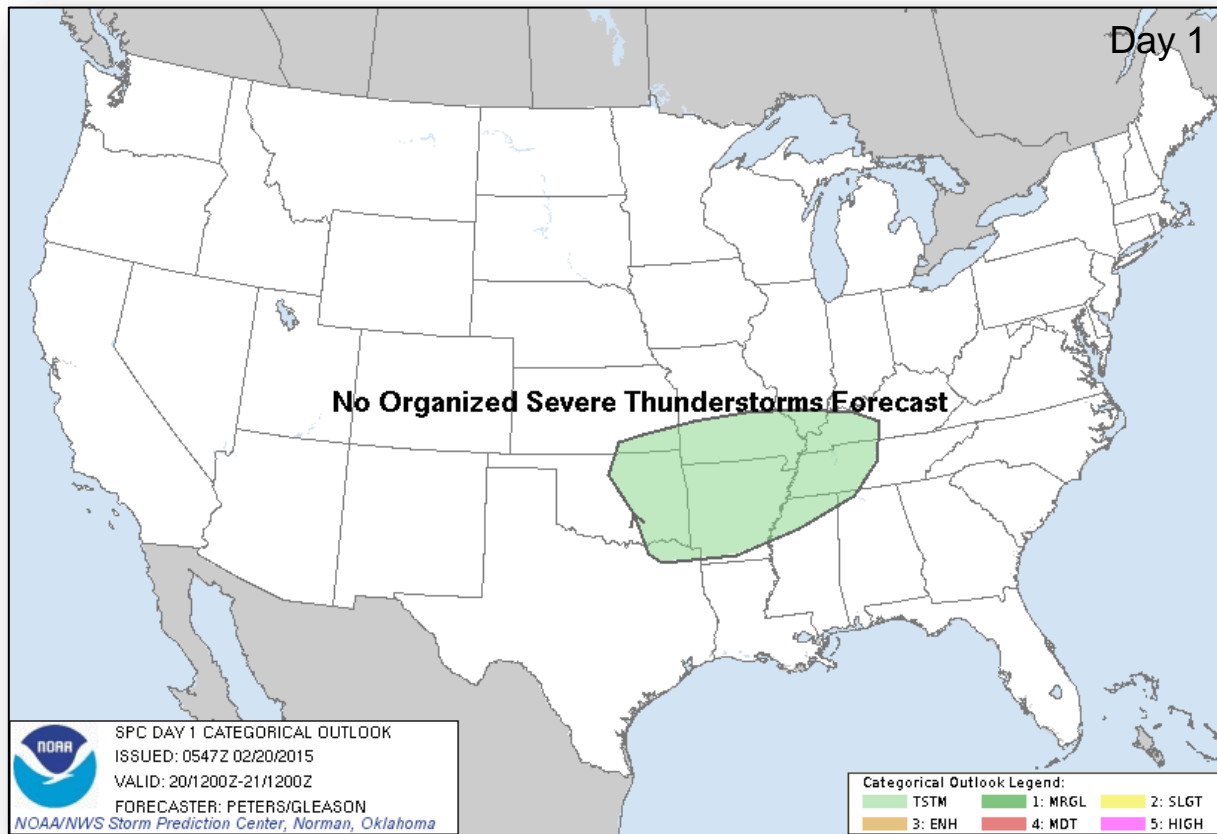


Day 2

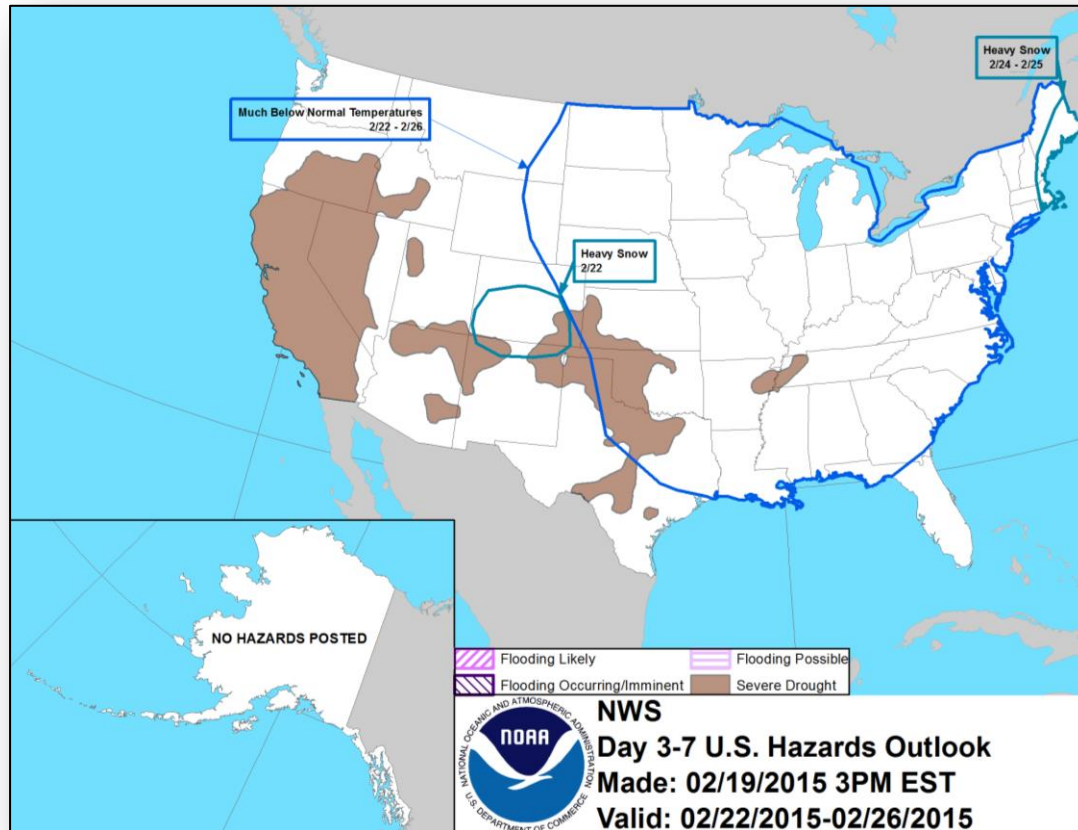


Day 3

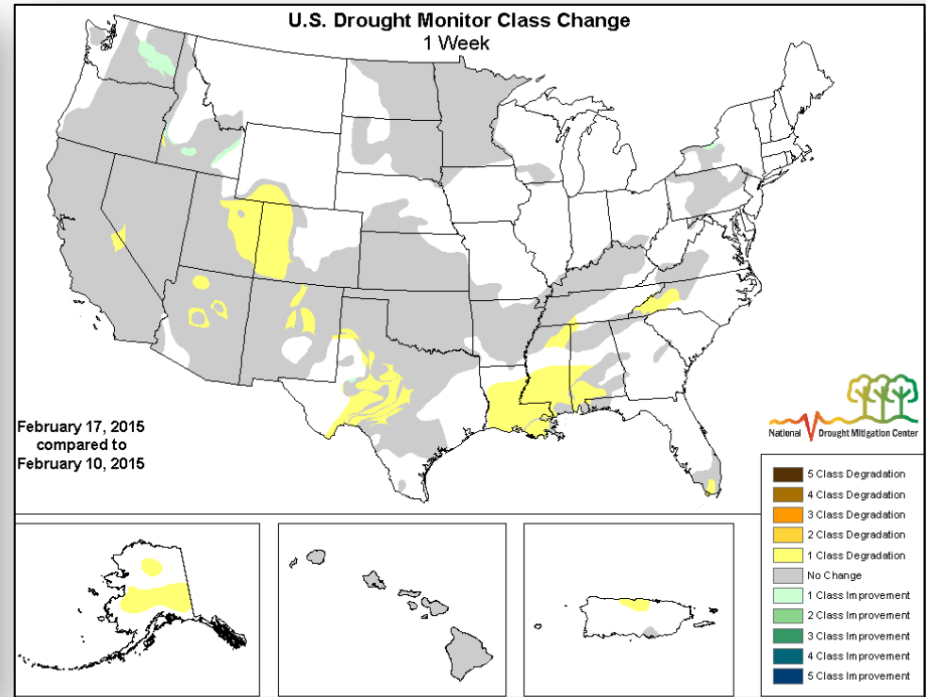
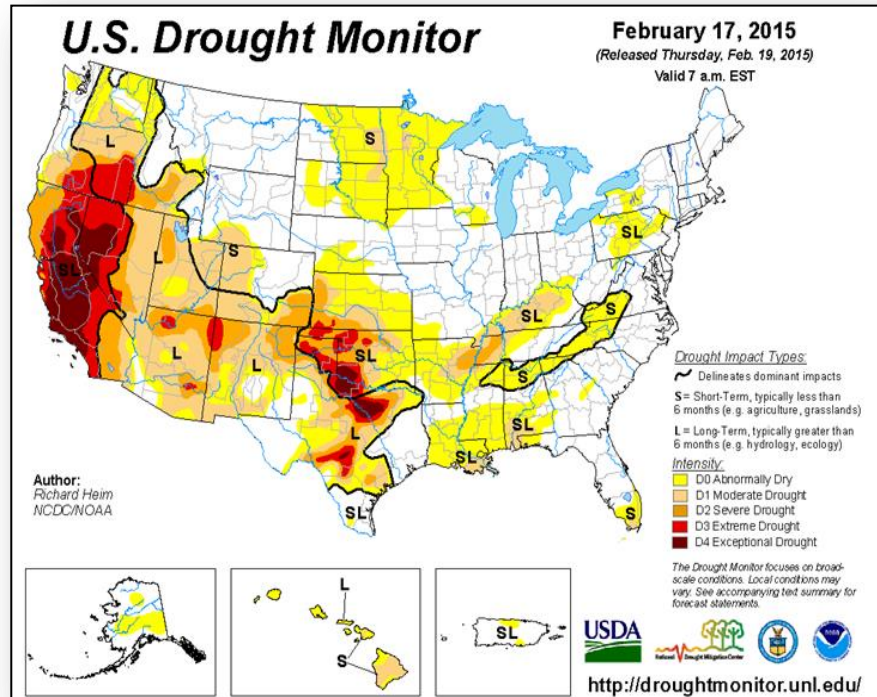
Convective Outlook, Days 1 – 3



Hazard Outlook: Feb 22 – 26

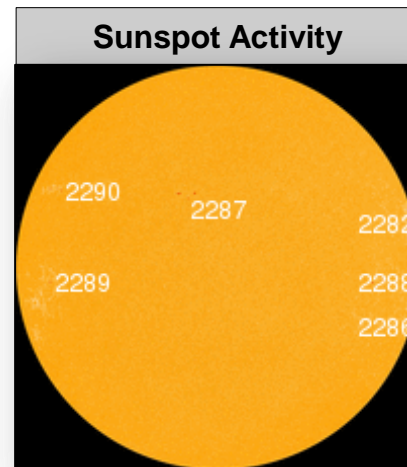
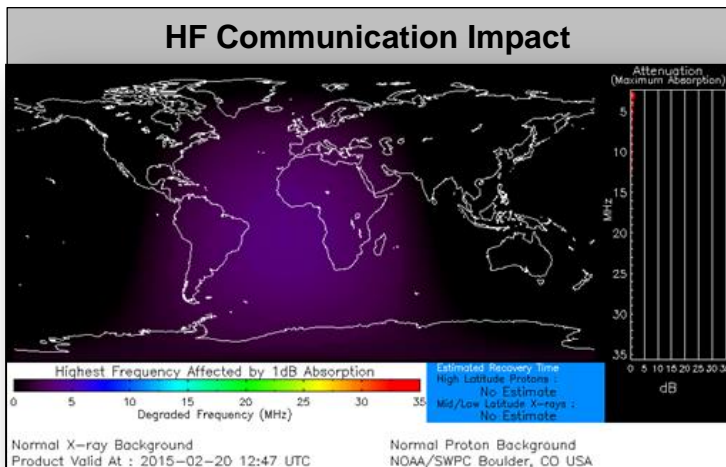


U.S. Drought Monitor



Space Weather

NOAA Scales Activity (Range: 1/minor to 5/extreme)	Past 24 Hours	Current	Next 24 Hours
Space Weather Activity:	None	None	None
• Geomagnetic Storms	None	None	None
• Solar Radiation Storms	None	None	None
• Radio Blackouts	None	None	None



FEMA Readiness – Deployable Teams /Assets



Deployable Teams/Assets									
Resource	Status	Total	FMC Available		Partially Available	Not Available	Detailed, Deployed, Activated	Comments	Rating Criterion
FCO		37	20	54%	0	1	16		OFDC Readiness: FCO Green Yellow Red Type 1 3+ 2 1 Type 2 4+ 3 2 Type 3 4 3 2 FDCR 3 2 1
FDRC		10	10	100%	0	0	0		
US&R		28	27	96%	0	1	0	• NM-TF1 (Red – Personnel shortages)	• Green = Available/FMC • Yellow = Available/PMC • Red = Out-of-Service • Blue = Assigned/Deployed
National IMAT		3	1	33%	0	0	2	• IMAT East 1 – Deployed to FEMA HQ • IMAT East 2 – Deployed to GA	• Green: 3 avail • Yellow: 1-2 avail • Red: 0 avail (<i>Individual N-IMAT red if 50% of Section Chiefs and/or Team Leader is unavailable for deployment.</i>)
Regional IMAT		13	9	69%	0	3	1	<u>Not Mission Capable (NMC):</u> • Regions IV-3, VI-1 & IX-1 <u>Deployed</u> • Region IX-2 to CA	• Green: 7 or more avail • Yellow: 4 - 6 teams available • Red: > 8 teams deployed/unavailable <i>R-IMAT also red if TL Ops/Log Chief is unavailable and has no qualified replacement</i>
MCOV		60	59	98%	0	1	0		• Green = 80 – 100% avail • Yellow = 60 – 79% avail • Red = 59% or below avail • Readiness remains 95%

FEMA Readiness – National/Regional Teams



National/Regional Teams									
Resource	Status	Total	FMC Available		Partially Available	Not Available	Deployed/ Activated	Comments	Rating Criterion
NWC		5	5	100%	0	0	Activated	Enhanced Watch (day shift only)	<div>• Green = FMC</div> <div>• Yellow = PMC</div> <div>• Red = NMC</div>
NRCC		2	344	89%	0	44	Not Activated		
HLT		1	N/A	N/A	0	0	Not Activated		
DEST							Not Activated		
RRCCs		10	10	100%	0	0	Not Activated		
RWCs/MOCs		10	10	100%	0	0	Not Activated		



FEMA

FEMA's mission is to support our citizens and first responders to ensure that as a nation we work together to build, sustain, and improve our capability to prepare for, protect against, respond to, recover from, and mitigate all hazards.