

The Disaster Center is dedicated to the idea that disaster mitigation is cost effective and individuals pursuing their own interest are the greatest potential force for disaster reduction.

Please consider making a small donation to the Disaster Center



When disaster mitigation is cost effective, we are on the road to bringing disasters to an end.



FEMA

Daily Operations Briefing

Sunday, February 22, 2015

8:30 a.m. EST

Significant Activity: Feb 21 – 22



Significant Events: Winter Weather – Plains to Mid-Atlantic (*Final*)

Significant Weather:

- Heavy snow possible – Central Rockies to the Southern Plains
- Below average temperatures (wind chill values of -20F to -35F) – Upper Mississippi Valley and Great Lakes
- Flood Warnings – Portions of Lower Middle Mississippi Valley & Tennessee/Ohio Valleys
- Elevated Fire Weather/Red Flag Warnings: None
- Space Weather: No space weather storms observed or predicted

Tropical Activity: No significant activity

FEMA Readiness: No significant changes

Disaster Activity: None

Winter Weather – Plains to Mid-Atlantic (*Final*)



Situation Feb 20-22:

- Snow, ice, and freezing rain impacted portions of the Ohio/Tennessee valleys and into the Mid-Atlantic

Impact

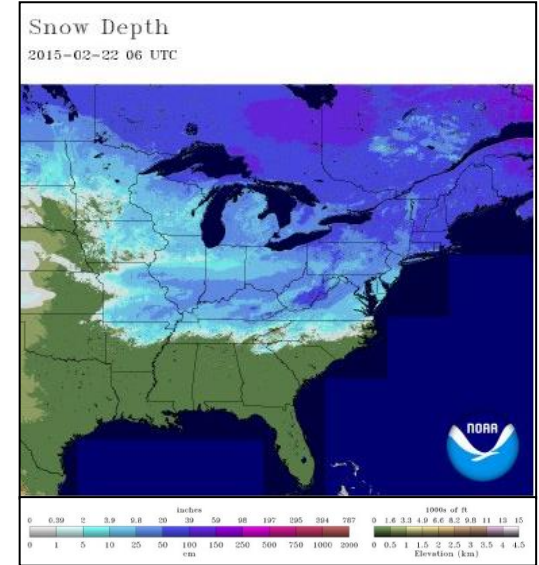
- No shortfalls or unmet needs reported; no requests for FEMA assistance
- Sporadic power outages and hazardous road conditions continue
- Approx. 18k customers remain w/out power across Regions III – VI (*Eagle-I DOE, as of 8:30 am EST*)
- Shelters: TN - 9 shelters, 229 occupants; elsewhere, nothing significant

State/Local Response:

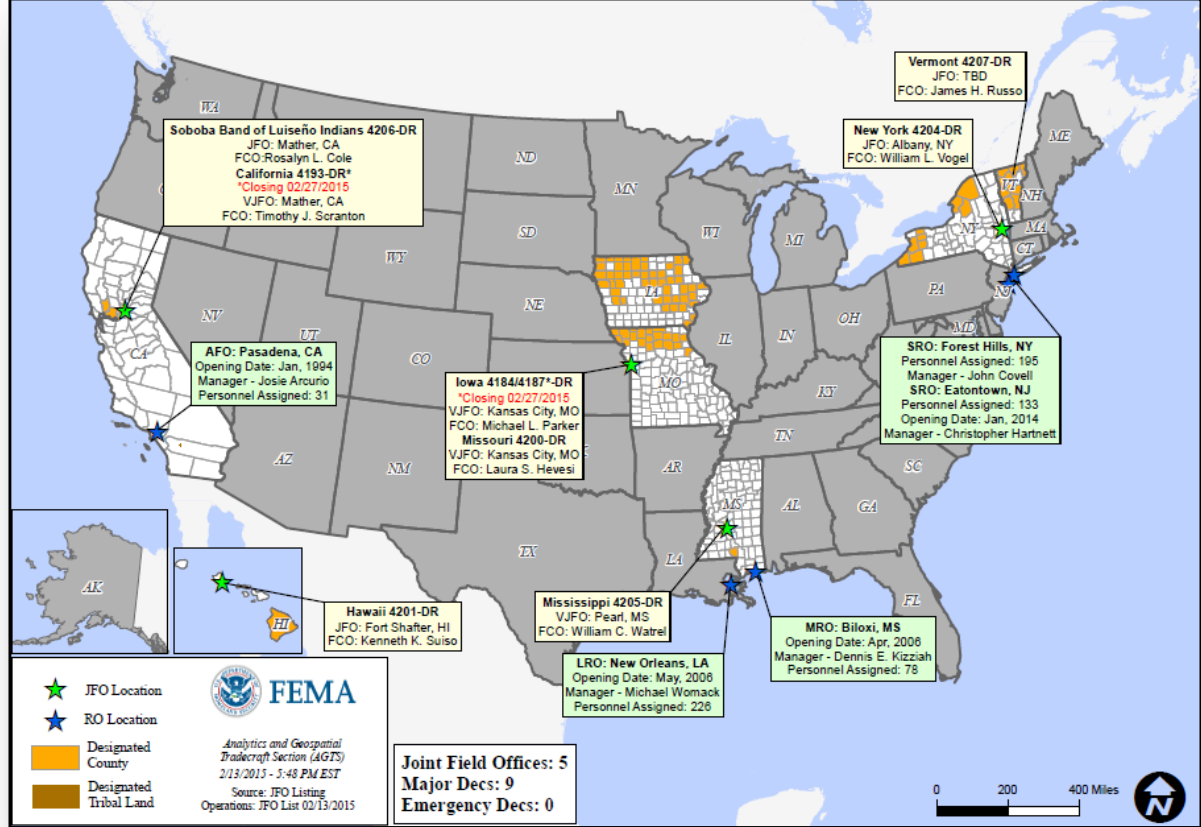
- TN EOC is Fully Activated; EOCs are partially activated in VA, MD, KY and all others are at Normal Operations
- LNOs remain deployed to MS, KY, NC, and TN; available, if needed
- Feb 16 and continuing - A State of Emergency remains in effect for TN and KY

FEMA Response:

- All Regions remain at Normal Operations; all affected RWCs are monitoring
- NRCC is not activated; NWC is Monitoring



Open Field Offices as of February 22

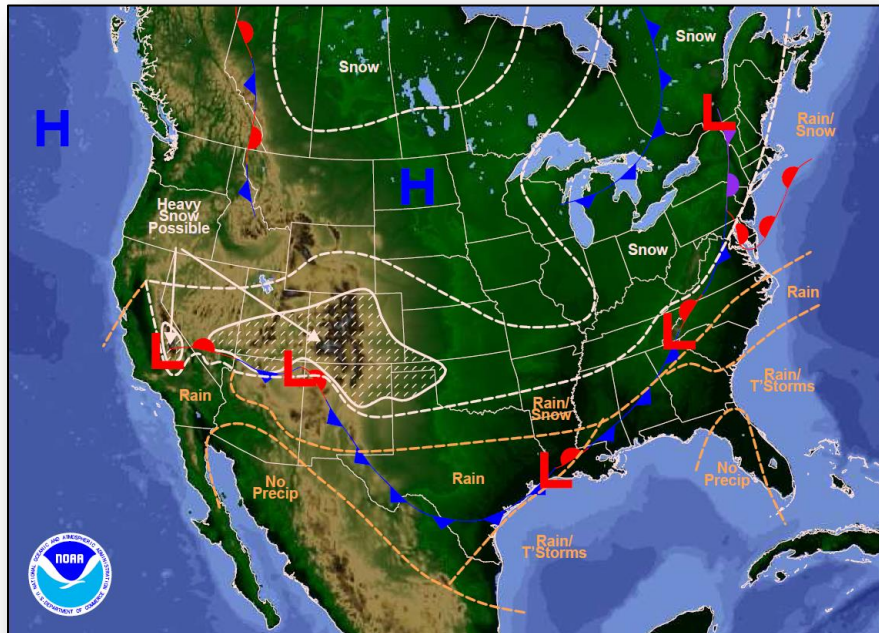


Joint Preliminary Damage Assessments



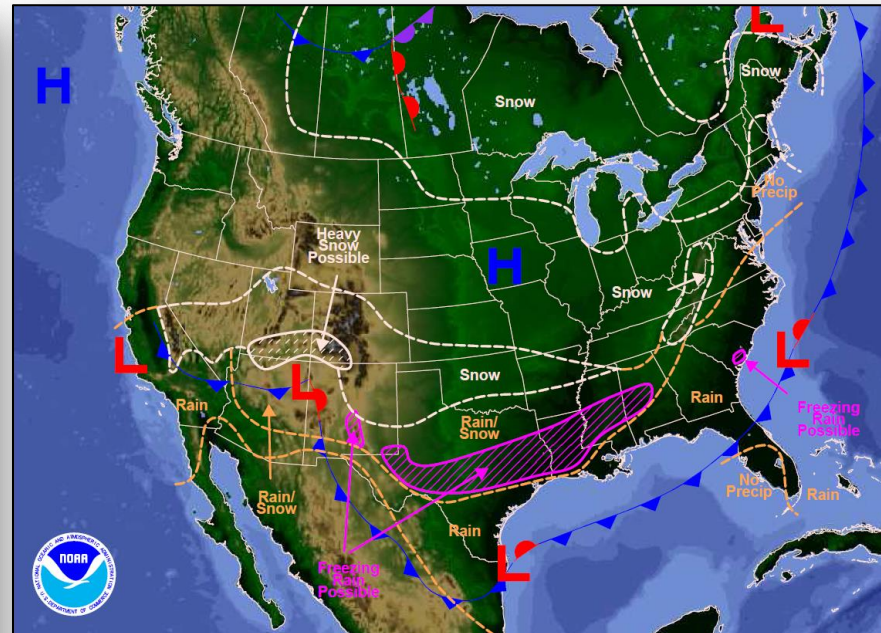
| Region | State / Location | Event | IA/PA | Number of Counties | | Start – End |
|--------|------------------|--------------------------------------|-------|--------------------|----------|-------------|
| | | | | Requested | Complete | |
| I | NH | January Blizzard January 25, 2015 | PA | 3 | 0 | 02/11 – TBD |
| I | RI | January Blizzard January 25, 2015 | PA | 5 | 0 | 02/11 – TBD |
| I | CT | January Blizzard January 25, 2015 | PA | 3 | 0 | 02/24 – TBD |
| I | MA | January Blizzard January 25, 2015 | PA | 10 | 0 | 02/17 – TBD |
| I | ME | January Blizzard January 25, 2015 | PA | 4 | 0 | 02/19 – TBD |

National Weather Forecast



Weather Forecast for Sun, Feb 22, 2015, issued 3:25 AM EST
DOC/NOAA/NWS/NCEP/Weather Prediction Center
Prepared by McCreynolds based on WPC, SPC and NHC forecasts

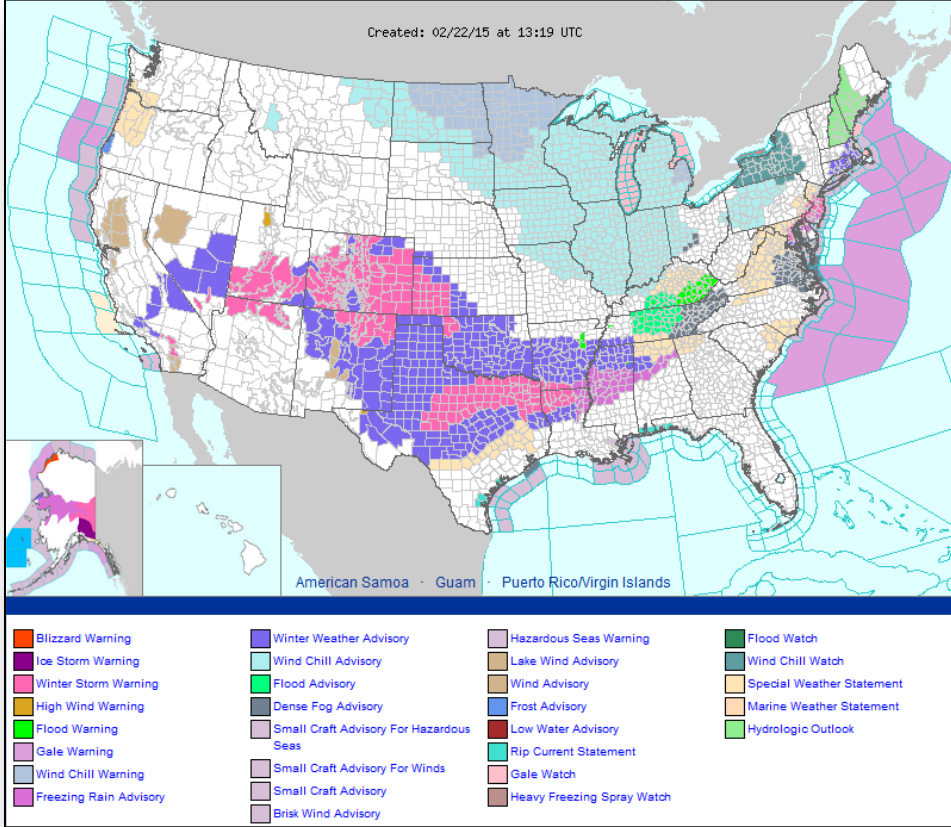
Today



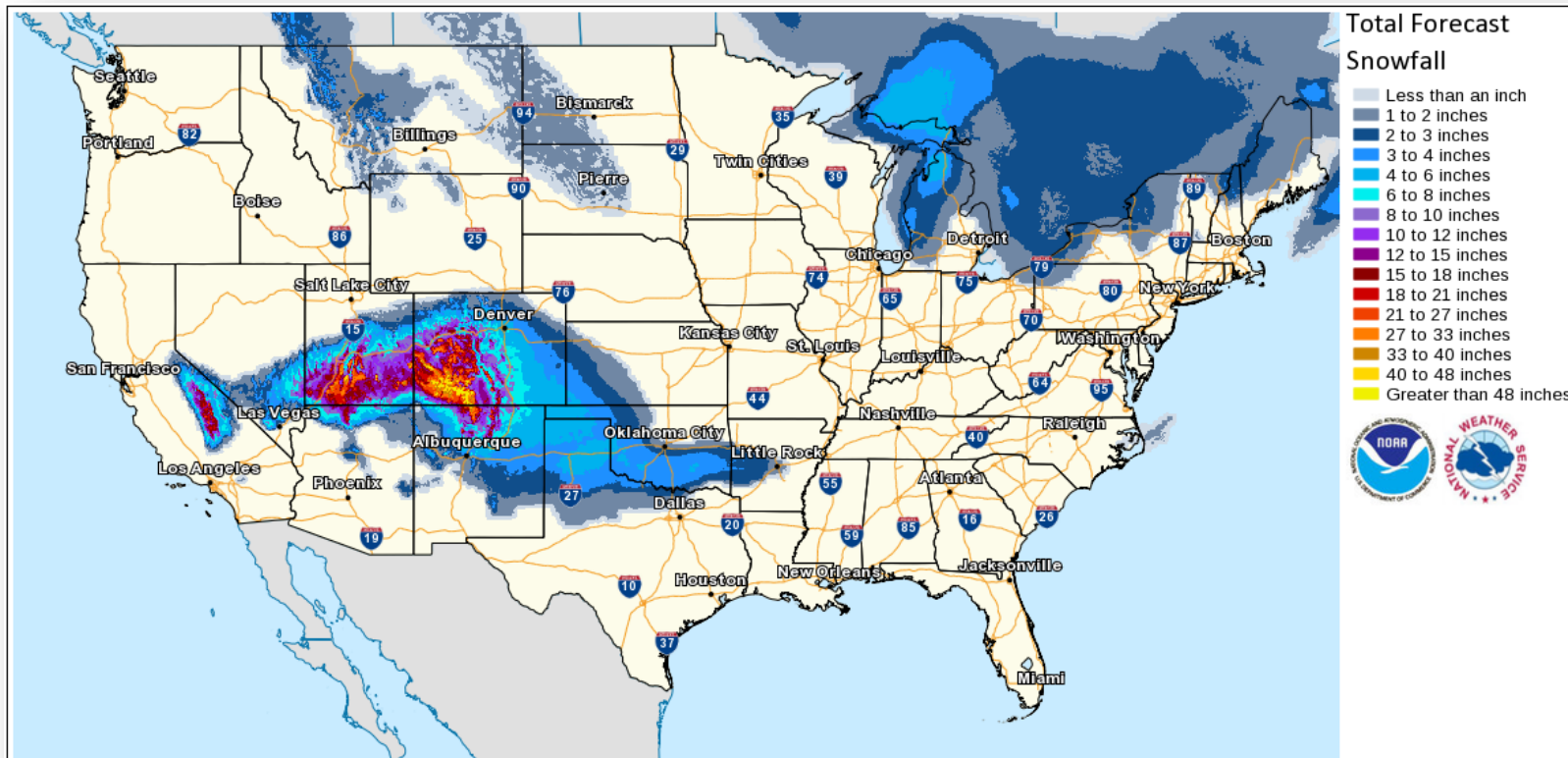
Weather Forecast for Mon, Feb 23, 2015, issued 4:27 AM EST Sun, Feb 22, 2015
DOC/NOAA/NWS/NCEP/Weather Prediction Center
Prepared by McCreynolds based on WPC, SPC and NHC forecasts

Tomorrow

Active Watches/Warnings



Total Forecast Snowfall

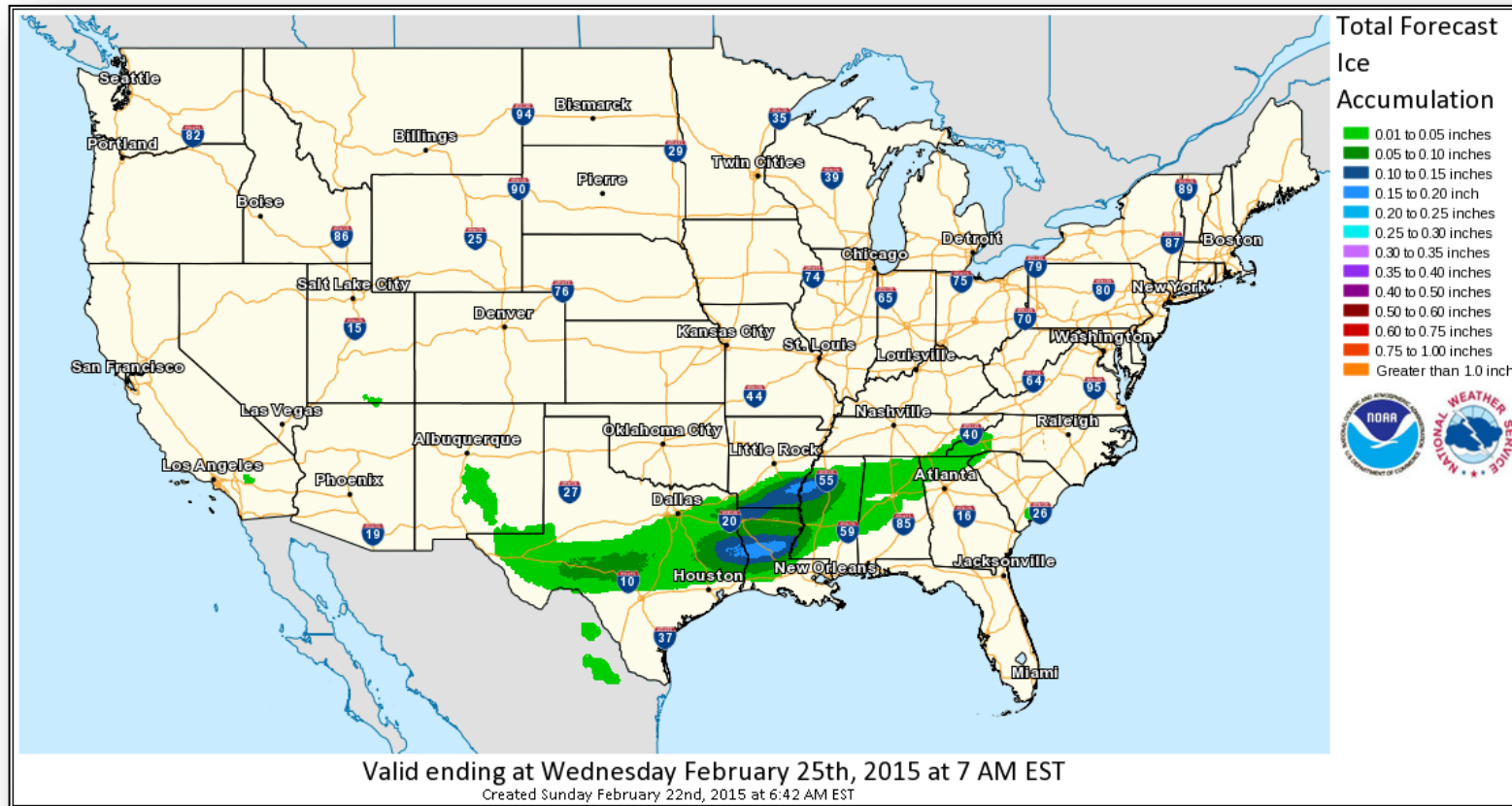


Valid ending at Wednesday February 25th, 2015 at 7 AM EST

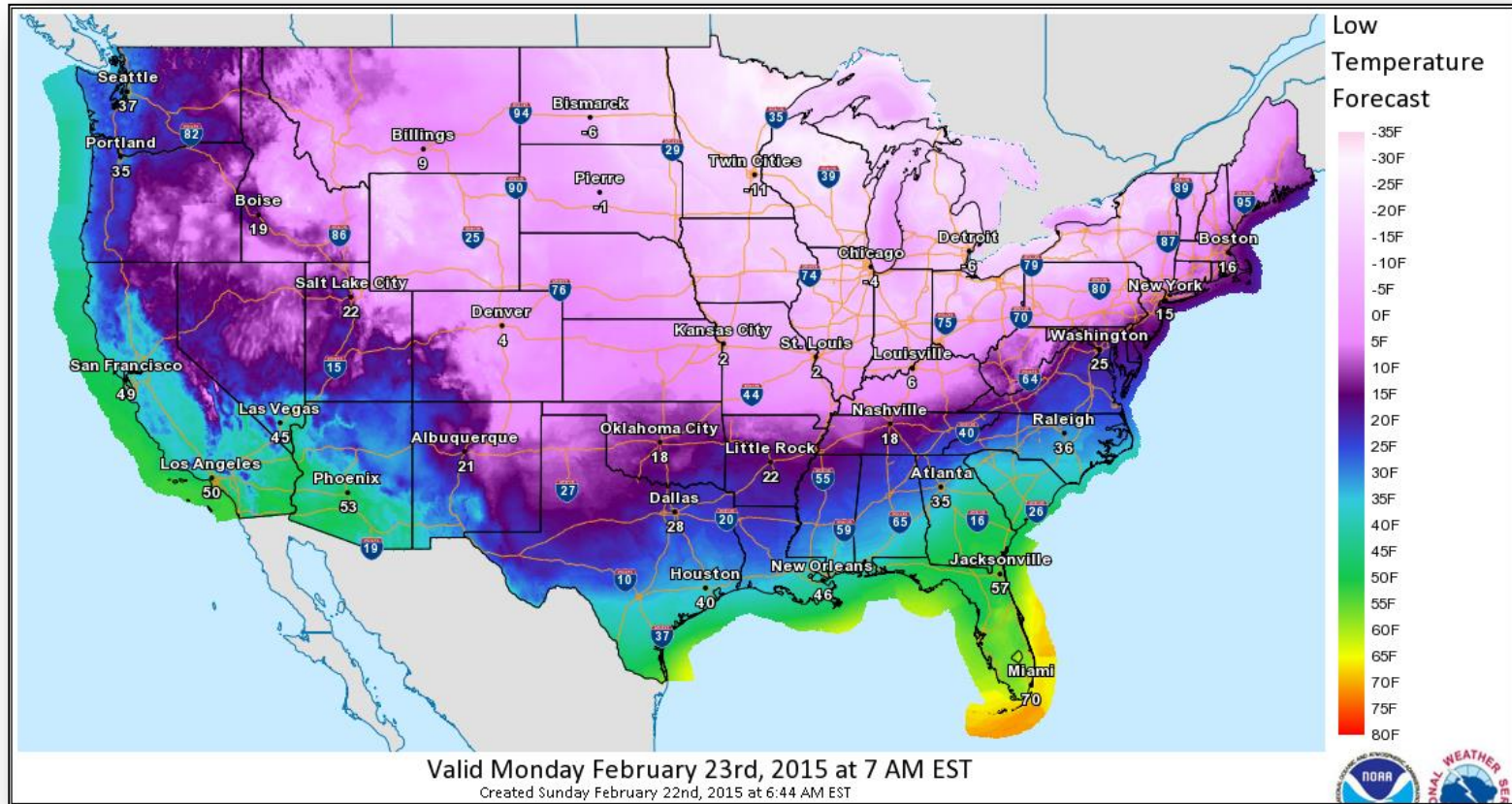
Created Sunday February 22nd, 2015 at 6:42 AM EST



Total Forecast Ice



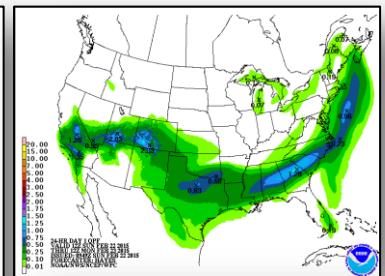
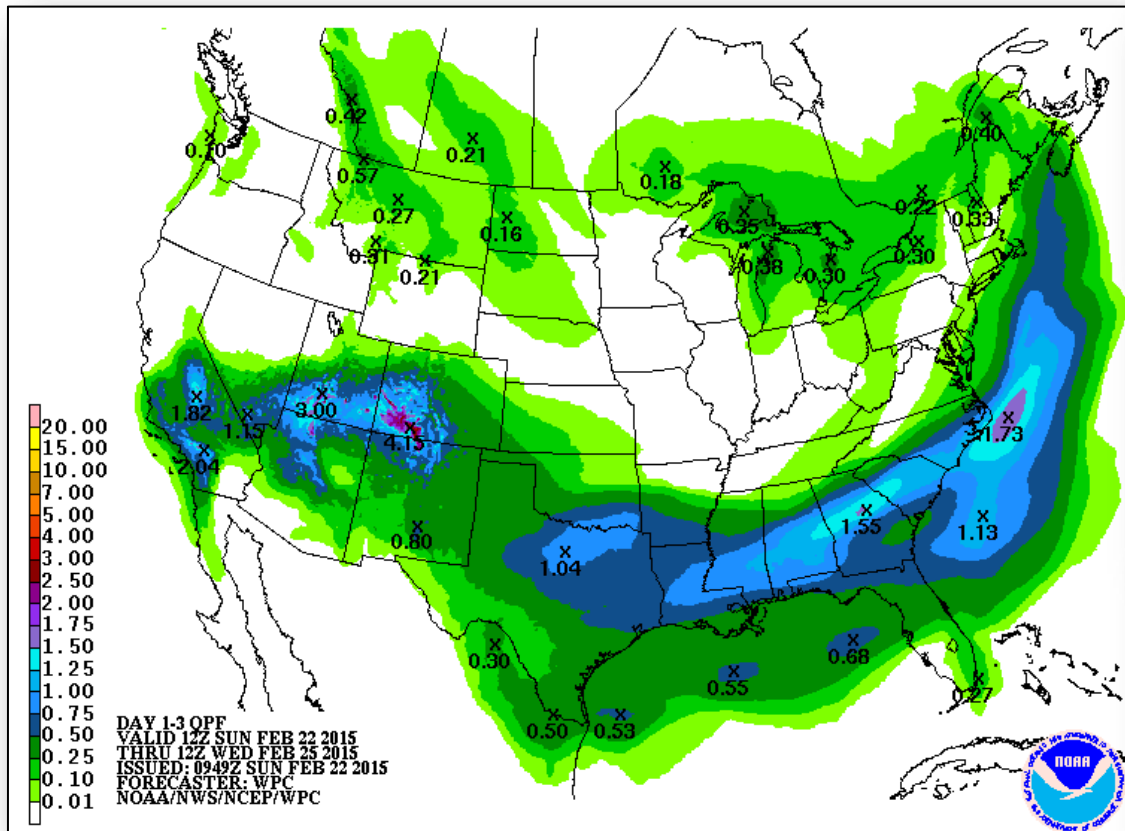
Low Temperatures



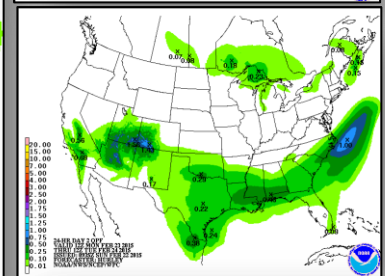
Precipitation Forecast – 3 Day



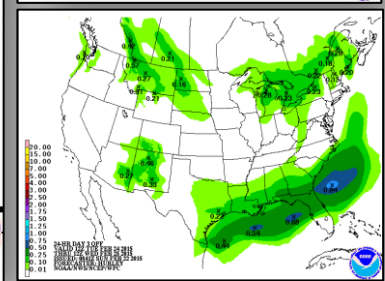
FEMA



Day 1

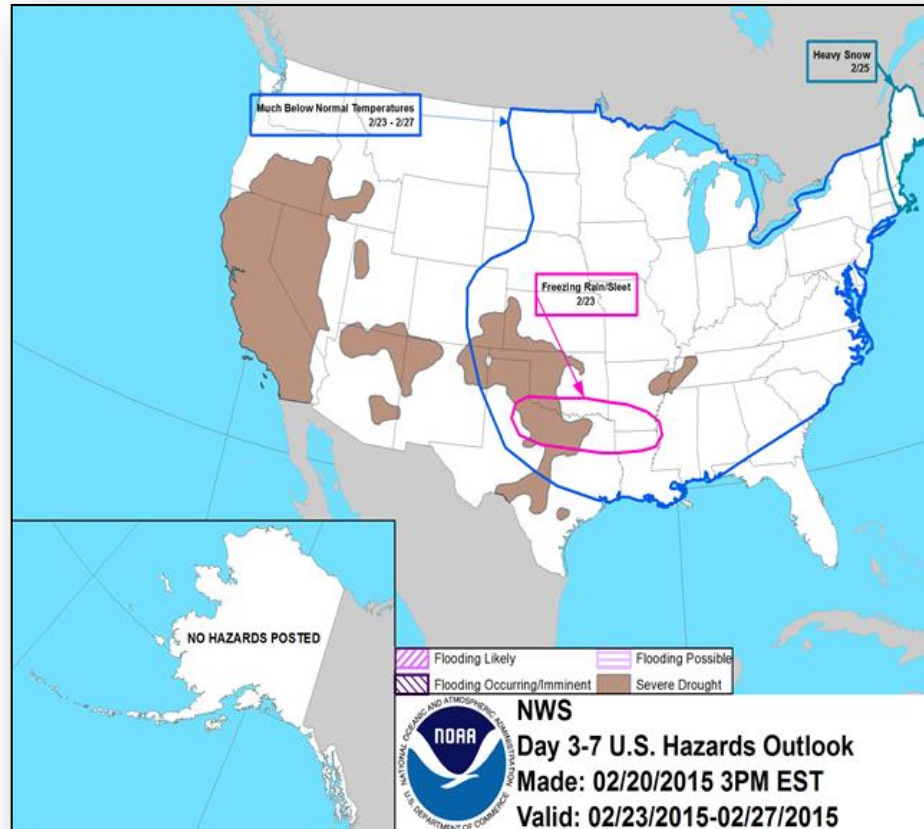


Day 2





Day 3

Hazard Outlook: Feb 23 – 27



Space Weather

| NOAA Scales Activity (Range: 1/minor to 5/extreme) | Past 24 Hours | Current | Next 24 Hours |
|---|------------------|---------|------------------|
| Space Weather Activity: | None | None | None |
| • Geomagnetic Storms | None | None | None |
| • Solar Radiation Storms | None | None | None |
| • Radio Blackouts | None | None | None |



FEMA Readiness – Deployable Teams /Assets



| Deployable Teams/Assets | | | | | | | | | |
|-------------------------|--------|-------|---------------|------|---------------------|---------------|-------------------------------|---|--|
| Resource | Status | Total | FMC Available | | Partially Available | Not Available | Detailed, Deployed, Activated | Comments | Rating Criterion |
| FCO | Green | 37 | 20 | 54% | 0 | 1 | 16 | | OFDC Readiness: FCO Green Yellow Red Type 1 3+ 2 1 Type 2 4+ 3 2 Type 3 4 3 2 FDRC 3 2 1 |
| FDRC | Green | 10 | 10 | 100% | 0 | 0 | 0 | | |
| US&R | Green | 28 | 27 | 96% | 0 | 1 | 0 | <ul style="list-style-type: none"> NM-TF1 (Red – Personnel shortages) | <ul style="list-style-type: none"> Green = Available/FMC Yellow = Available/PMC Red = Out-of-Service Blue = Assigned/Deployed |
| National IMAT | Yellow | 3 | 1 | 33% | 0 | 0 | 2 | <ul style="list-style-type: none"> IMAT East 1 – Deployed to FEMA HQ IMAT East 2 – Deployed to GA | <ul style="list-style-type: none"> Green: 3 avail Yellow: 1-2 avail Red: 0 avail (<i>Individual N-IMAT red if 50% of Section Chiefs and/or Team Leader is unavailable for deployment.</i>) |
| Regional IMAT | Green | 13 | 9 | 69% | 0 | 3 | 1 | <u>Not Mission Capable (NMC):</u> <ul style="list-style-type: none"> Regions IV-3, VI-1 & IX-1 <u>Deployed</u> <ul style="list-style-type: none"> Region IX-2 to CA | <ul style="list-style-type: none"> Green: 7 or more avail Yellow: 4 - 6 teams available Red: > 8 teams deployed/unavailable <i>R-IMAT also red if TL Ops/Log Chief is unavailable and has no qualified replacement</i> |
| MCOV | Green | 60 | 59 | 98% | 0 | 1 | 0 | | <ul style="list-style-type: none"> Green = 80 – 100% avail Yellow = 60 – 79% avail Red = 59% or below avail Readiness remains 95% |

FEMA Readiness – National/Regional Teams



| National/Regional Teams | | | | | | | | | |
|-------------------------|--------|-------|---------------|------|---------------------|---------------|---------------------|---------------------------------|--|
| Resource | Status | Total | FMC Available | | Partially Available | Not Available | Deployed/ Activated | Comments | Rating Criterion |
| NWC | | 5 | 5 | 100% | 0 | 0 | Activated | Enhanced Watch (day shift only) | <ul style="list-style-type: none"> • Green = FMC • Yellow = PMC • Red = NMC |
| NRCC | | 2 | 344 | 89% | 0 | 44 | Not Activated | | |
| HLT | | 1 | N/A | N/A | 0 | 0 | Not Activated | | |
| DEST | | | | | | | Not Activated | | |
| RRCCs | | 10 | 10 | 100% | 0 | 0 | Not Activated | | |
| RWCs/MOCs | | 10 | 10 | 100% | 0 | 0 | Not Activated | | |



FEMA

FEMA's mission is to support our citizens and first responders to ensure that as a nation we work together to build, sustain, and improve our capability to prepare for, protect against, respond to, recover from, and mitigate all hazards.