

The Disaster Center is dedicated to the idea that disaster mitigation is cost effective and individuals pursuing their own interest are the greatest potential force for disaster reduction.

Please consider making a small donation to the Disaster Center



When disaster mitigation is cost effective, we are on the road to bringing disasters to an end.



# **FEMA**

## **Daily Operations Briefing**

**Saturday, February 24, 2018**

**8:30 a.m. EST**

# Significant Activity – Feb 23-24



FEMA

**Significant Events:** Flooding – Central U.S.

**Tropical Activity:**

- Western Pacific – No activity affecting U.S. interests

**Significant Weather:**

- Thunderstorms/Heavy rain – Southern Plains, Middle Mississippi Valley, & Ohio Valley
- Flash flooding possible – Southern Plains, Lower Mississippi Valley spanning to Great Lakes & Mid-Atlantic
- Heavy snow – Upper Mississippi Valley & Great Lakes
- Freezing rain – Middle Mississippi Valley, Great Lakes & Northeast
- Red flag warning – NM & TX
- Elevated fire weather – CO, NM, OK, & TX
- Space Weather:
  - Past 24 hours: None
  - Next 24 hours: None

**Earthquake Activity:** No significant activity

**Declaration Activity:** Amendment No. 7 to FEMA-4339-DR-PR

# River Flooding – Central U.S.



FEMA

## Situation

Multiple rounds of heavy rain from the Southern Plains to the Great Lakes and into Mid-Atlantic is causing small streams and creeks to flood, increasing the likelihood for flash flooding. Many river gauges already at Moderate to Major Flood Stage.

## Impacts / Potential Impacts

- One fatality reported in MS
- Evacuations: Mandatory and voluntary evacuations in effect for IL, IN, & MI
- Shelters open w/ Occupants\*: IN: 6 / 37; IL: 2 / 50; MI: 8 / 246; WV 1 / 0; KY 7 / 2; OH 1 / 21; AR 1 / 0
- Power Outages (customers)\*\*: Minimal across all impacted regions

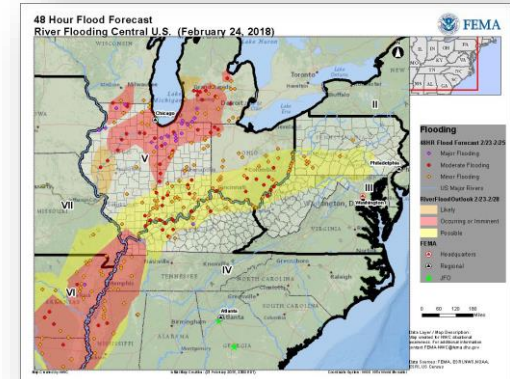
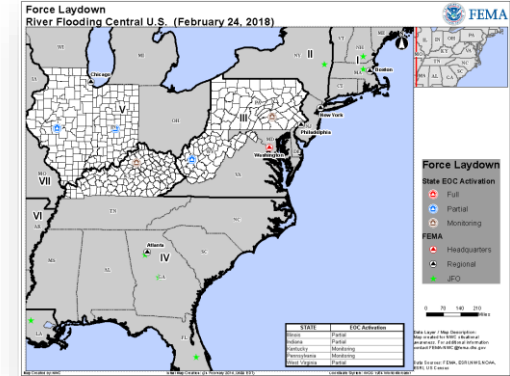
## Response

### **State / Commonwealth Response:**

- WV & KY Governors declared state of emergency for all counties
- IN, WV, & IL EOCs at Partial Activation; PA, KY, & TN EOCs at Monitoring

### **FEMA Response:**

- FEMA National Watch Center will continue to monitor; Enhanced Watch is rostered
- ISB team on alert
- Region III RRCC, IMAT, & LNOs on alert
- Region V RWC will activate to Enhanced Watch through the weekend
- RWCs in Regions III, IV, and VI continue to monitor the situation
- Joint PDAs ongoing in KY (previous event) and on hold in WV (inclement weather)



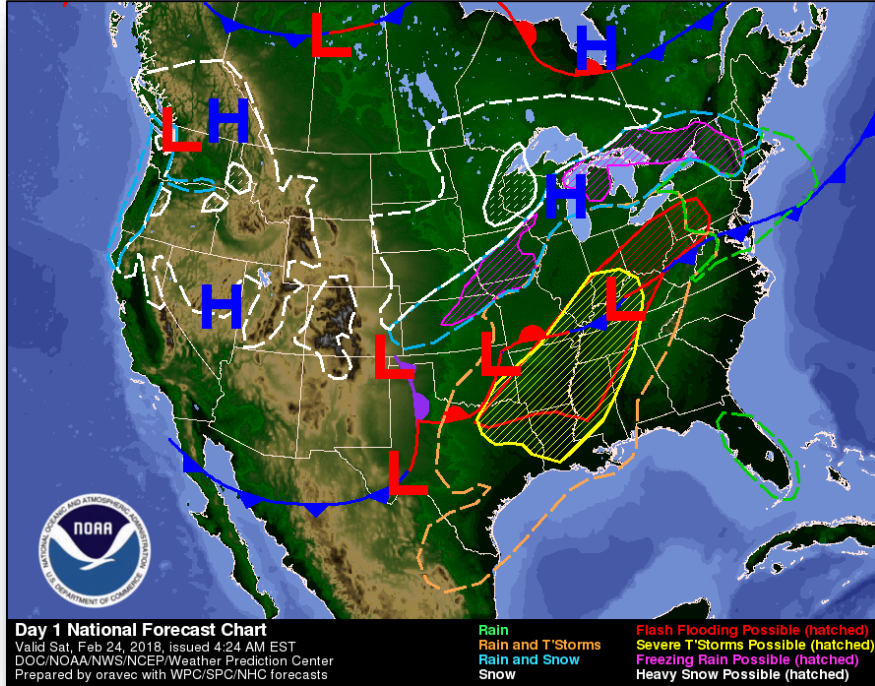
\*ARC Midnight Shelter count as of 5:55 am EST

\*\* DOE Eagle-I as of 5:30 am EST. Customer outage data is provided by the Department of Energy's EAGLE-I system. Comprehensive National coverage of all electrical service providers is not available

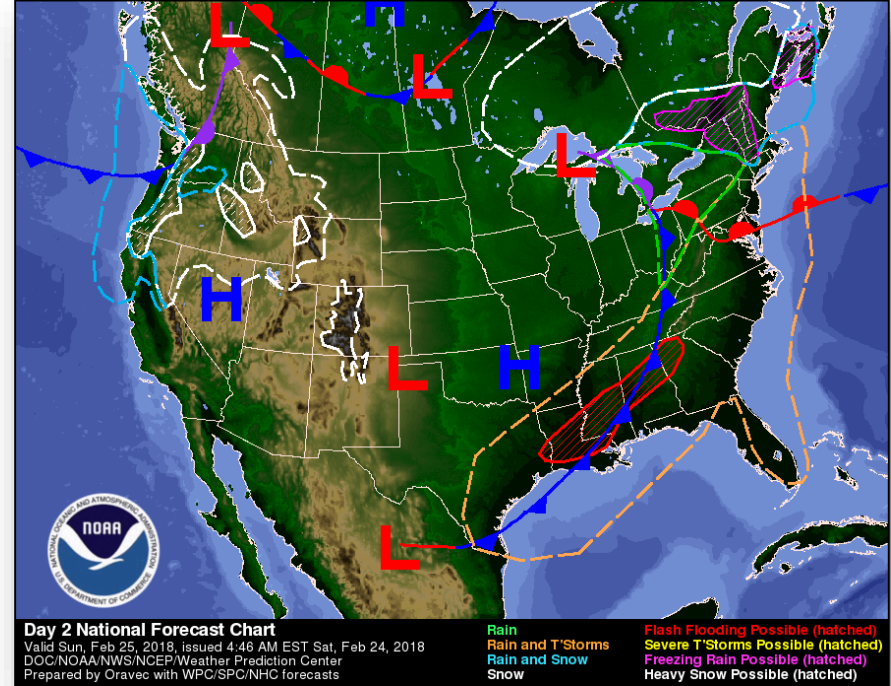
# National Weather Forecast



FEMA



*Today*



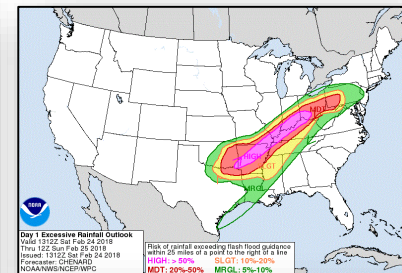
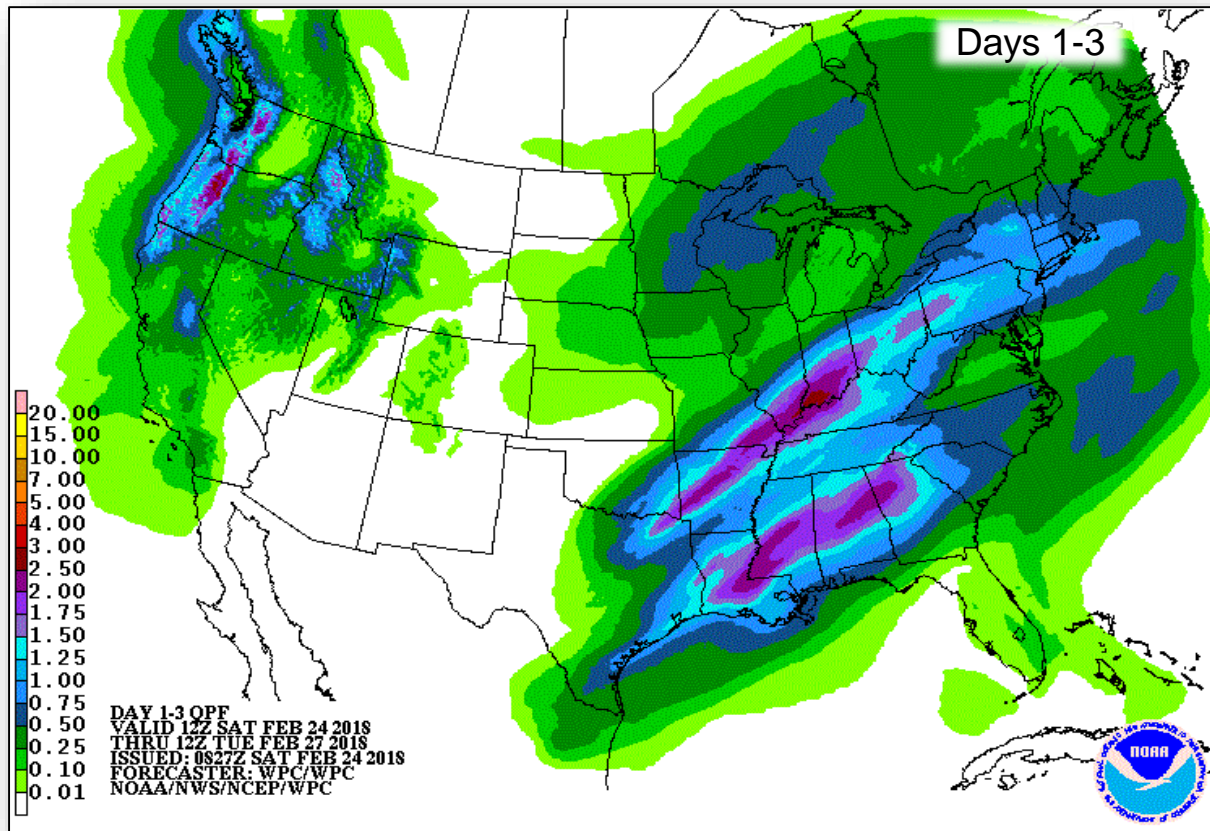
*Tomorrow*



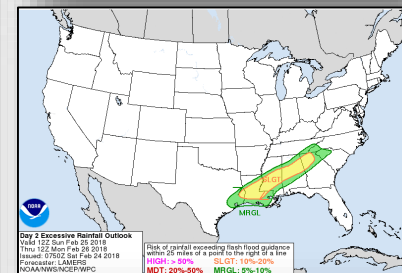
# Precipitation & Excessive Rainfall Forecast



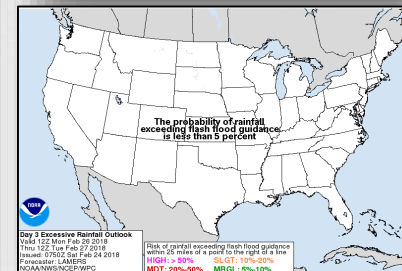
FEMA



Day 1



Day 2

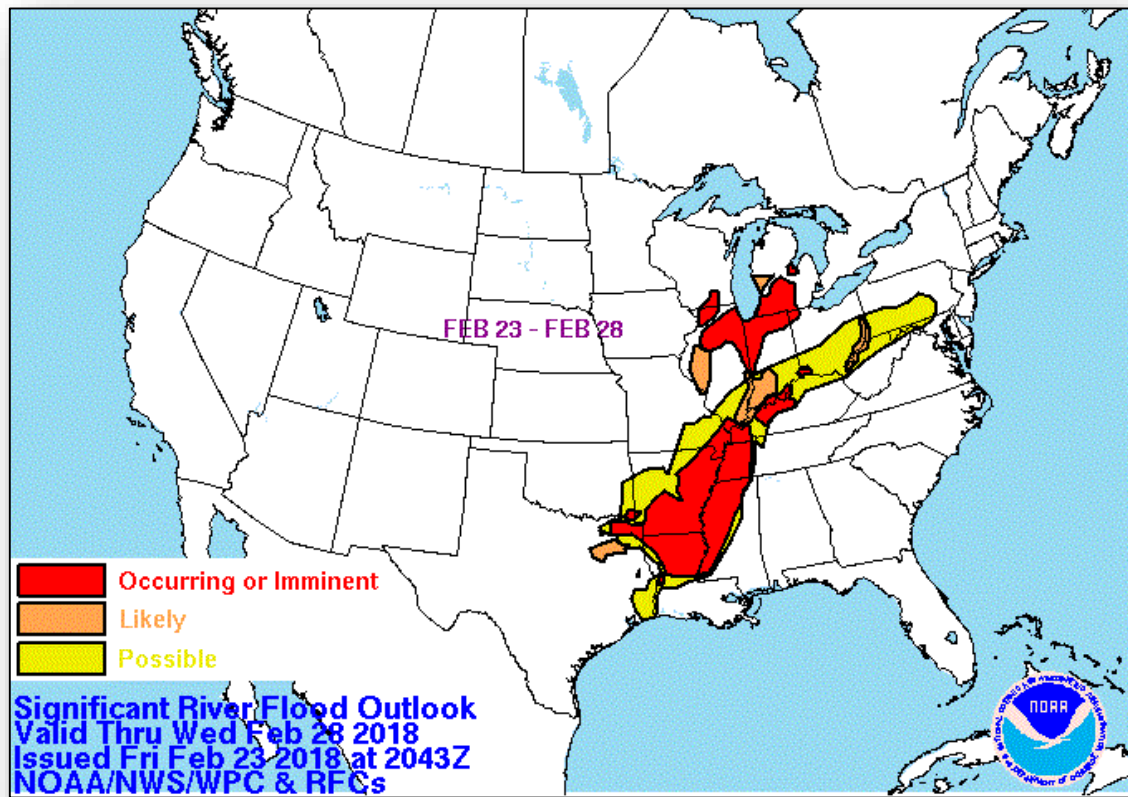


Day 3

# Significant River Flood Outlook



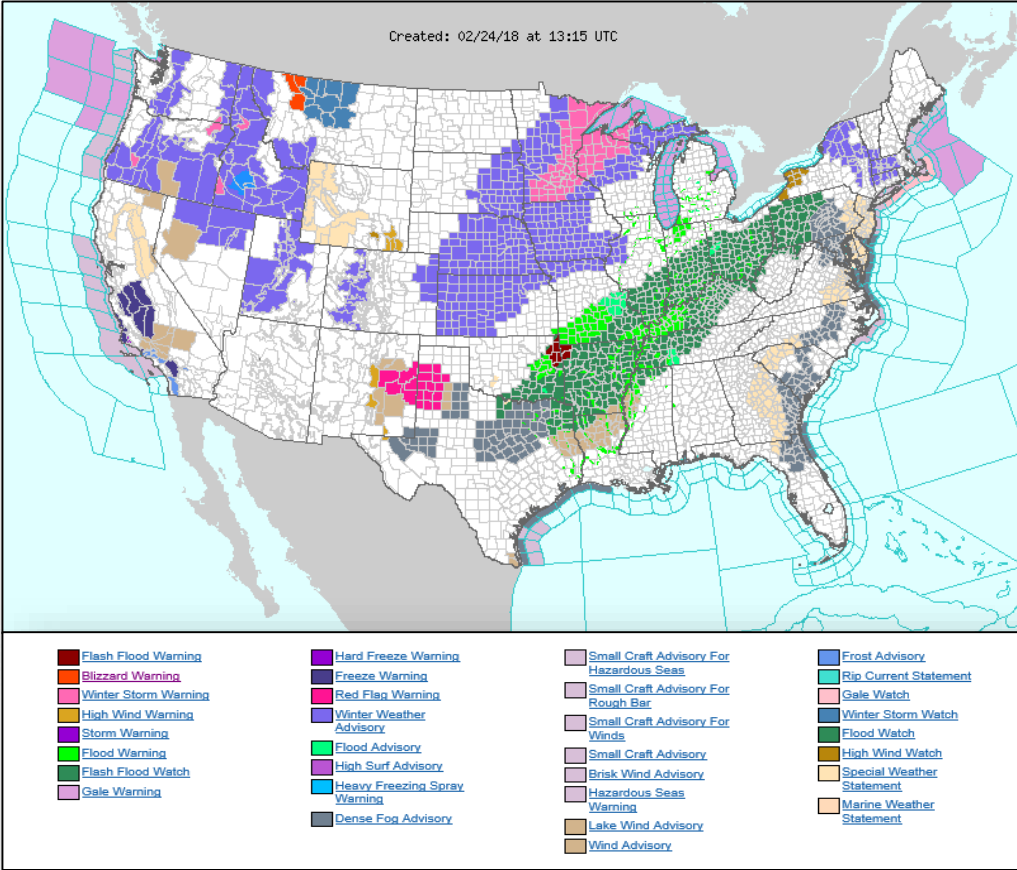
FEMA



# Active Watches and Warnings



FEMA

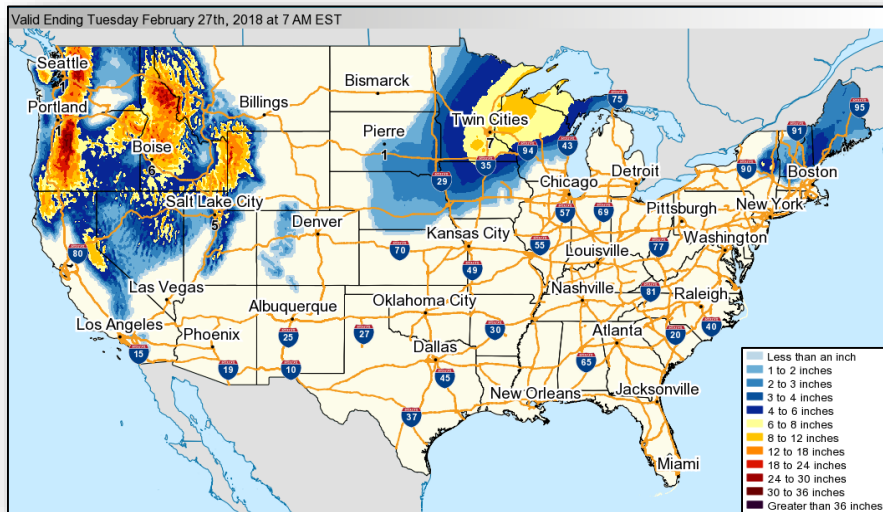




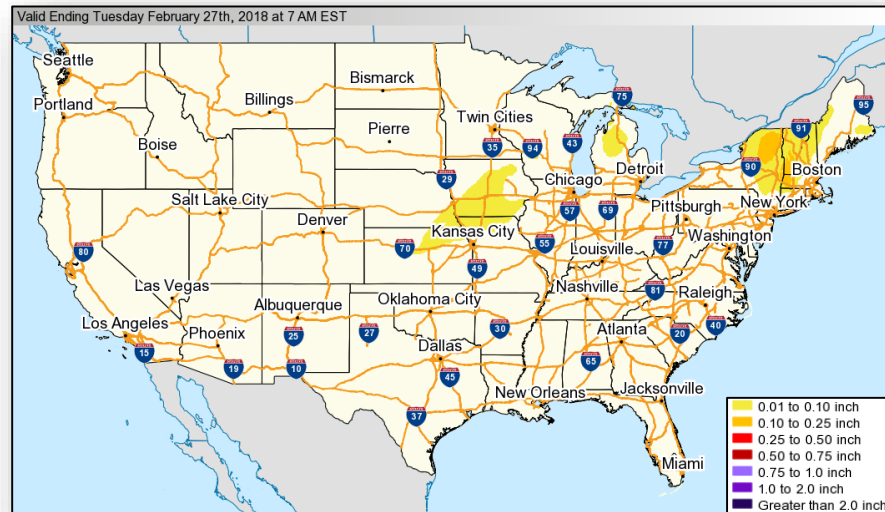
# Winter Precipitation Outlook



FEMA

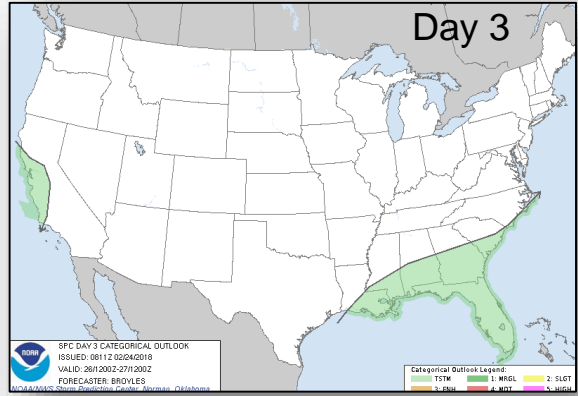
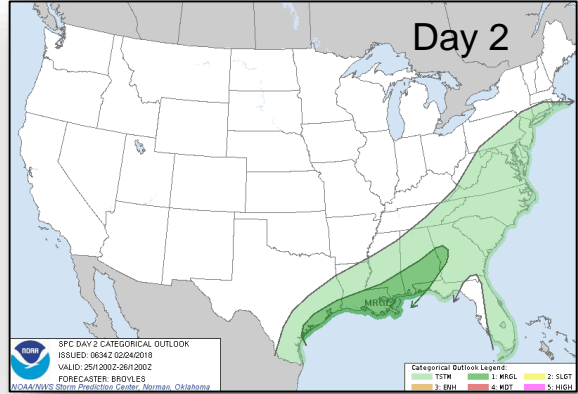
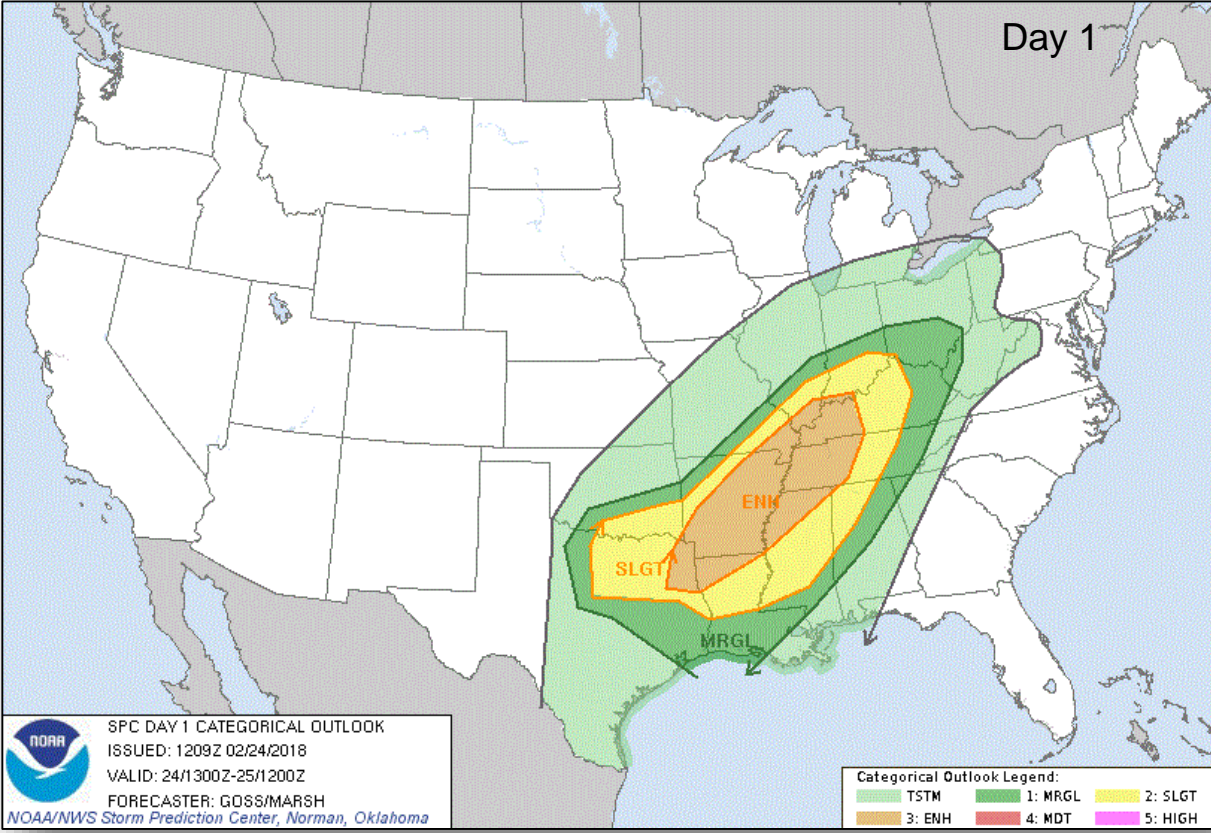


***Forecast Snowfall***



***Forecast Ice Accumulation***

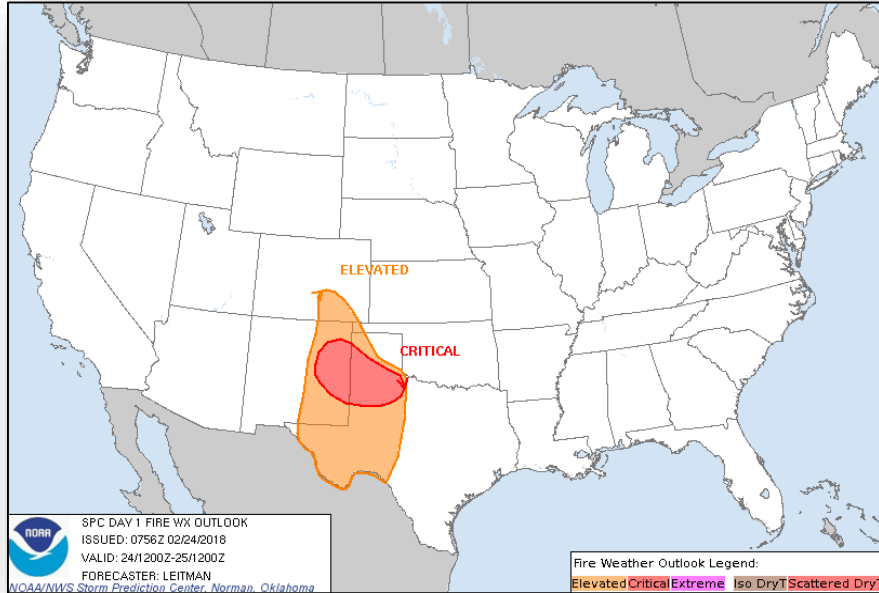
# Severe Weather Outlook – Days 1-3



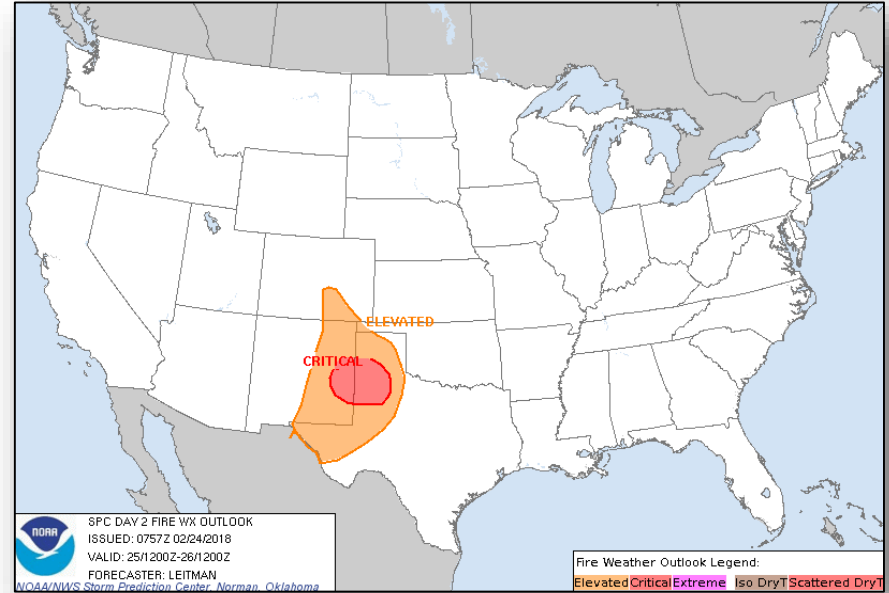
# Fire Weather Outlook



FEMA



*Today*

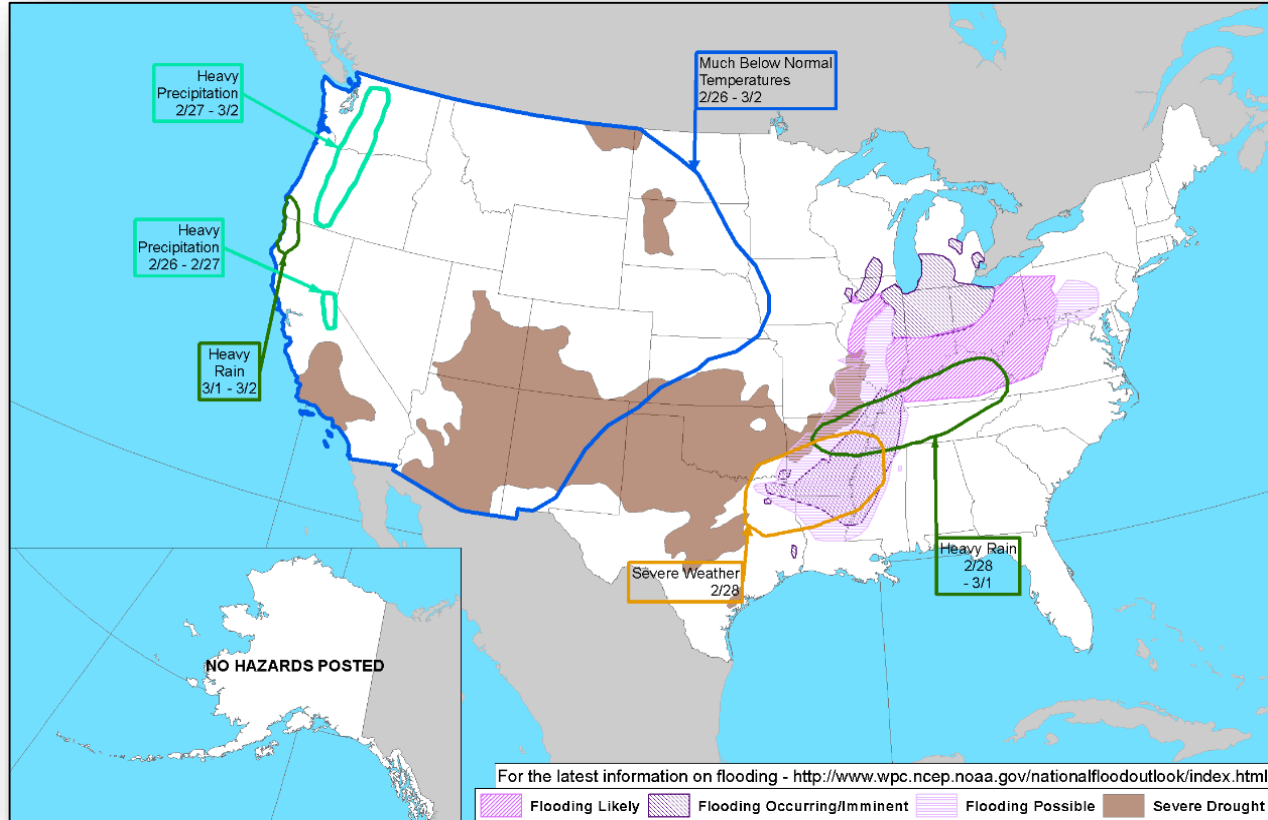


*Tomorrow*

# Hazards Outlook – Feb 26 – Mar 2



FEMA





# Space Weather



FEMA

	Space Weather Activity	Geomagnetic Storms	Solar Radiation	Radio Blackouts
Past 24 Hours	None	None	None	None
Next 24 Hours	None	None	None	None
For further information on NOAA Space Weather Scales refer to <a href="http://www.swpc.noaa.gov/noaa-scales-explanation">http://www.swpc.noaa.gov/noaa-scales-explanation</a>				





# Disaster Amendments



FEMA

Amendment	Date Issued	Action
Amendment No. 7 to FEMA-4339-DR-PR	February 23, 2018	Cost share adjustment

# Joint Preliminary Damage Assessments



FEMA

Region	State / Location	Event	IA / PA	Number of Counties		Start – End
				Requested	Completed	
III	WV	Severe Weather and Flooding February 15, 2018	IA	N/A	N/A	N/A
			PA	22	0	2/21 – TBD
IV	KY	Rains, Mudslides and Flooding February 9, 2018 and continuing	IA	N/A	N/A	N/A
			PA	22	0	2/22 – TBD
IX	American Samoa	Tropical Cyclone Gita February 7, 2018 and continuing	IA	1	0	2/14 – TBD
			PA	1	1	2/14 – 2/21

# Disaster Requests & Declarations



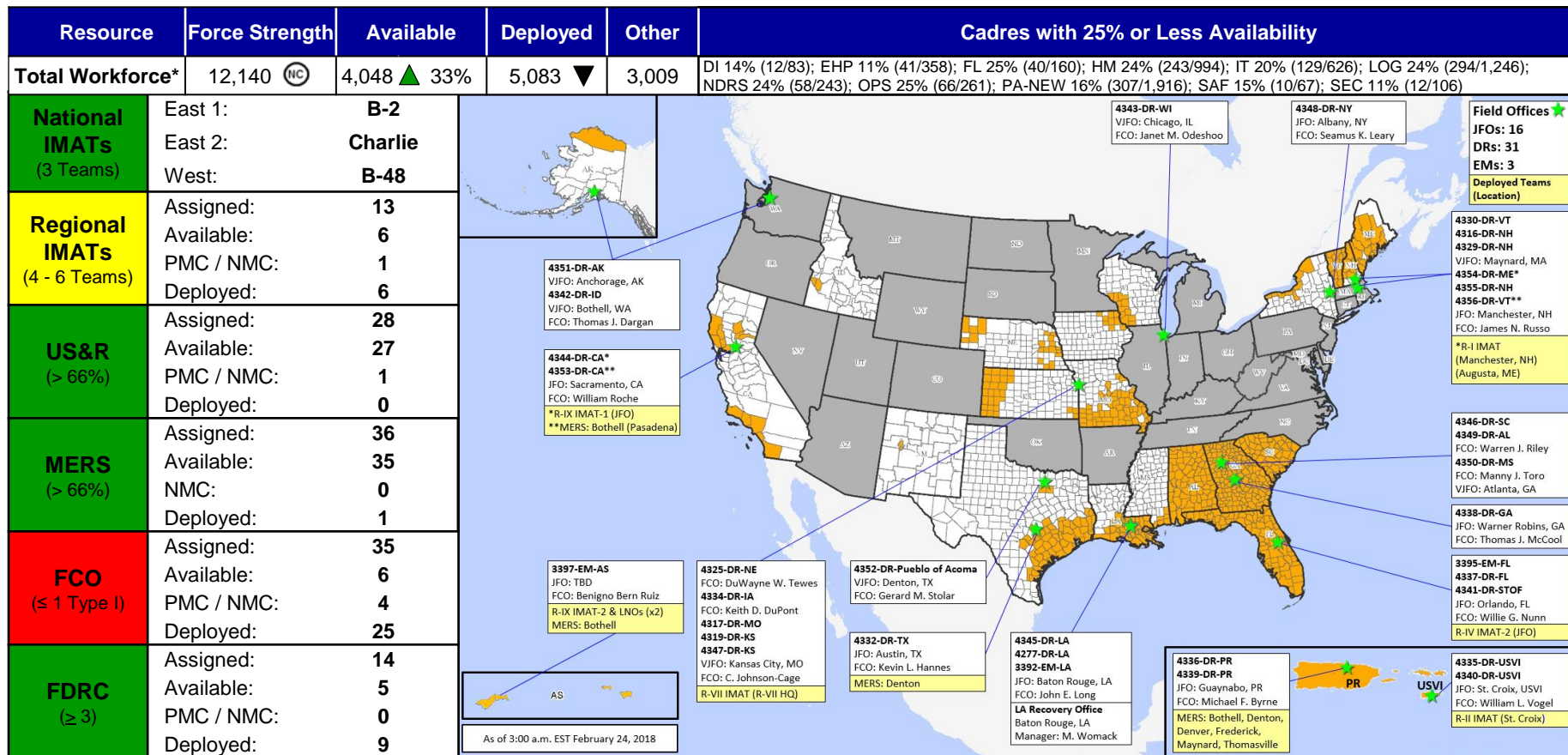
**FEMA**

Declaration Requests in Process					Requests APPROVED (since last report)	Requests DENIED (since last report)
2	IA	PA	HM	Date Requested	0	0
AK – DR Severe Storm		X	X	January 25, 2018		
MT – (Appeal) Wildfires		X	X	January 26, 2018		

# Readiness – Deployable Teams and Assets



FEMA



\*Effective February 20, 2018, the process for reporting Total Workforce numbers has changed and numbers have required a one time adjustment. Numbers are now being pulled directly from DTS.

# FEMA Readiness – Activation Teams



**FEMA**

Resource	Status	Total	Status	Activated Team	Activation Level	Activation Times	Reason / Comments
NWC		5	Steady State				
NRCC		2	Available				
HLT		1	Available				
RWCs/MOCs		10	Steady State				
RRCCs		10	Available				

Backup Regions: VIII, III, & V





# FEMA

**FEMA's mission is to support our citizens and first responders to ensure that as a nation we work together to build, sustain, and improve our capability to prepare for, protect against, respond to, recover from, and mitigate all hazards.**