

The Disaster Center is dedicated to the idea that disaster mitigation is cost effective and individuals pursuing their own interest are the greatest potential force for disaster reduction.

Please consider making a small donation to the Disaster Center



When disaster mitigation is cost effective, we are on the road to bringing disasters to an end.



# FEMA

## **Daily Operations Briefing**

**Friday, February 26, 2016**

**8:30 a.m. EST**

# Significant Activity: February 25-26



**Significant Events:** None

**Significant Weather:**

- Snow – Southern Appalachians to Great Lakes; Northeast
- Rain and snow – Central Great Basin to Northern Intermountain and Northern Rockies
- Rain – Pacific Northwest to northern CA; Northern Intermountain
- Red Flag Warnings: None
- Critical/Elevated Fire Weather Areas: None
- Space Weather: None observed past 24 hours; none expected next 24 hours

**Tropical Activity:** No activity affecting U.S. territories

**Earthquake Activity:** No significant activity

**Declaration Activity:** No activity

# Severe Weather Outbreak: Feb 23-25 (FINAL)



## Situation:

- Thunderstorms with high winds, tornadoes, and hail impacted Gulf Coast states and Eastern Seaboard to Mid-Atlantic. The threat of severe weather has ended; damage assessments ongoing.
- Fatalities: 4 Confirmed (VA); 5 unconfirmed (3/LA, 1/SC, 1/MS)
- Shelters: 3 open (2/VA, 1/FL) with 28 occupants (6/VA, 22/FL) (ARC as of 7:00 a.m. EST Feb 26)
- Power outages: 22k customers in affected regions (24hr peak of 166k) (as of 6:45 a.m. EST Feb 26)

*\*Note: Customer outage data is provided by the Department of Energy's EAGLE-I system. Comprehensive National coverage of all electrical service providers is not available*

## FEMA HQ:

- NRCC not activated; NWC at Watch/Steady State

## Region II:

- RWC at Watch/Steady State

## Region III:

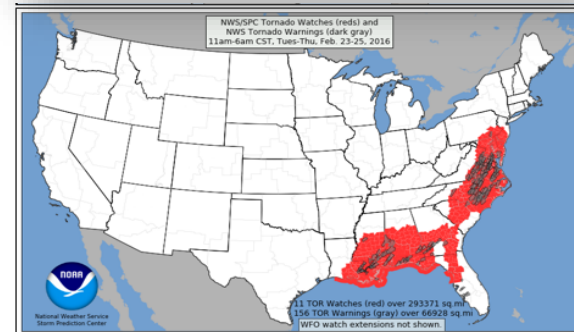
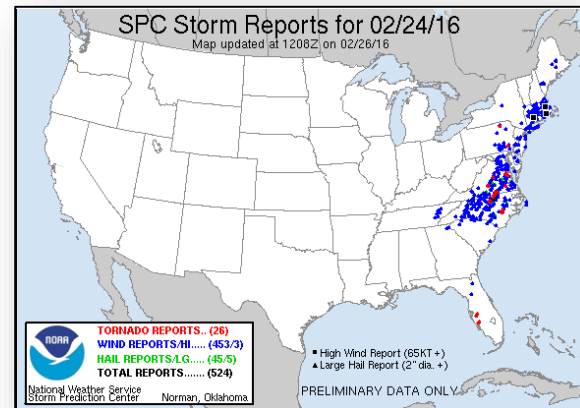
- RWC at Watch/Steady State; LNO deployed to VA
- VA EOC at Full Activation; Governor declared State of Emergency
  - Unconfirmed reports of tornadoes in 3 counties; 130 homes damaged; 25 destroyed (*preliminary*)
  - 100 National Guard personnel activated
  - Tappahannock Hospital at full capacity; patients diverted to other hospitals; Appomattox County wastewater treatment plant without power
  - Rail damage to Norfolk Southern track; service cancelled until further notice

## Region IV:

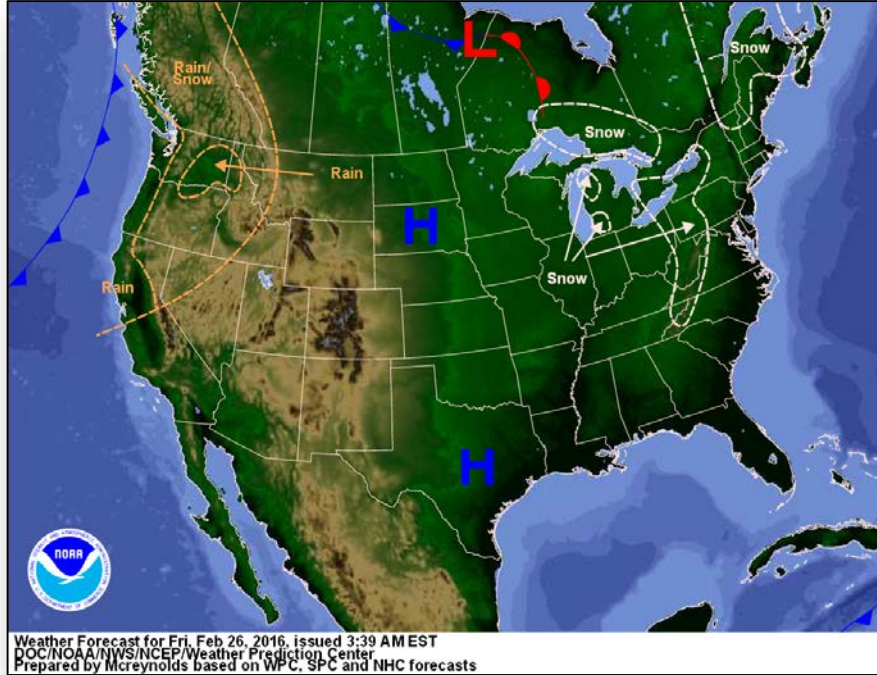
- RWC returned to Watch/Steady State; LNO deployed to MS
- State of Emergency Declared: AL, MS, FL & NC
- NWS confirmed EF-3 tornado (155 mph peak wind) in Escambia County, FL on 2/23
- 45 homes destroyed; 241 homes with major damage statewide in FL

## Region VI:

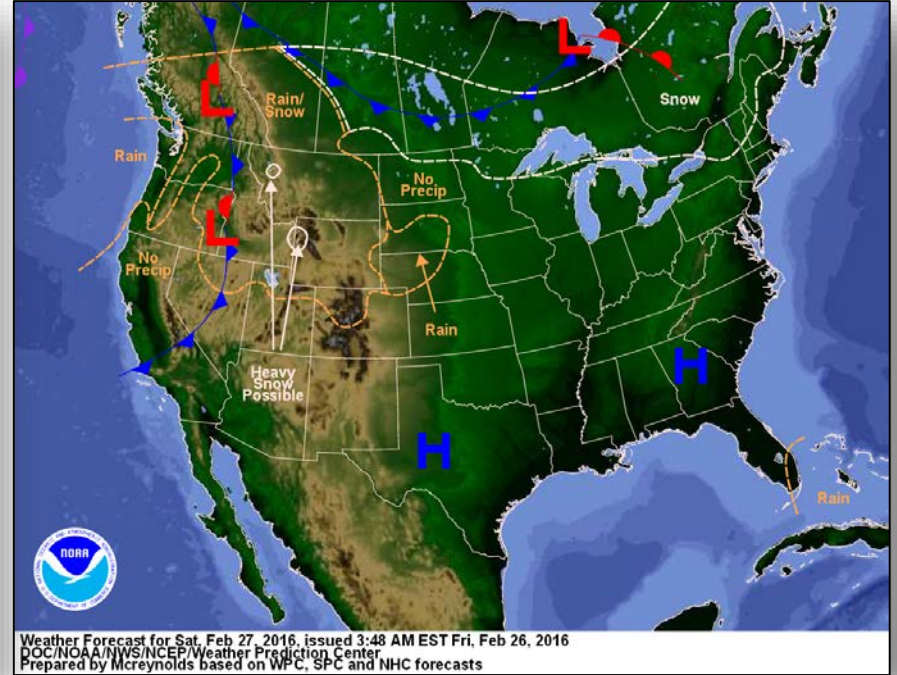
- RWC returned to Watch/Steady State
- State of Emergency Declared for 7 Parishes in LA



# National Weather Forecast



*Today*

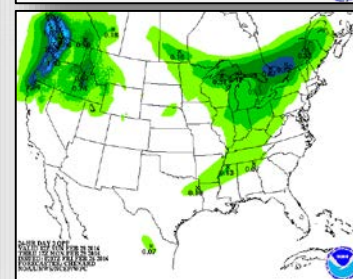
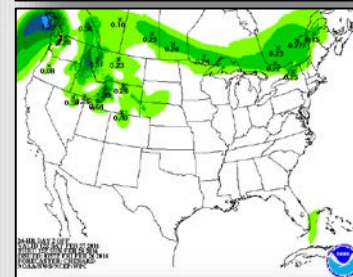
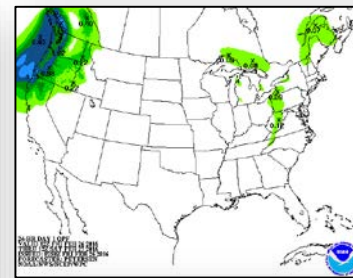
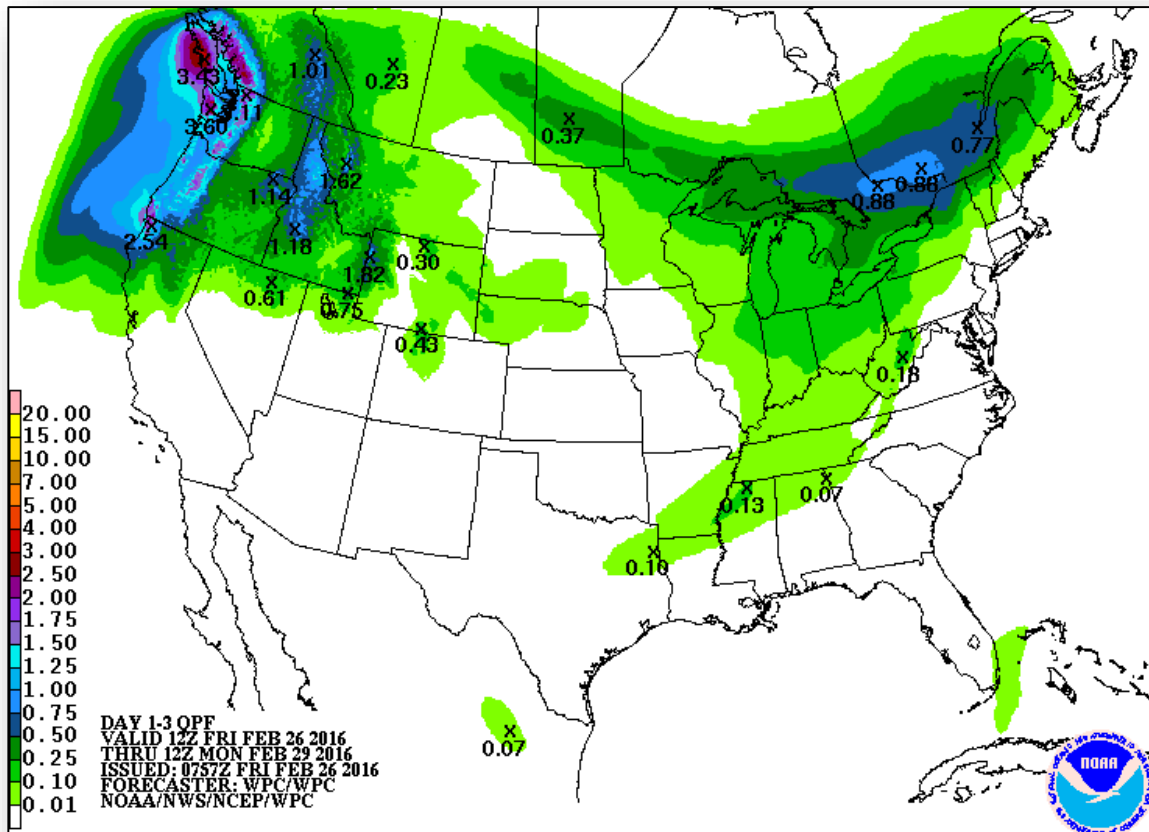


*Tomorrow*

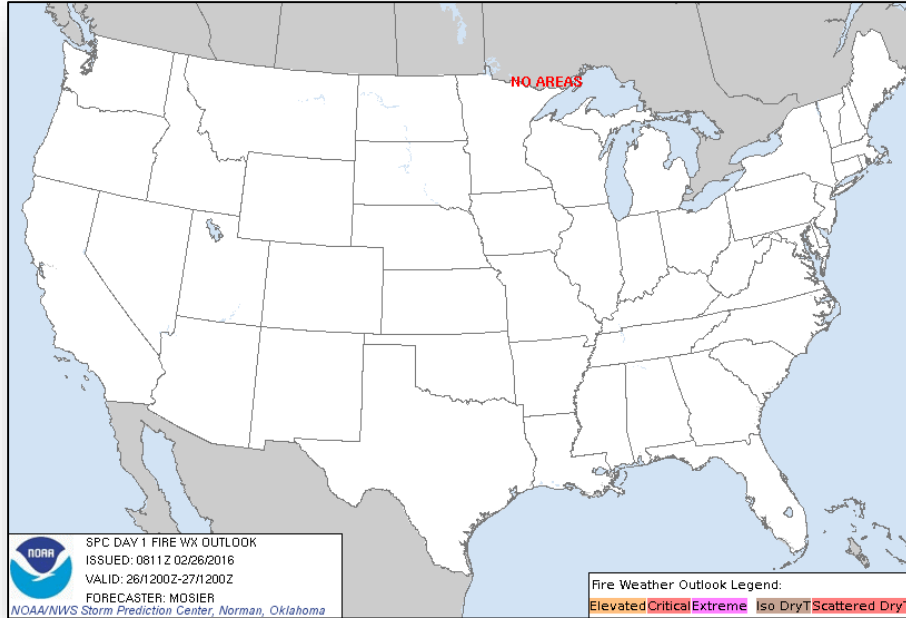
# Precipitation Forecast, 1-3 Day



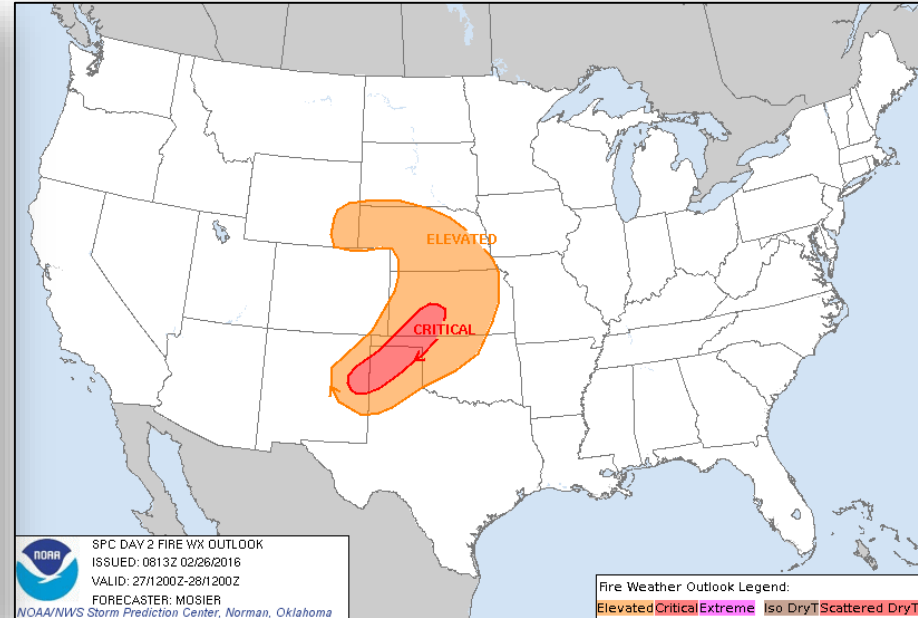
FEMA



# Fire Weather Outlook

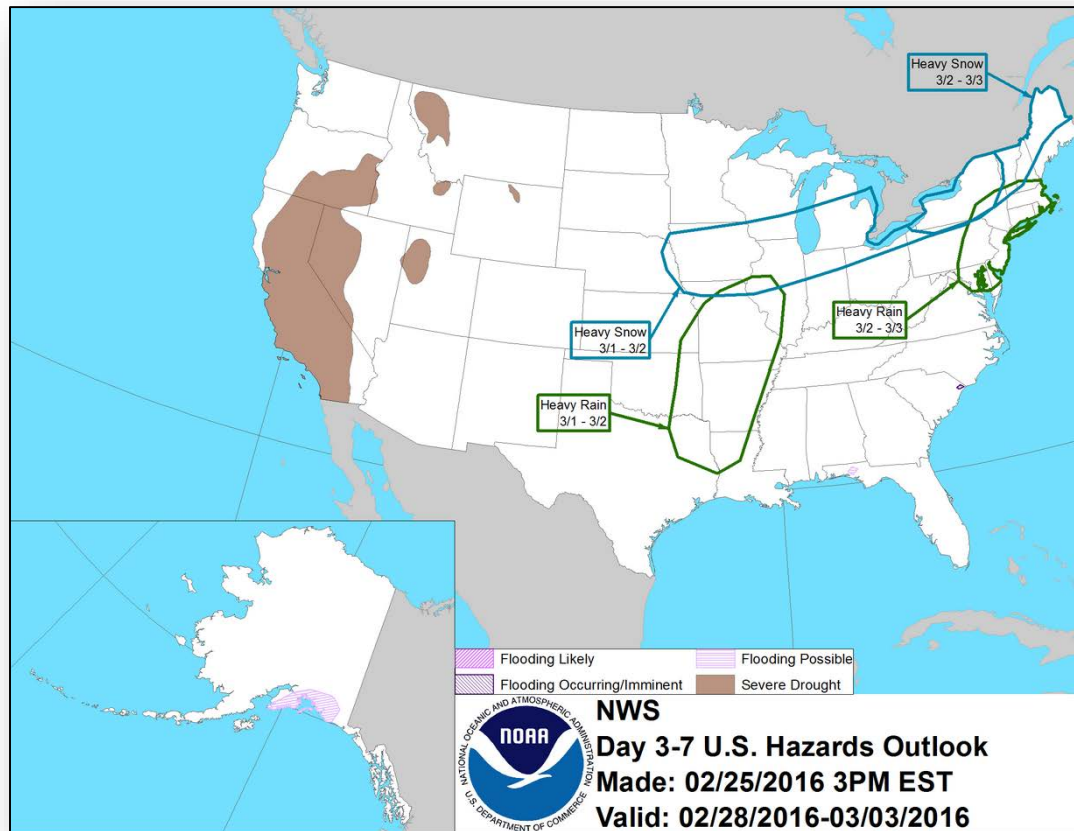


**Today**



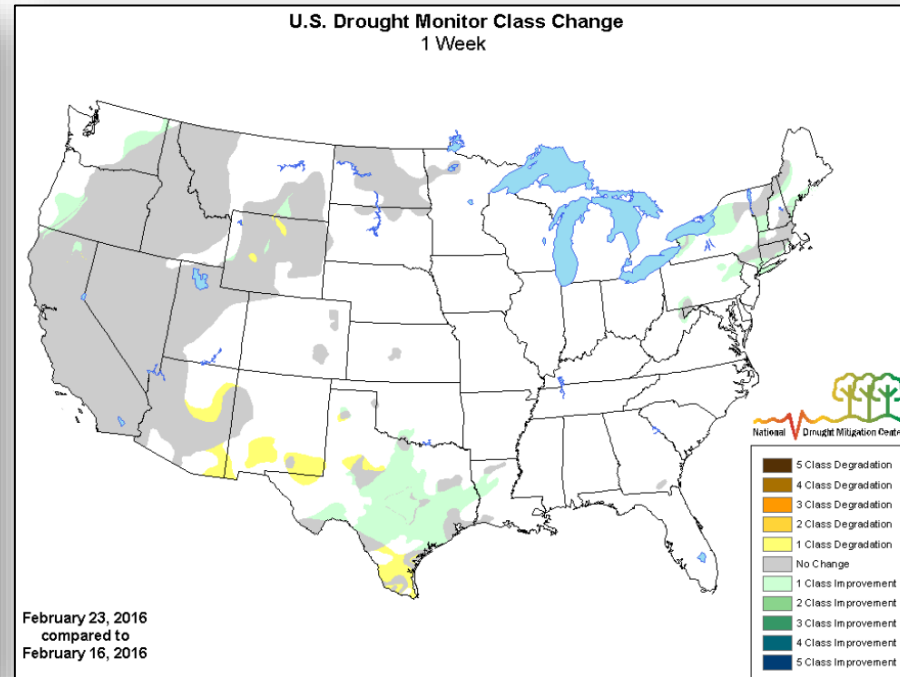
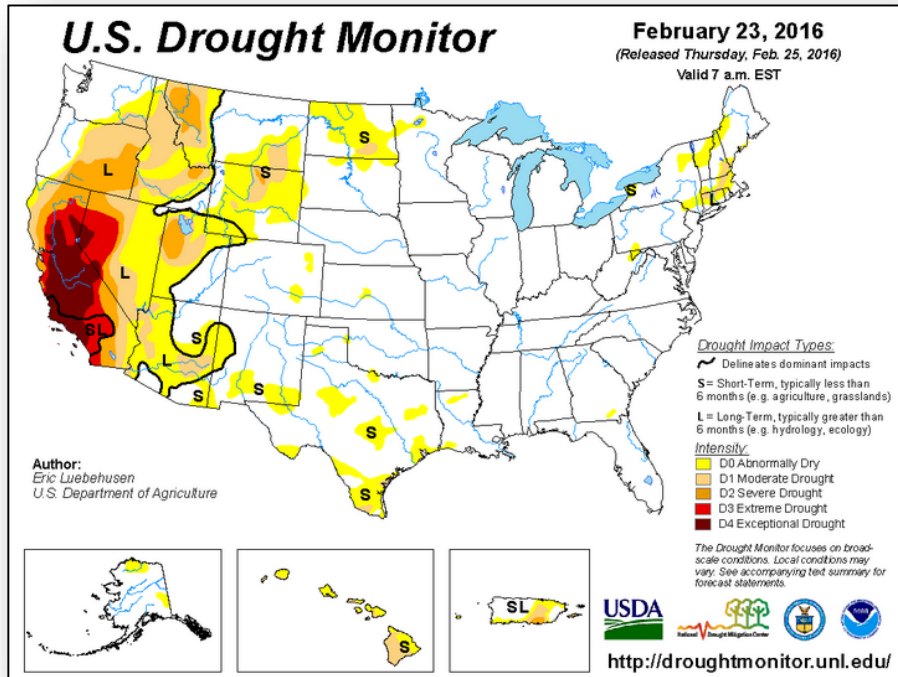
**Tomorrow**

# Hazard Outlook Feb 28 – Mar 3



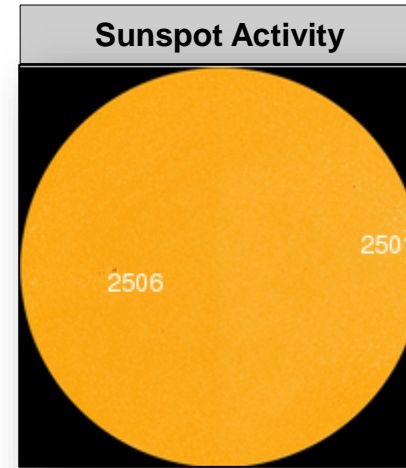



# U.S. Drought Monitor



# Space Weather

	Past 24 Hours	Current	Next 24 Hours
<b>Space Weather Activity</b>	<b>None</b>	<b>None</b>	<b>None</b>
Geomagnetic Storms	None	None	None
Solar Radiation Storms	None	None	None
Radio Blackouts	None	None	None



# Disaster Requests & Declarations

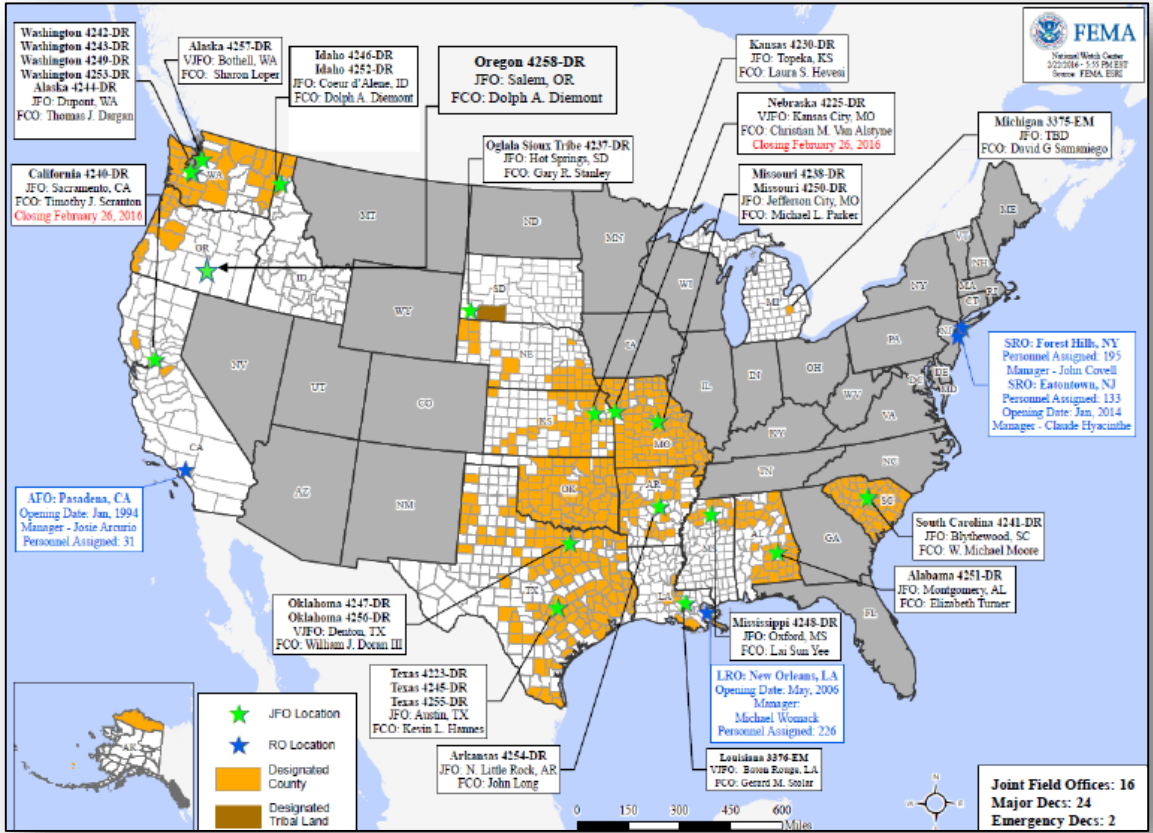


Declaration Requests in Process		Requests APPROVED (since last report)	Requests DENIED (since last report)
8	Date Requested	0	0
DC – DR Snowstorm	January 29, 2016		
NJ – DR Severe Winter Storms, Snowstorm	February 11, 2016		
GA – DR Severe Thunderstorms, Flash Flooding, Flooding	February 10, 2016		
NM – DR Severe Winter Storm and Snowstorm	February 16, 2016		
DE – DR Severe Winter Storm and Flooding	February 18, 2016		
PA – DR Severe Winter Storm and Snowstorm	February 19, 2016		
MD – DR Severe Winter Storm and Snowstorm	February 19, 2016		
VA – DR Severe Winter Storm and Snowstorm	February 19, 2016		

# Open Field Offices as of February 26



FEMA



# Joint Preliminary Damage Assessments



Region	State / Location	Event	IA/PA	Number of Counties		Start – End
				Requested	Complete	
III	DE	Severe Winter Storm/Snowstorm January 22-23, 2016	PA	2	0	2/16 - TBD
	WV	Severe Winter Storm/Snowstorm January 22-23, 2016	PA	33	0	2/17 – TBD
	PA	Severe Winter Storm/Snowstorm January 22-23, 2016	PA	31	0	2/23 – TBD
IV	FL	Severe Storms & Tornadoes February 23-24, 2016	IA	2	0	2/26 – TBD

# FEMA Readiness – Deployable Teams /Assets



Deployable Teams/Assets									
Resource	Status	Total	FMC Available		Partially Available	Not Available	Detailed, Deployed, Activated	Comments	Rating Criterion
FCO		33	16	48%	0	1	16	Only 2 Type 1 FCOs available	OFDC Readiness: FCO Green Yellow Red Type 1 3+ 2 1 Type 2 4+ 3 2 Type 3 4 3 2
FDRC		8	3	38%	0	0	5		FDRC 3 2 1
US&R		27	27	100%	0	0	0		<ul style="list-style-type: none"> <li>Green = Available/FMC</li> <li>Yellow = Available/PMC</li> <li>Red = Out-of-Service</li> <li>Blue = Assigned/Deployed</li> </ul>
National IMAT		3	3	100%	0	0	0		<ul style="list-style-type: none"> <li>Green: 3 avail</li> <li>Yellow: 1-2 avail</li> <li>Red: 0 avail (<i>Individual N-IMAT red if 50% of Section Chiefs and/or Team Leader is unavailable for deployment.</i>)</li> </ul>
Regional IMAT		13	6	46%	0	0	8*	<p><b>Deployed:</b> RIV (Team 1) Deployed to AL RV (Team 1) Deployed to MI RVI (Team 1) Deployed to AR; (Team 2) Deployed to TX RVII Deployed to MO RIX (Team 2) Deployed to OR RX Deployed to WA</p> <p><b>*Deployed but Available to re-deploy:</b> RII (Deployed in place for Regional Relocation Taskforce)</p>	<ul style="list-style-type: none"> <li>Green: 7 or more avail</li> <li>Yellow: 4 - 6 teams available</li> <li>Red: &gt; 8 teams deployed/unavailable</li> </ul> <p><i>R-IMAT also red if TL Ops/Log Chief is unavailable &amp; has no qualified replacement</i></p>
MERS Teams		18	17	94%	0	0	1	<p><b>Deployed:</b> Bothell (deployed to OR)</p>	<ul style="list-style-type: none"> <li>Green = &gt;66% available</li> <li>Yellow = 33% to 66% available</li> <li>Red = &lt;33% available</li> </ul>

# FEMA Readiness – National/Regional Teams



National/Regional Teams									
Resource	Status	Total	FMC Available		Partially Available	Not Available	Status	Comments	Rating Criterion
NWC		5	5	100%	0	0	Not Activated		<ul style="list-style-type: none"> <li>• Green = FMC</li> <li>• Yellow = PMC</li> <li>• Red = NMC</li> </ul>
NRCC		2	344	89%	0	44	Not Activated		
HLT		1	N/A	N/A	0	0	Not Activated		
DEST							Not Activated		
RRCCs		10	10	100%	0	0	Not Activated		
RWCs/MOCs		10	10	100%	0	0	Not Activated	Region III – LNO deployed to VA Region IV RWC – Returned to Normal Operations; LNO deployed to MS Region VI RWC – Returned to Normal Operations	



# FEMA

**FEMA's mission is to support our citizens and first responders to ensure that as a nation we work together to build, sustain, and improve our capability to prepare for, protect against, respond to, recover from, and mitigate all hazards.**