

The Disaster Center is dedicated to the idea that disaster mitigation is cost effective and individuals pursuing their own interest are the greatest potential force for disaster reduction.

Please consider making a small donation to the Disaster Center



When disaster mitigation is cost effective, we are on the road to bringing disasters to an end.



FEMA

Daily Operations Briefing

Sunday, February 26, 2017

8:30 a.m. EST

Significant Activity – Feb 25-26



FEMA

Significant Events: None

Significant Weather:

- Marginal Risk of Severe Thunderstorms across central and northeast TX
- Critical Fire weather area for portions of the western southern plains
- Space Weather: Past 24 hours – none observed; next 24 hours – none predicted

Tropical Activity: No activity affecting U.S. interests

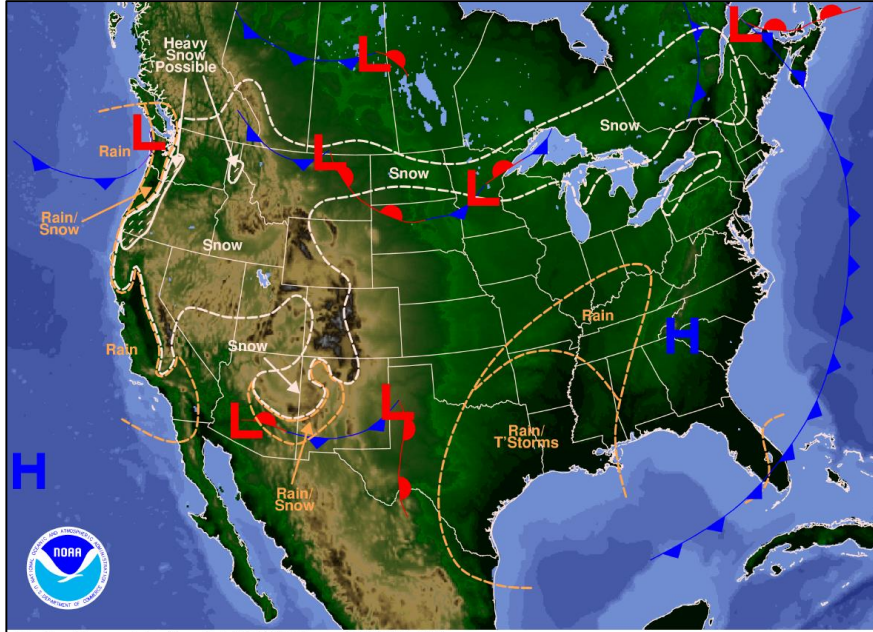
Earthquake Activity: No significant activity

Declaration Activity: None

National Weather Forecast

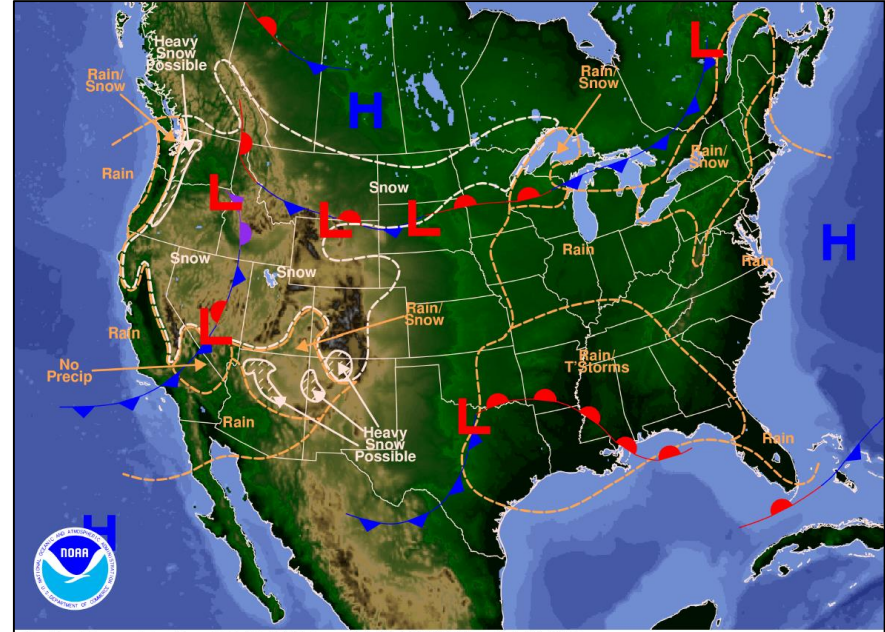


FEMA



Weather Forecast for Sun, Feb 26, 2017, issued 4:04 AM EST
DOC/NOAA/NWS/NCEP/Weather Prediction Center
Prepared by Santorelli based on WPC, SPC and NHC forecasts

Today



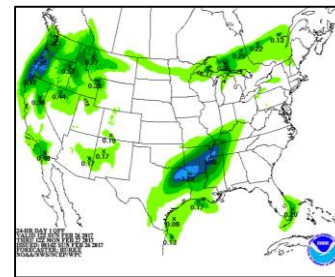
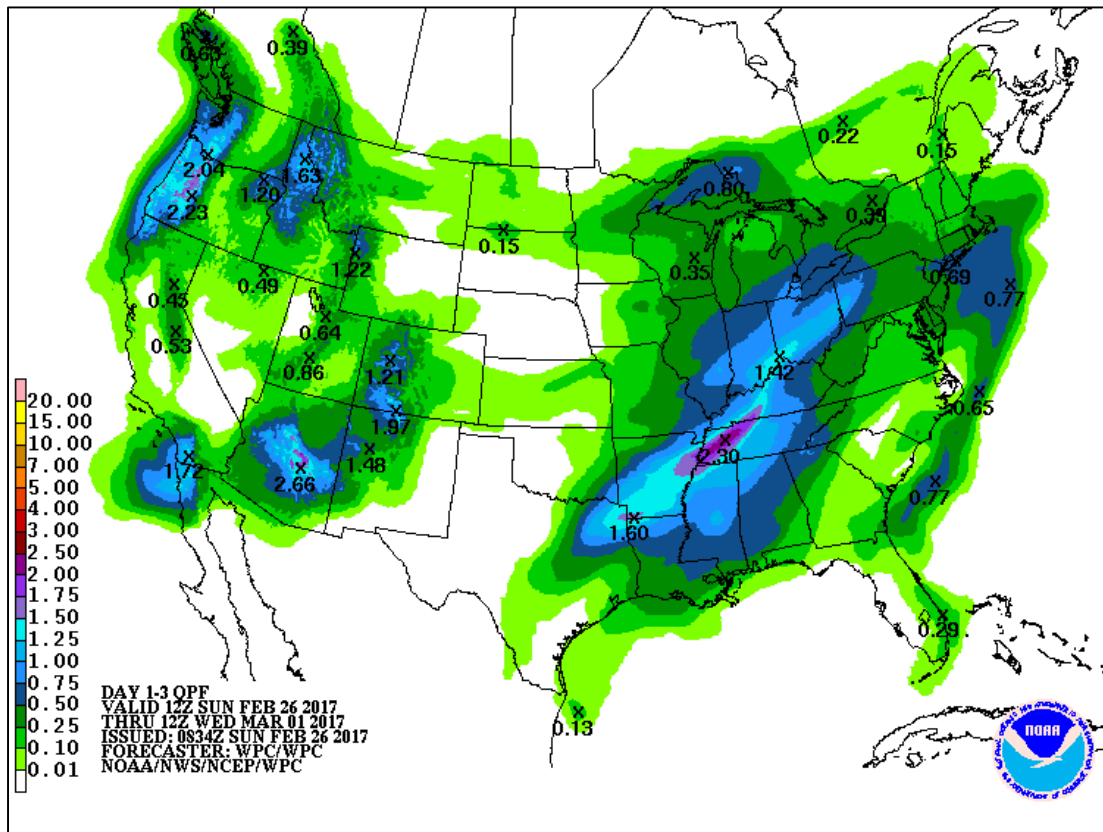
Weather Forecast for Mon, Feb 27, 2017, issued 4:07 AM EST Sun, Feb 26, 2017
DOC/NOAA/NWS/NCEP/Weather Prediction Center
Prepared by Santorelli based on WPC, SPC and NHC forecasts

Tomorrow

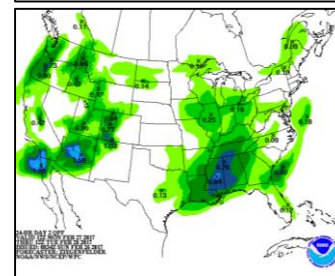
Precipitation Forecast – Days 1-3



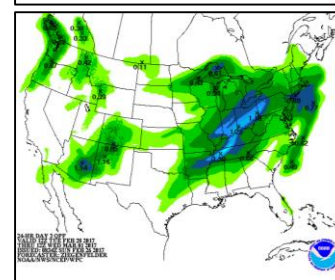
FEMA



Day 1

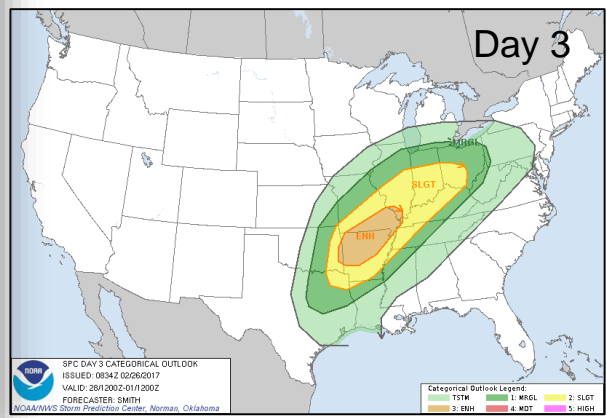
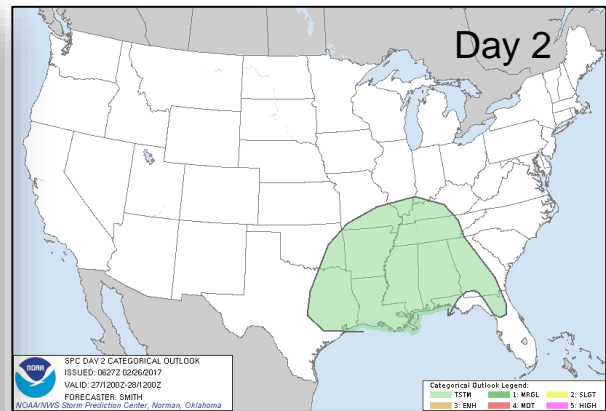
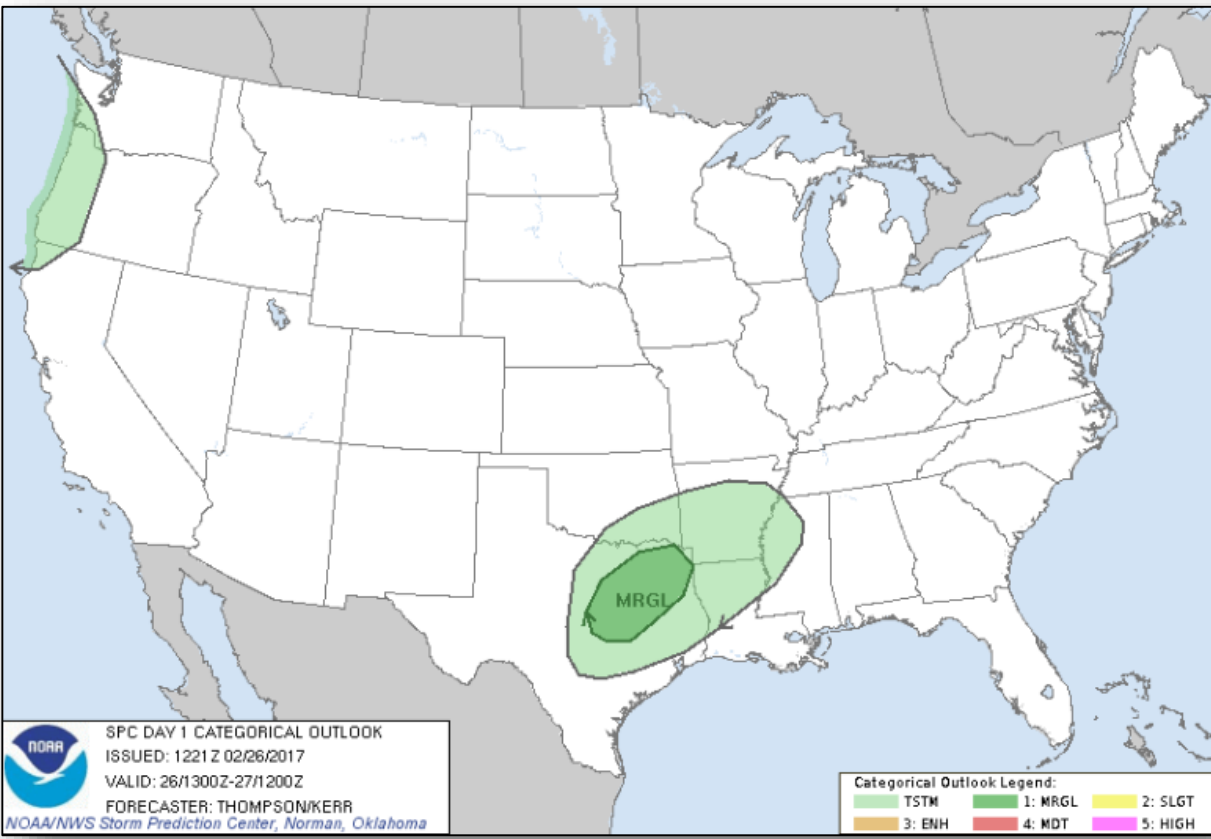


Day 2



Day 3

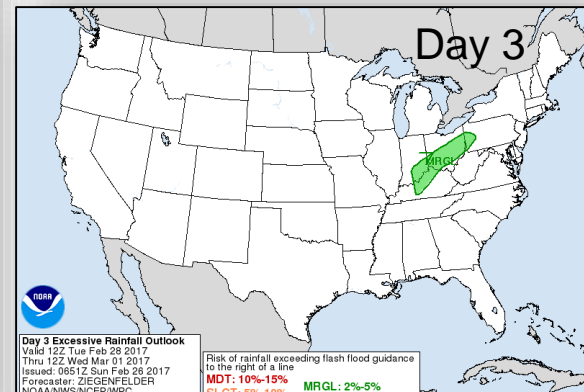
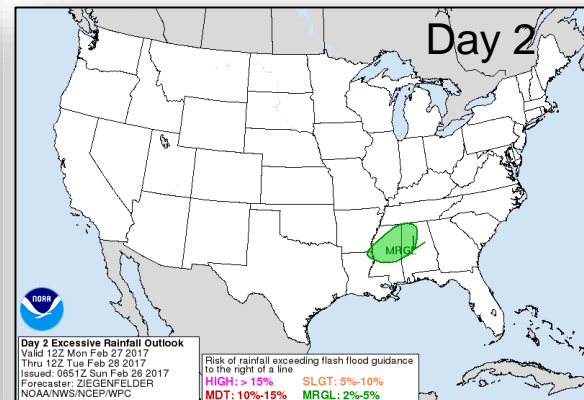
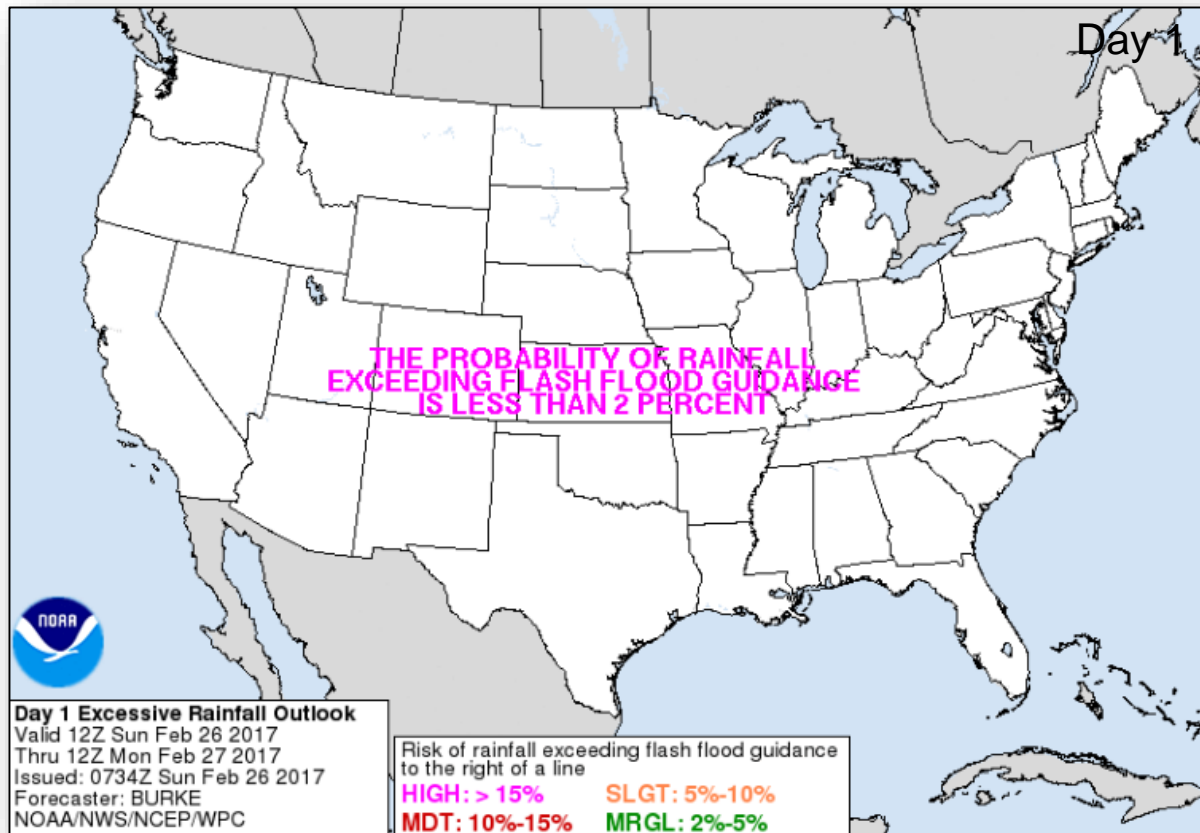
Severe Weather Outlook – Days 1-3



Flash Flood Potential



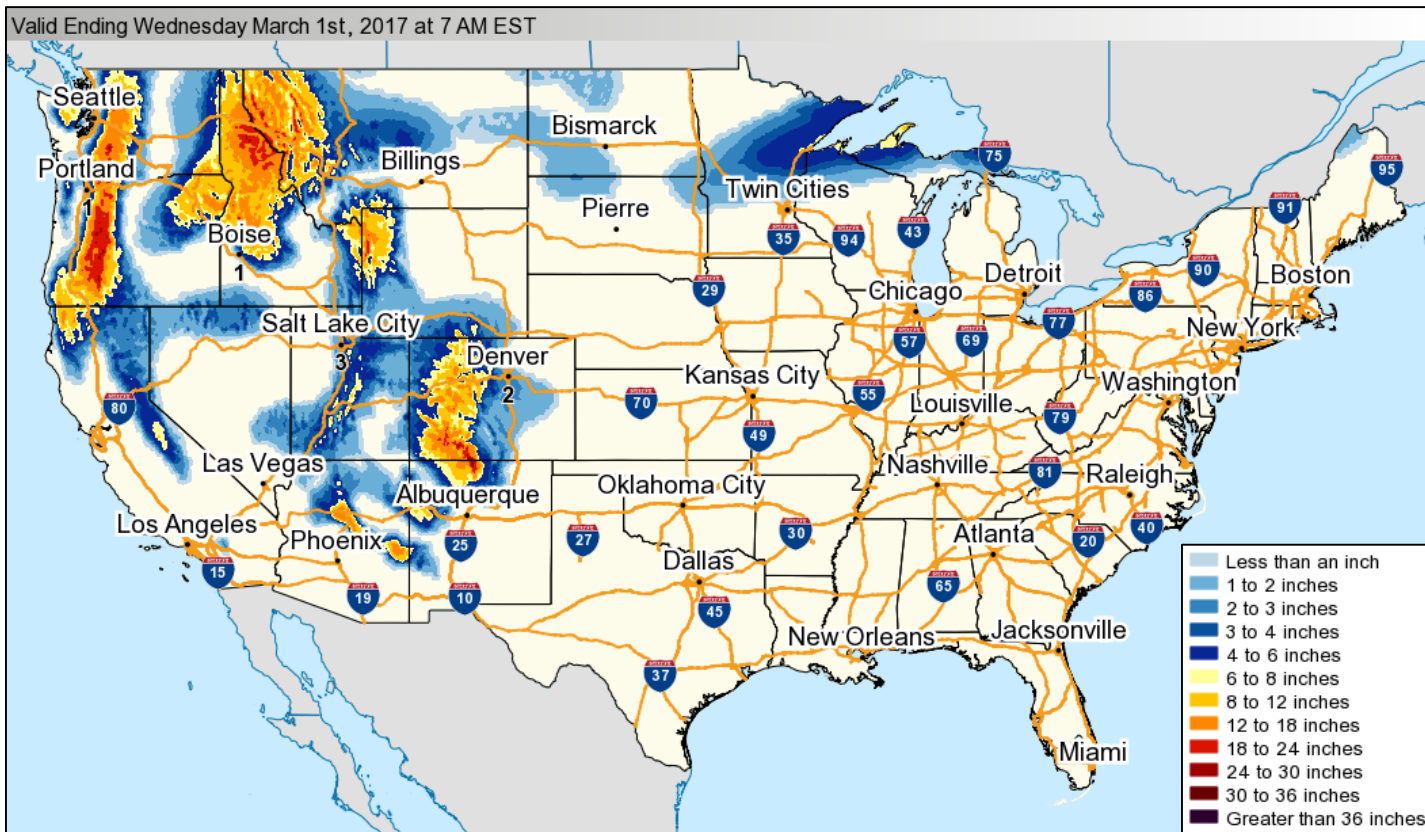
FEMA



Forecast Snowfall – Days 1-3



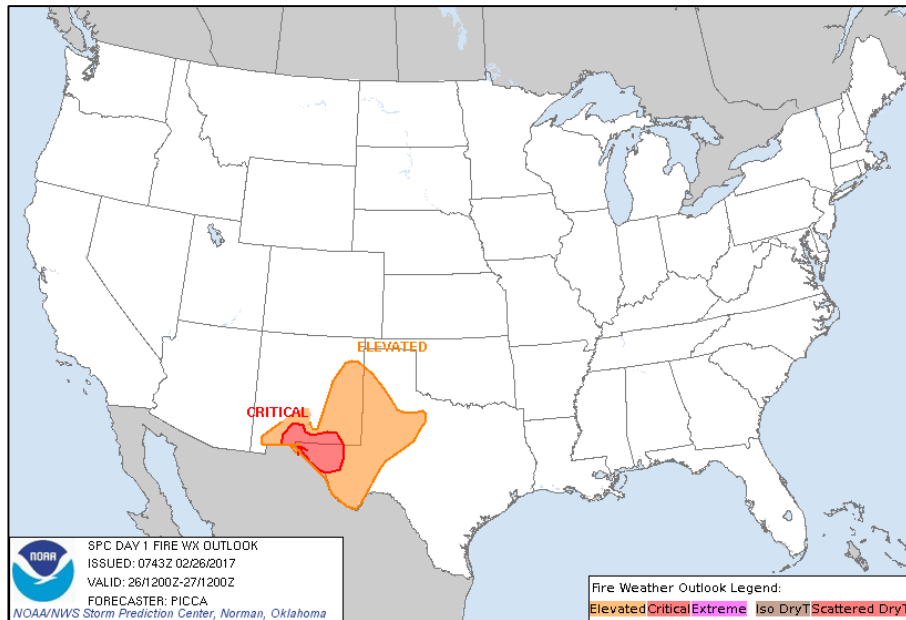
FEMA



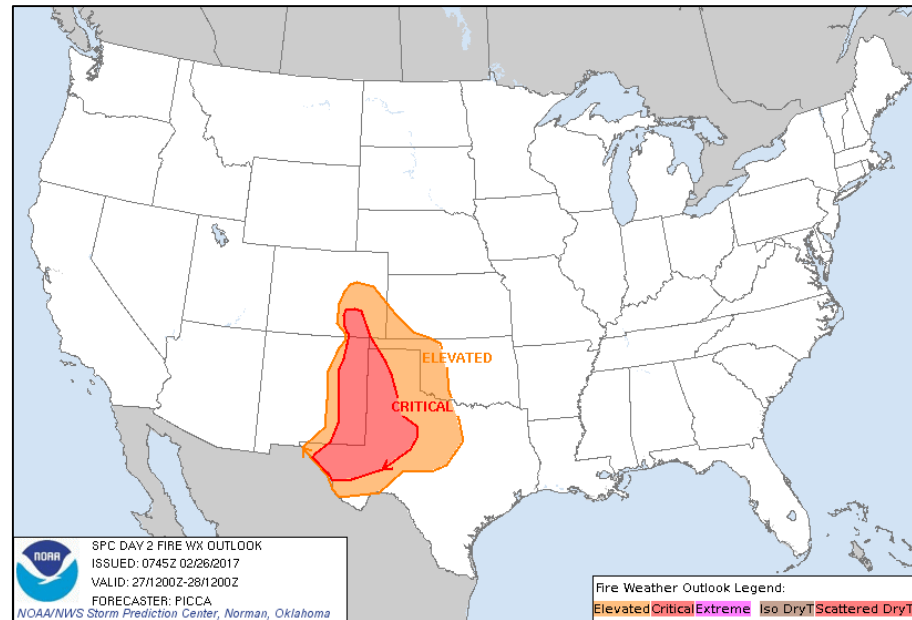
Fire Weather Outlook



FEMA

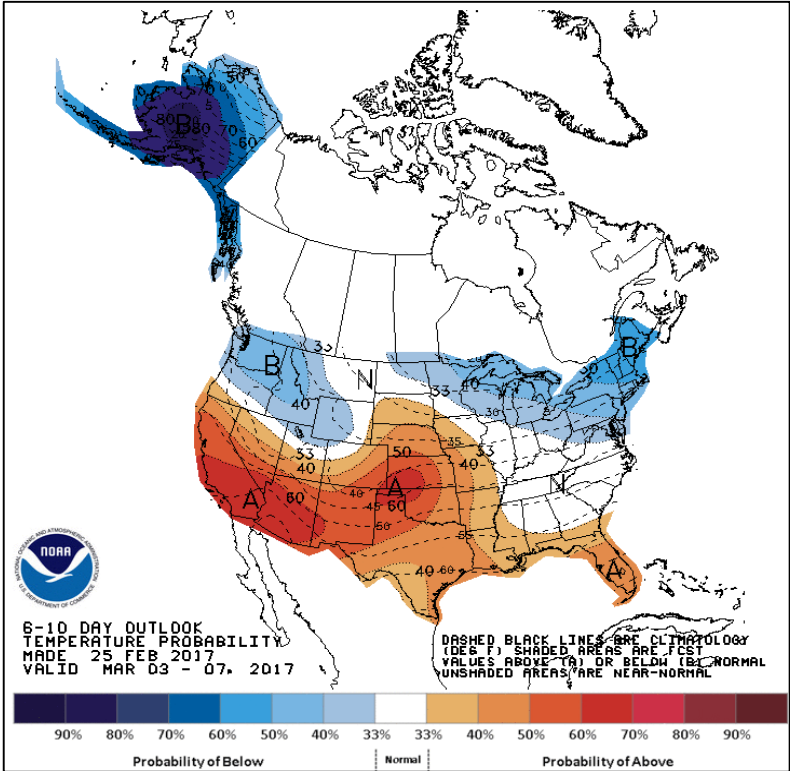


Day 1

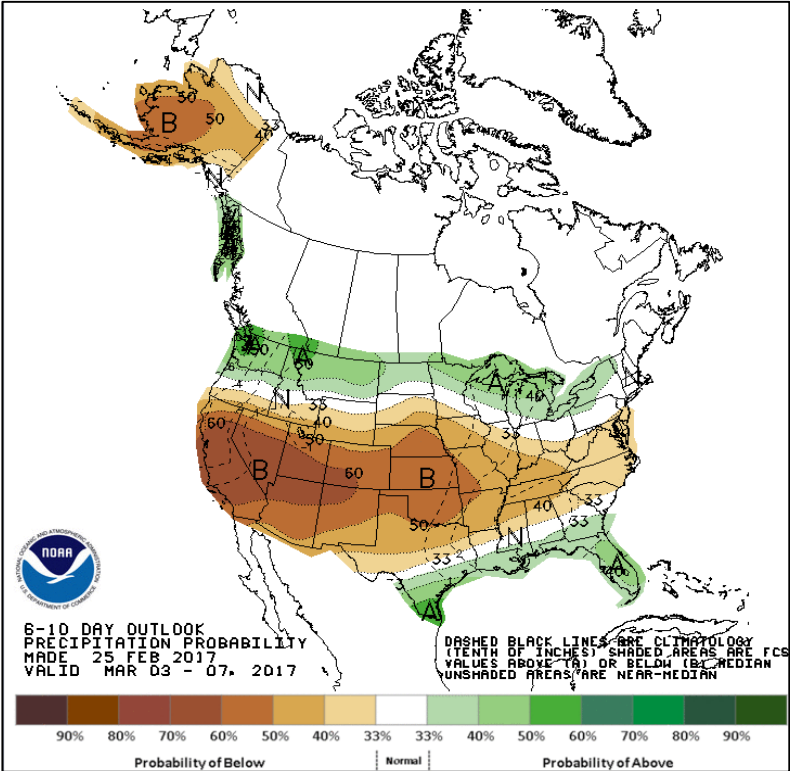


Day 2

6-10 Day Outlooks



6-10 Day Temperature Probability





6-10 Day Precipitation Probability

Space Weather



FEMA

	Space Weather Activity	Geomagnetic Storms	Solar Radiation	Radio Blackouts
Past 24 Hours	None	None	None	None
Next 24 Hours	None	None	None	None
For further information on NOAA Space Weather Scales refer to http://www.swpc.noaa.gov/noaa-scales-explanation				





FEMA

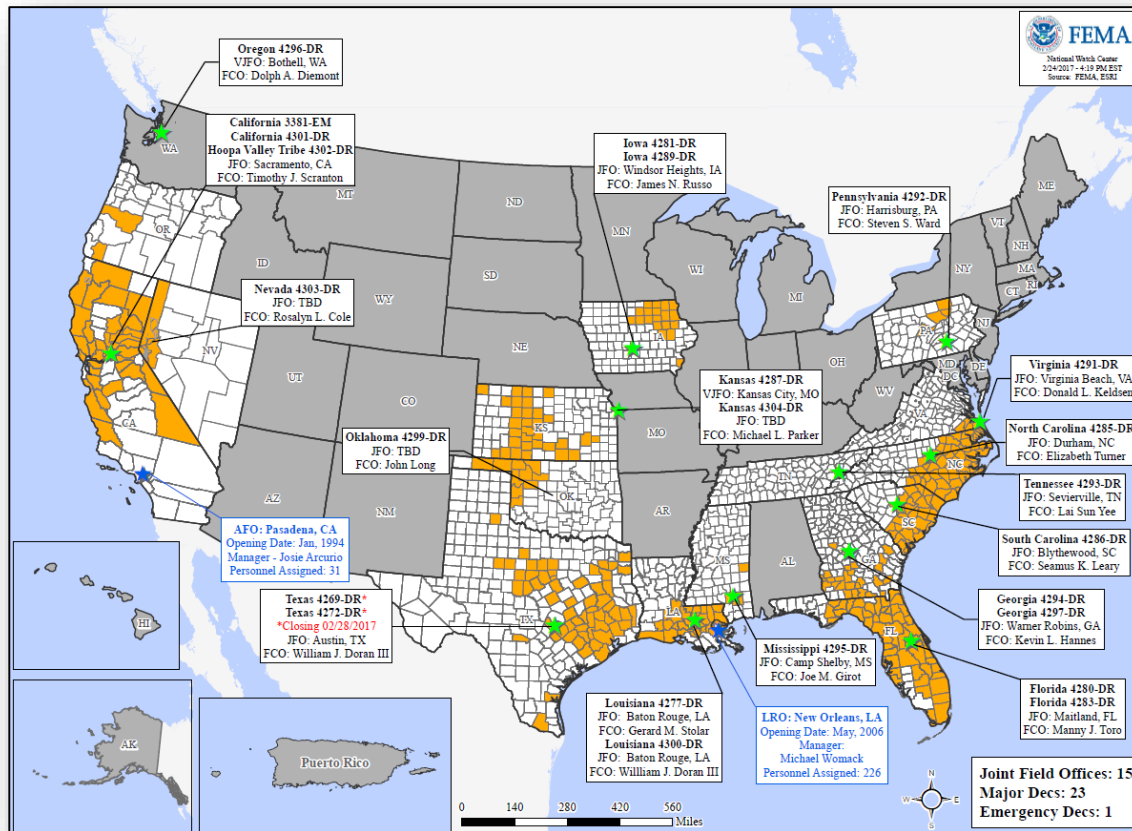
Joint Preliminary Damage Assessments

Region	State / Location	Event	IA/PA	Number of Counties		Start – End
				Requested	Completed	
X	Oregon	Severe Winter Weather January 8-20, 2017	IA	0	0	N/A
			PA	12	0	2/27 – TBD

Open Field Offices



FEMA



Readiness – Deployable Teams and Assets



FEMA

Resource	Force Strength	Available		Deployed	Other	Cadres with less than 25% availability
Total Workforce	10,191	5,562	54%	3,240	1,389	None

Resource	Status	Total	FMC Available	Partially Available	Not Available	Detailed, Deployed, Activated	Comments	Status Criteria																				
National IMAT		3	0	0	1	2	East-1 to CA (Oroville Dam Spillway Erosion) East-2 reconstituting through 2/28 West to GA (DR-4294, DR-4297)	Green: >3 Teams Available Yellow: 1 - 2 Teams Available Red: 0 Teams Available <i>N-IMAT red if 50% of Section Chiefs or Team Leader unavailable for deployment</i>																				
Regional IMAT		13	8	0	0	5	<u>Region VIII demobilized from 4298-DR Deployed:</u> Region IV-2 to MS (DR-4295) Region VI-2 to LA (DR-4300) Region IX-1 to NV (DR-4303) Region IX-2 to CA (EM-3381) Region X to WA (DR-4296)	Green > 6 Teams Available Yellow: 4 - 6 Teams Available Red: 0 - 4 Teams Available <i>R-IMAT also red if TL or Ops / Log Chief is unavailable & has no qualified replacement</i>																				
FCO		35	1	0	4	30		OCD Readiness <table><tr><td>FCO</td><td>Green</td><td>Yellow</td><td>Red</td></tr><tr><td>Type 1</td><td>3+</td><td>2</td><td>1</td></tr><tr><td>Type 2</td><td>4+</td><td>3</td><td>2</td></tr><tr><td>Type 3</td><td>4+</td><td>3</td><td>2</td></tr><tr><td>FDRC</td><td>3</td><td>2</td><td>1</td></tr></table>	FCO	Green	Yellow	Red	Type 1	3+	2	1	Type 2	4+	3	2	Type 3	4+	3	2	FDRC	3	2	1
FCO	Green	Yellow	Red																									
Type 1	3+	2	1																									
Type 2	4+	3	2																									
Type 3	4+	3	2																									
FDRC	3	2	1																									
FDRC		11	4	0	3	4																						
US&R		28	25	0	0	0		Green: >66% Available Yellow: 33% - 66% Available Red: <33% Available																				
MERS		36	27	0	6	3	<u>Assets are supporting:</u> CA: EM-3381 CA: DR-4301	Green: >66% Available Yellow: 33% - 66% Available Red: <33% Available																				

Readiness – Activation Teams



FEMA

Resource	Status	Total	Status	Activated Team	Activation Level	Activation Times	Reason/Comments
NWC		5	Not Activated				
NRCC		2	Not Activated				
HLT		1	Not Activated				Deactivated for the season
RWCs/MOCs		10	Not Activated				
RRCCs		10	Not Activated				

Back-up Regions (Feb 20-26): **II & V**



FEMA

FEMA's mission is to support our citizens and first responders to ensure that as a nation we work together to build, sustain, and improve our capability to prepare for, protect against, respond to, recover from, and mitigate all hazards.