

The Disaster Center is dedicated to the idea that disaster mitigation is cost effective and individuals pursuing their own interest are the greatest potential force for disaster reduction.

Please consider making a small donation to the Disaster Center



When disaster mitigation is cost effective, we are on the road to bringing disasters to an end.



FEMA

Daily Operations Briefing

Saturday, February 28, 2015

8:30 a.m. EST

Significant Activity: Feb 27 – 28



Significant Events: None

Significant Weather:

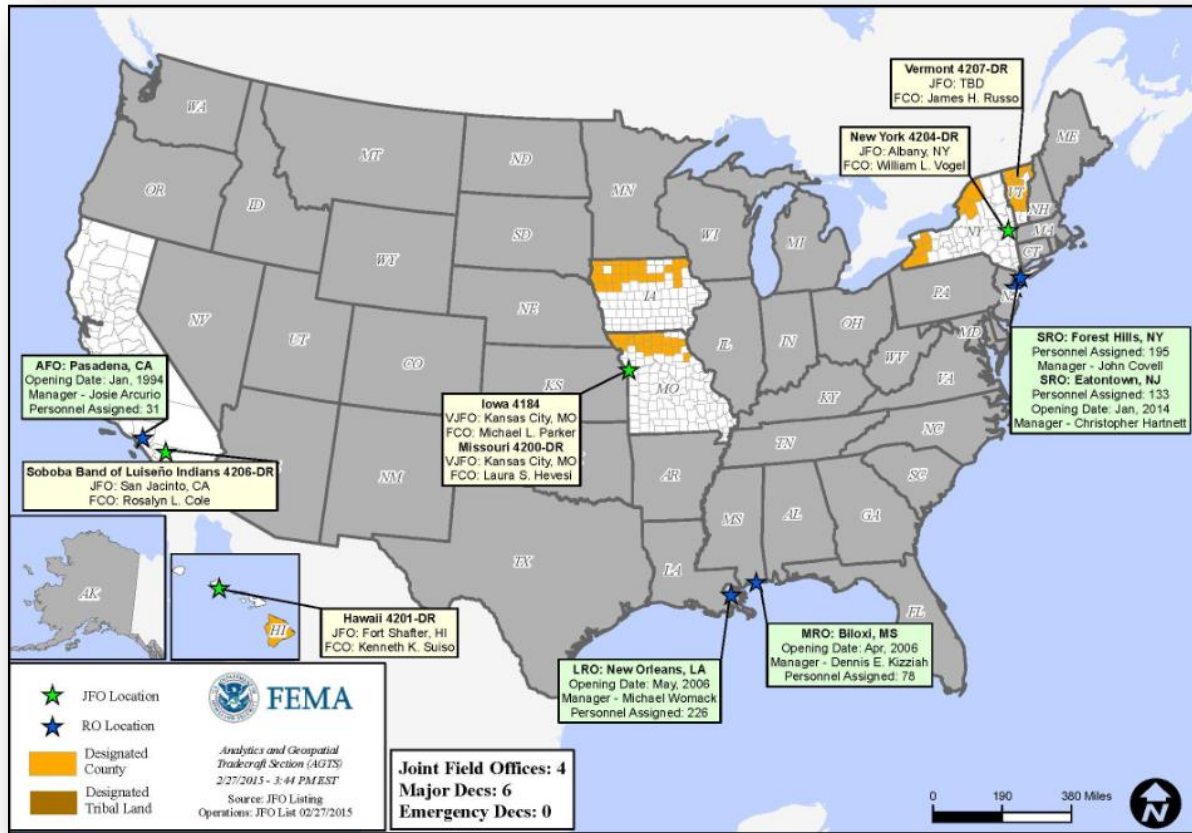
- Heavy Snow – Parts of the Central Rockies, Central Plains to the Great Lakes
- Freezing rain – From the Southern Plains to the Ohio Valley
- Heavy rain, scattered thunderstorms – Parts of the Southwest
- Elevated Fire Weather/Red Flag Warnings: none
- Space Weather: Past 24 hours : None; Next 24 hours: Minor with Geomagnetic storms reaching G1 level

Tropical Activity: No significant activity

FEMA Readiness: None

Disaster Activity: None

Open Field Offices as of February 28



Disaster Requests & Declarations



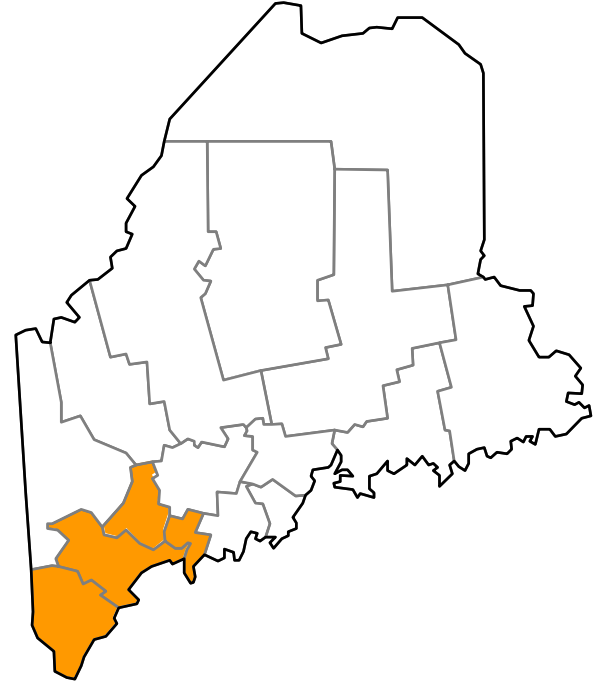
Declaration Requests in Process		Requests APPROVED (since last report)	Requests DENIED (since last report)
1	Date Requested	0	0
Maine – DR Severe Winter Storm, Snowstorm and Flooding	February 27, 2015		

Major Disaster Declaration Request – ME



February 27, 2015

- Request for Major Disaster Declaration for State of Maine
- For severe winter storm, snowstorm and flooding that occurred January 26 - 28, 2015
- Requesting
 - Public Assistance and snow assistance for 4 counties
 - Hazard Mitigation statewide



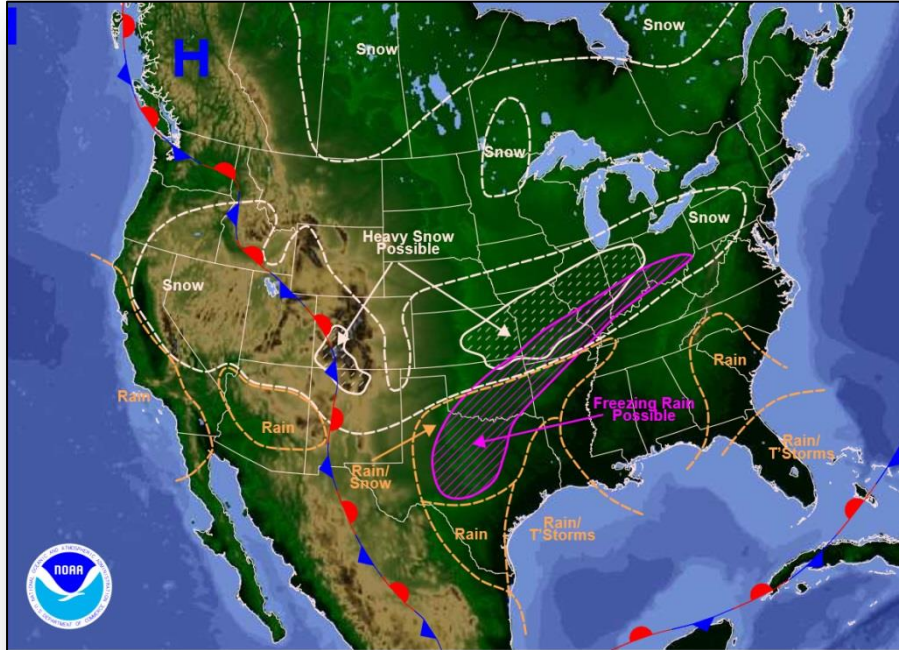
■ Requested Counties

Joint Preliminary Damage Assessments



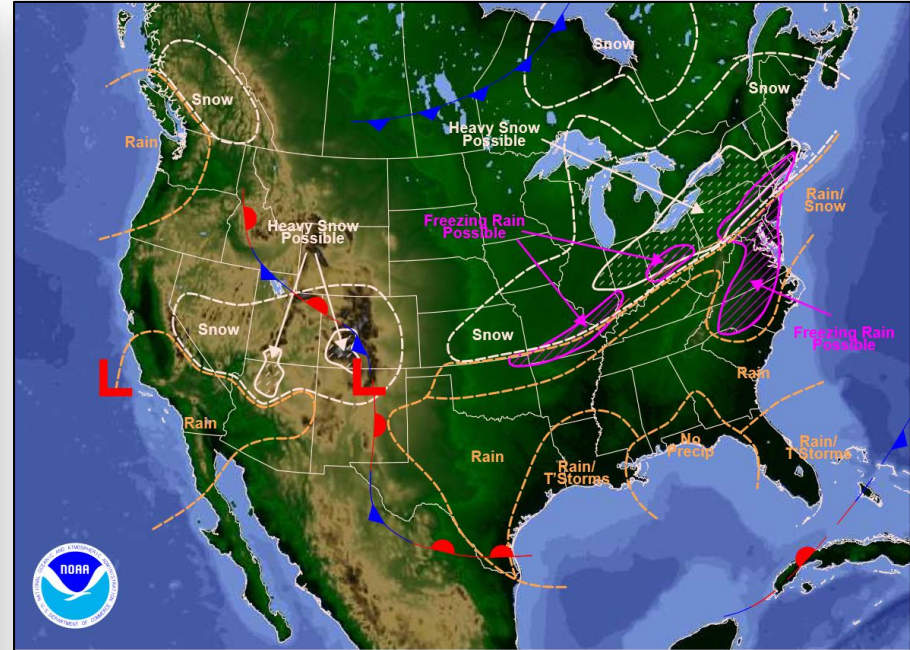
Region	State / Location	Event	IA/PA	Number of Counties		Start – End
				Requested	Complete	
I	NH	January Blizzard January 25, 2015	PA	3	3	02/09 – 2/26
I	RI	January Blizzard January 25, 2015	PA	5	0	02/11 – TBD
I	CT	January Blizzard January 25, 2015	PA	4	0	02/24 – TBD
I	MA	January Blizzard January 25, 2015	PA	10	10	02/17 – 2/26
I	ME	January Blizzard January 25, 2015	PA	3	0	02/19 – TBD

National Weather Forecast



Weather Forecast for Sat, Feb 28, 2015, issued 3:44 AM EST
DOC/NOAA/NWS/NCEP/Weather Prediction Center
Prepared by Fanning based on WPC, SPC and NHC forecasts

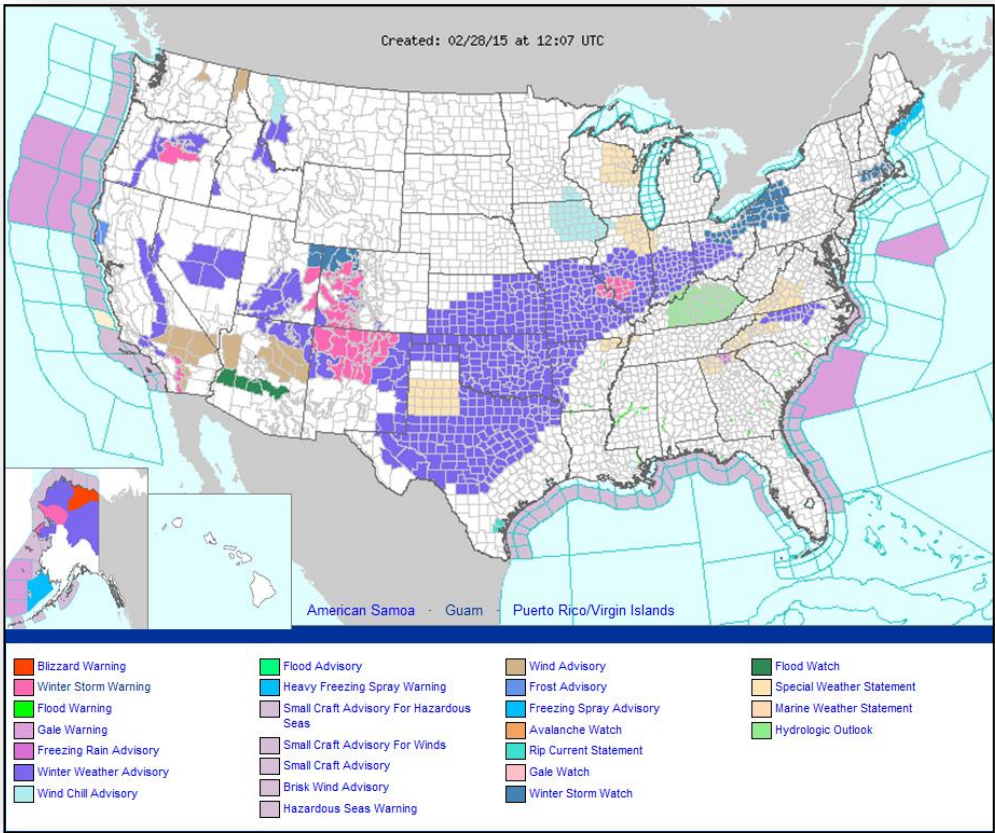
Today



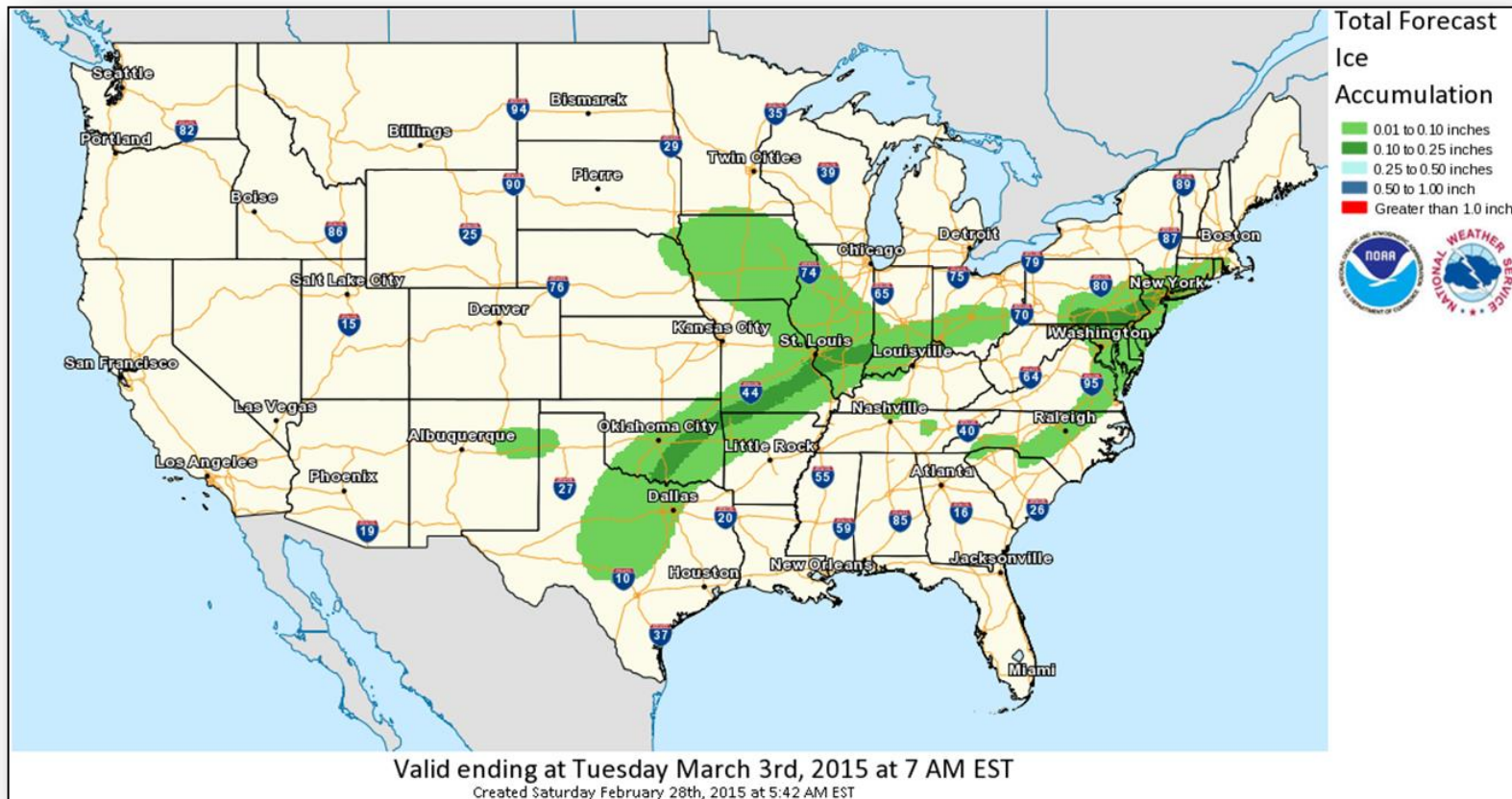
Weather Forecast for Sun, Mar 01, 2015, issued 3:47 AM EST Sat, Feb 28, 2015
DOC/NOAA/NWS/NCEP/Weather Prediction Center
Prepared by Fanning based on WPC, SPC and NHC forecasts

Tomorrow

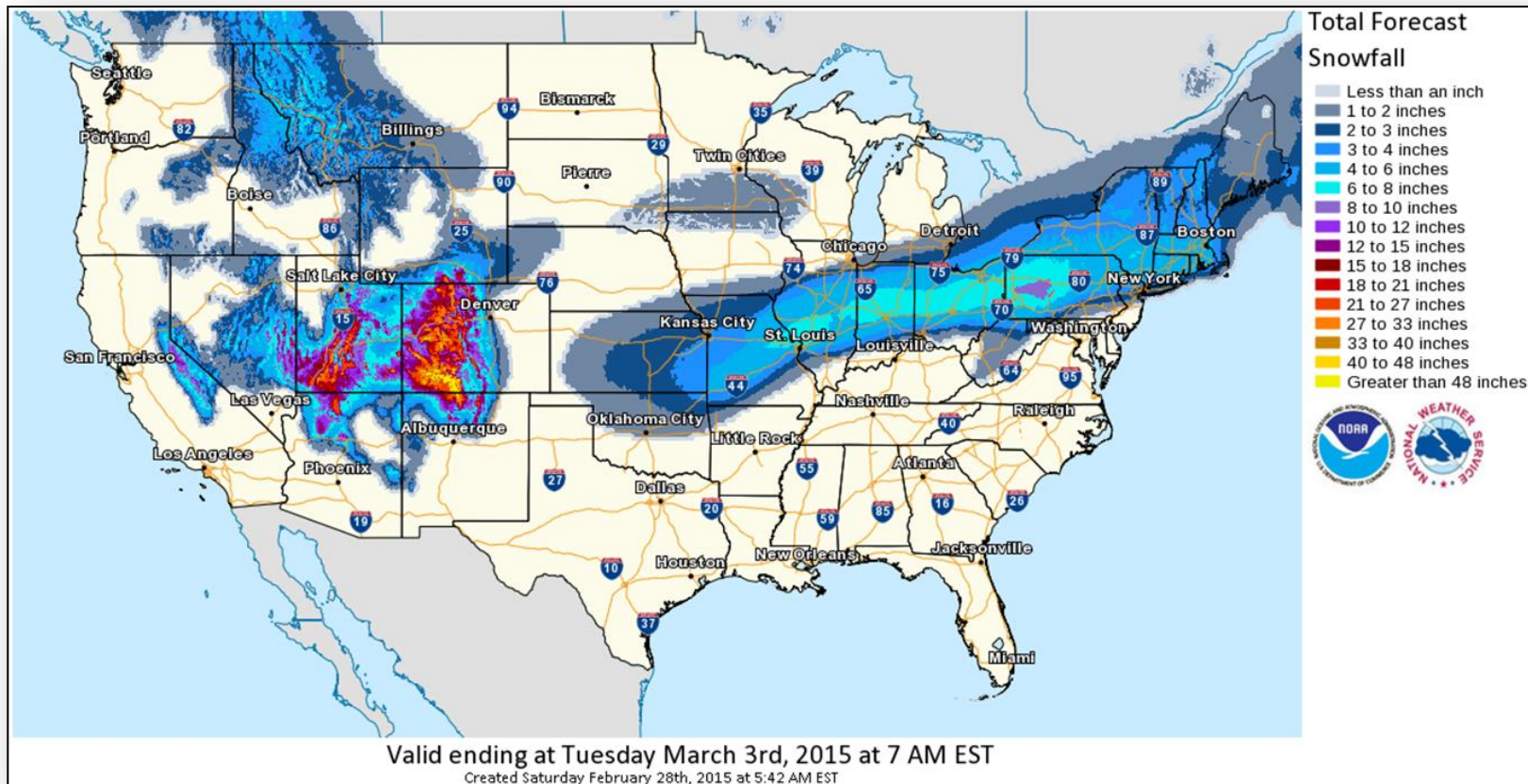
Active Watches/Warnings



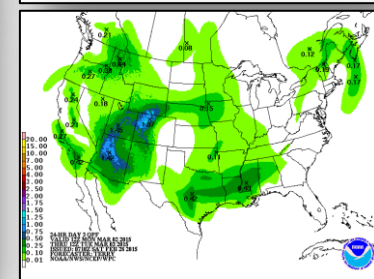
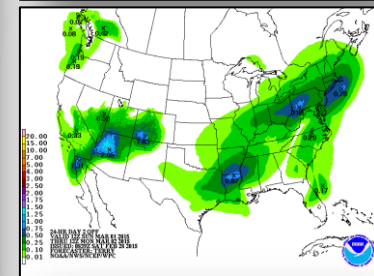
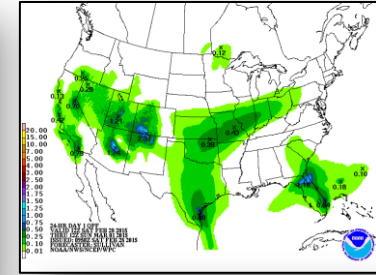
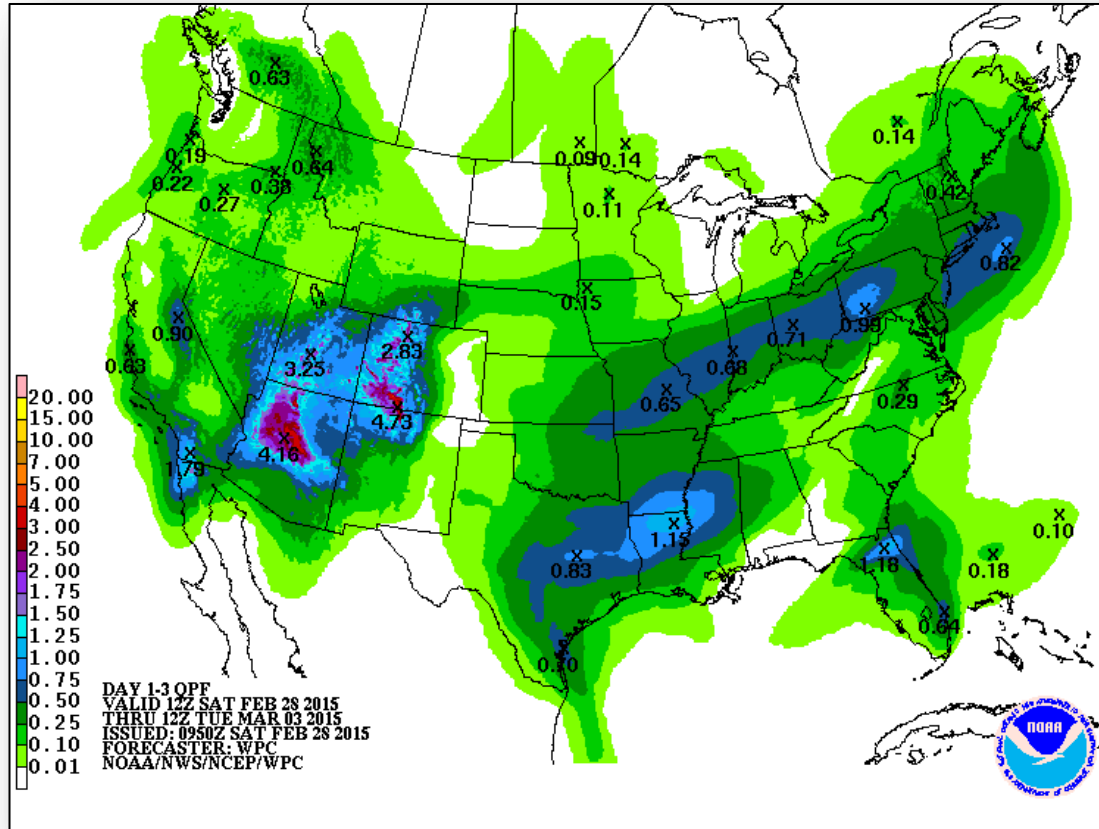
Total Forecast Ice



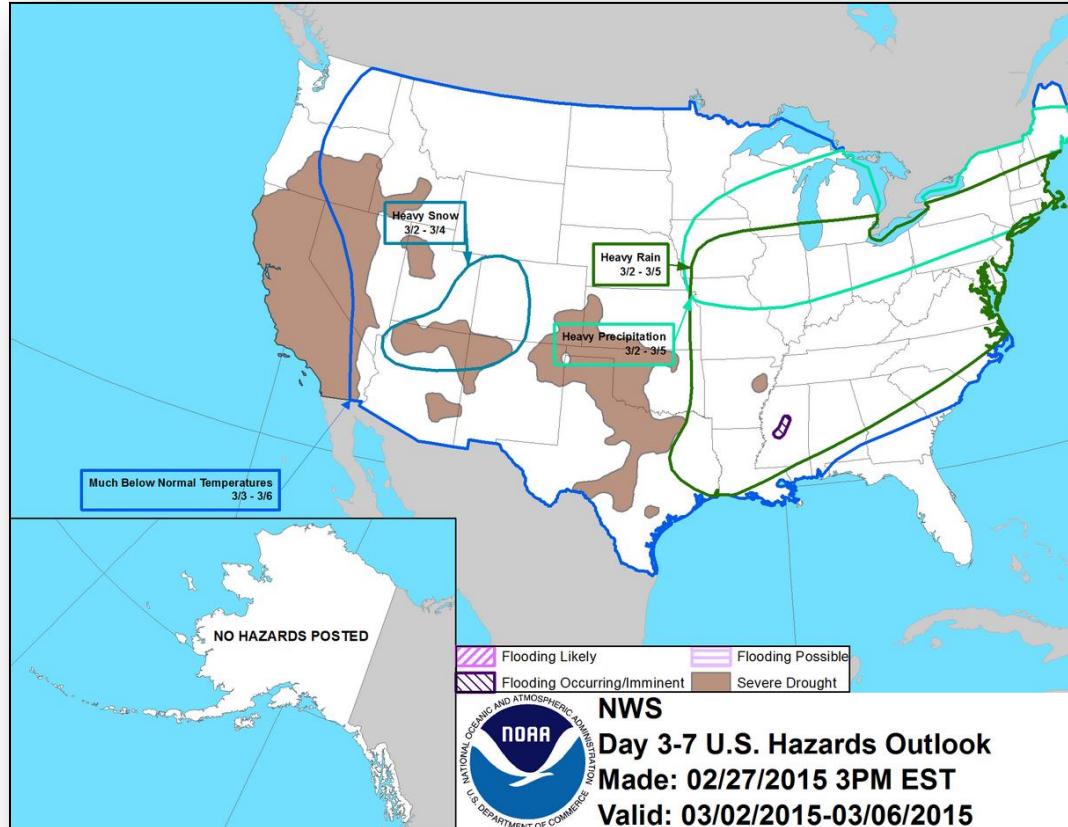
Total Forecast Snowfall



Precipitation Forecast – 3 Day



Hazard Outlook: Mar 2-6

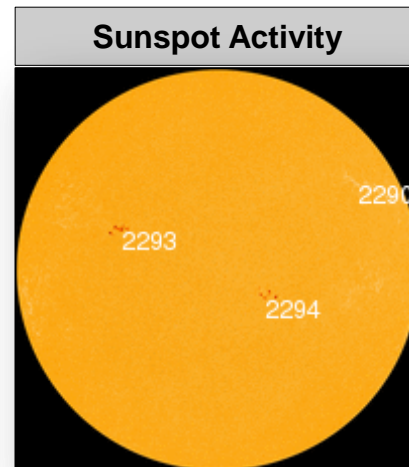
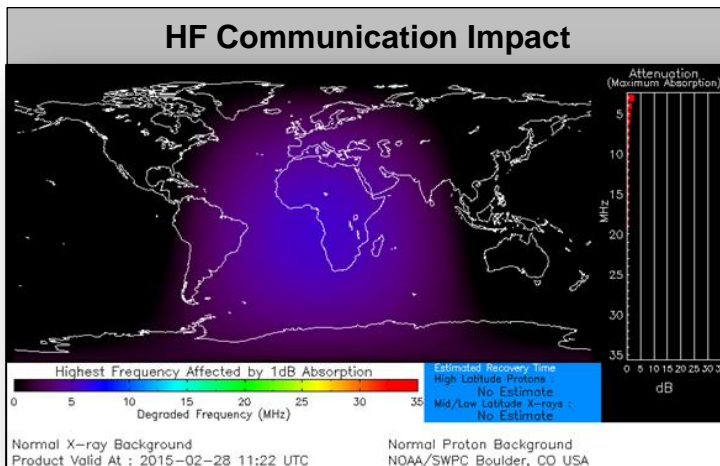


Space Weather



FEMA

NOAA Scales Activity (Range: 1/minor to 5/extreme)	Past 24 Hours	Current	Next 24 Hours
Space Weather Activity:	None	None	Minor
• Geomagnetic Storms	None	None	G1
• Solar Radiation Storms	None	None	None
• Radio Blackouts	None	None	None



FEMA Readiness – Deployable Teams /Assets



Deployable Teams/Assets									
Resource	Status	Total	FMC Available		Partially Available	Not Available	Detailed, Deployed, Activated	Comments	Rating Criterion
FCO		37	20	54%	0	1	16		OFDC Readiness: <u>FCO</u> <u>Green</u> <u>Yellow</u> <u>Red</u> Type 1 3+ 2 1 Type 2 4+ 3 2 Type 3 4 3 2 <u>FDR</u> 3 2 1
FDR		10	10	100%	0	0	0		
US&R		28	27	96%	0	1	0	• NM-TF1 (Red – Personnel shortages)	• Green = Available/FMC • Yellow = Available/PMC • Red = Out-of-Service • Blue = Assigned/Deployed
National IMAT		3	1	33%	0	0	2	• IMAT East 1 – Deployed to FEMA HQ • IMAT East 2 – Deployed to GA	• Green: 3 avail • Yellow: 1-2 avail • Red: 0 avail (<i>Individual N-IMAT red if 50% of Section Chiefs and/or Team Leader is unavailable for deployment.</i>)
Regional IMAT		13	9	69%	0	3	1	<u>Not Mission Capable (NMC):</u> • Regions IV-3, VI-1 & IX-1 <u>Deployed</u> • Region IX-2 to CA	• Green: 7 or more avail • Yellow: 4 - 6 teams available • Red: > 8 teams deployed/unavailable <i>R-IMAT also red if TL Ops/Log Chief is unavailable and has no qualified replacement</i>
MCOV		60	59	98%	0	1	0		• Green = 80 – 100% avail • Yellow = 60 – 79% avail • Red = 59% or below avail • Readiness remains 95%

FEMA Readiness – National/Regional Teams



National/Regional Teams									
Resource	Status	Total	FMC Available		Partially Available	Not Available	Deployed/ Activated	Comments	Rating Criterion
NWC		5	5	100%	0	0	Activated	Enhanced Watch (day shift only)	<div>• Green = FMC</div> <div>• Yellow = PMC</div> <div>• Red = NMC</div>
NRCC		2	344	89%	0	44	Not Activated		
HLT		1	N/A	N/A	0	0	Not Activated		
DEST							Not Activated		
RRCCs		10	10	100%	0	0	Not Activated		
RWCs/MOCs		10	10	100%	0	0	Not Activated		



FEMA

FEMA's mission is to support our citizens and first responders to ensure that as a nation we work together to build, sustain, and improve our capability to prepare for, protect against, respond to, recover from, and mitigate all hazards.