

The Disaster Center is dedicated to the idea that disaster mitigation is cost effective and individuals pursuing their own interest are the greatest potential force for disaster reduction.

Please consider making a small donation to the Disaster Center



When disaster mitigation is cost effective, we are on the road to bringing disasters to an end.



# **FEMA**

## **Daily Operations Briefing**

**Tuesday, February 28, 2017**

**8:30 a.m. EST**

# Significant Activity – Feb 27-28



**Significant Events:** Presidential Address to a Joint Session of Congress

**Significant Weather:**

- Severe Thunderstorms – Southern Plains, Lower/Middle Mississippi valley, Tennessee/Ohio valleys, and lower Great Lakes
- Flash Flooding – Lower Mississippi Valley, Tennessee/Ohio valleys, and lower Great Lakes
- Freezing Rain – Northeast
- Heavy Snow – WA, ID, Southwest, Southern Rockies, and MI
- Critical/Extreme fire weather areas – NM, TX, OK, and KS
- Red Flag warnings – NM, TX, OK, CO, and KS
- Space Weather: Past 24 hours – none observed; next 24 hours – Minor with G1 Geomagnetic Storms predicted

**Tropical Activity:** No activity affecting U.S. interests

**Earthquake Activity:** No significant activity

**Declaration Activity:** None

# Presidential Address to a Joint Session of Congress



## **Situation**

The President will address a Joint Session of Congress at 9:00 p.m. EST. The event has been designated a National Special Security Event. FEMA has primary responsibility for the coordination of federal emergency management planning; Region III is responsible for coordinating any federal response in the District of Columbia.

## **Impacts**

- The Capitol Building closed to those without event credentials at 5:30 p.m. EST
- DC street closures, beginning at 7:00 p.m. EST

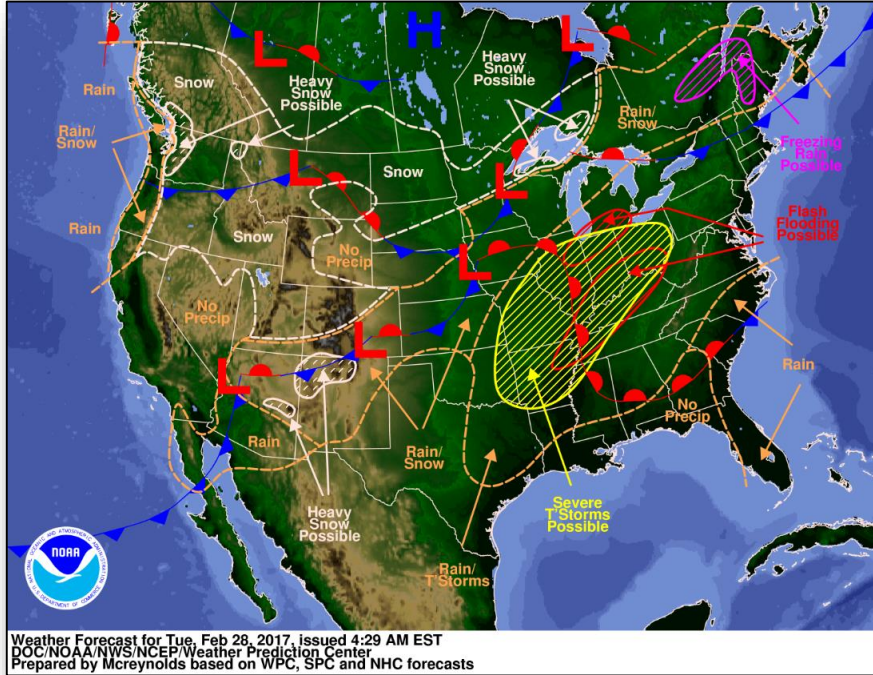
## **Response**

- NWC to Enhanced Watch at 3:00 p.m. EST through the event's conclusion
- FEMA Region III RWC to Enhanced Watch at 12:00 p.m. EST
- FEMA LNOs supporting FBI and NJTTF
- The National Urban Search & Rescue Branch to issue ESF #9 Advisory
- Mobile Emergency Response Support (MERS) Detachment supporting FEMA Region III and partners
- The following FEMA assets Alert:
  - NRCS Blue Team and ESF representatives
  - National IMAT East-2
  - CMCU
  - DEST

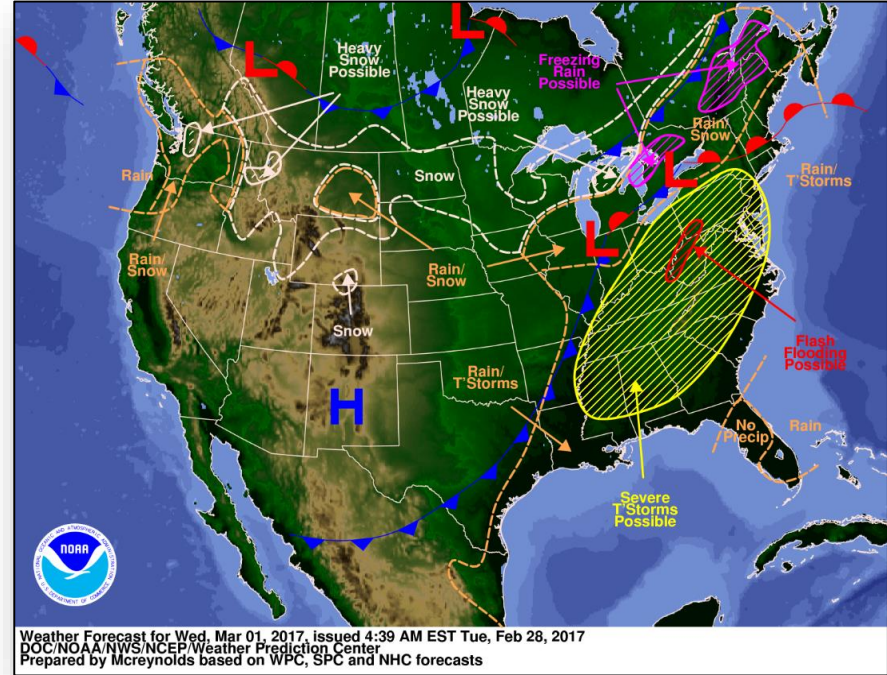
# National Weather Forecast



FEMA

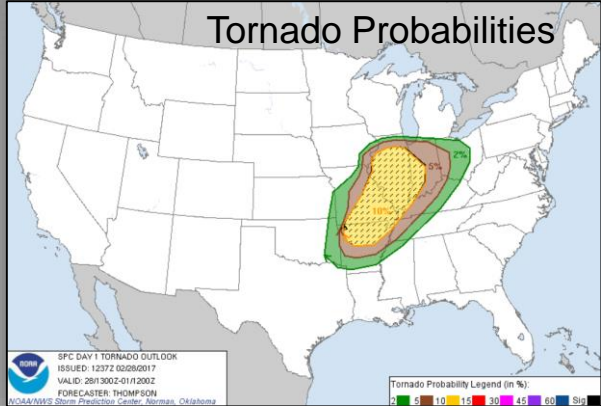
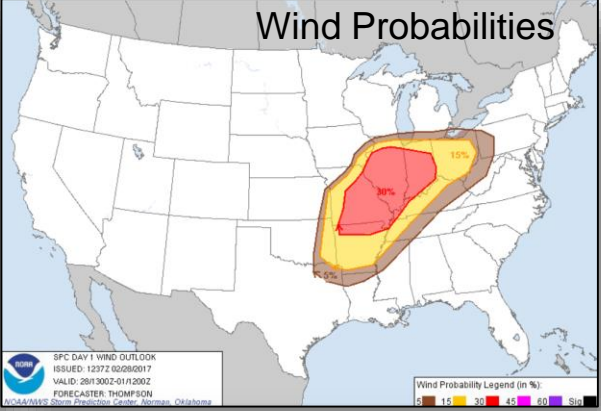
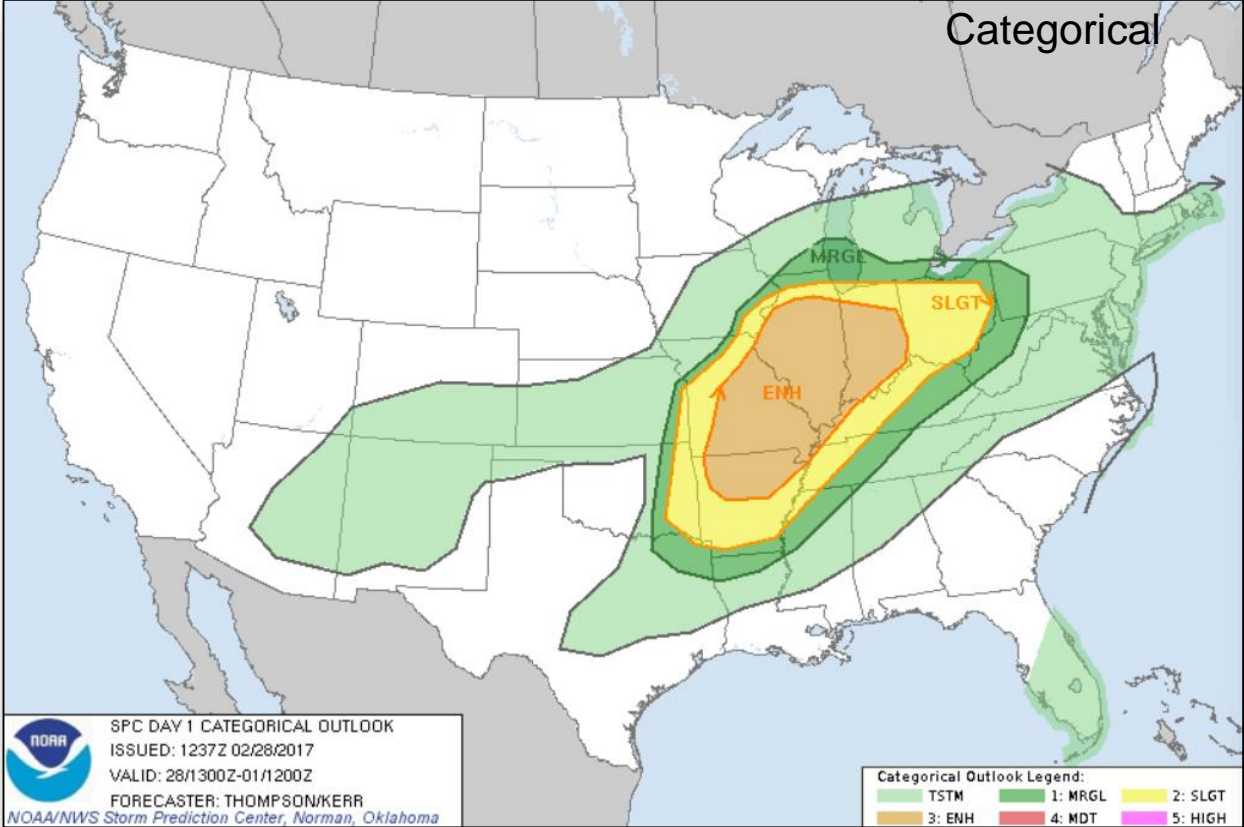


*Today*



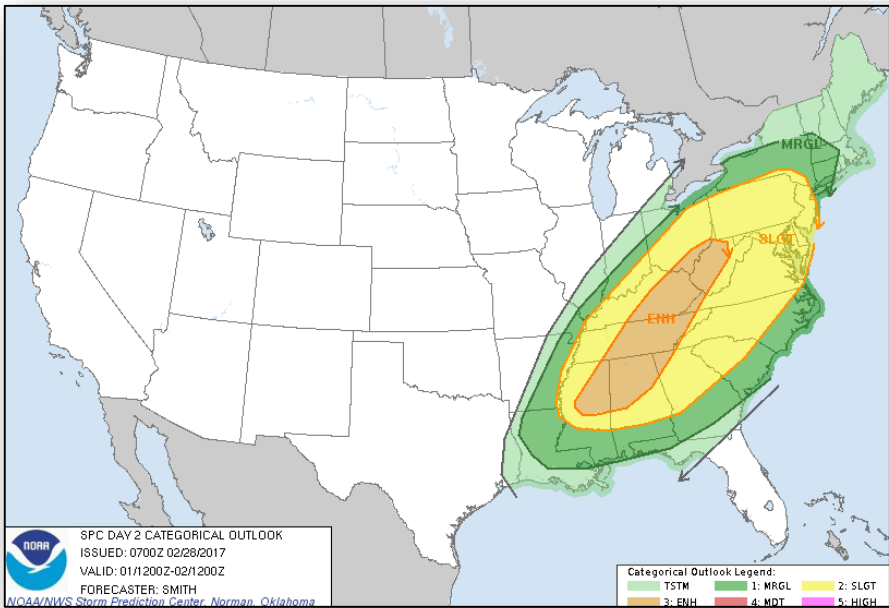
*Tomorrow*

# Severe Weather Outlook – Day 1

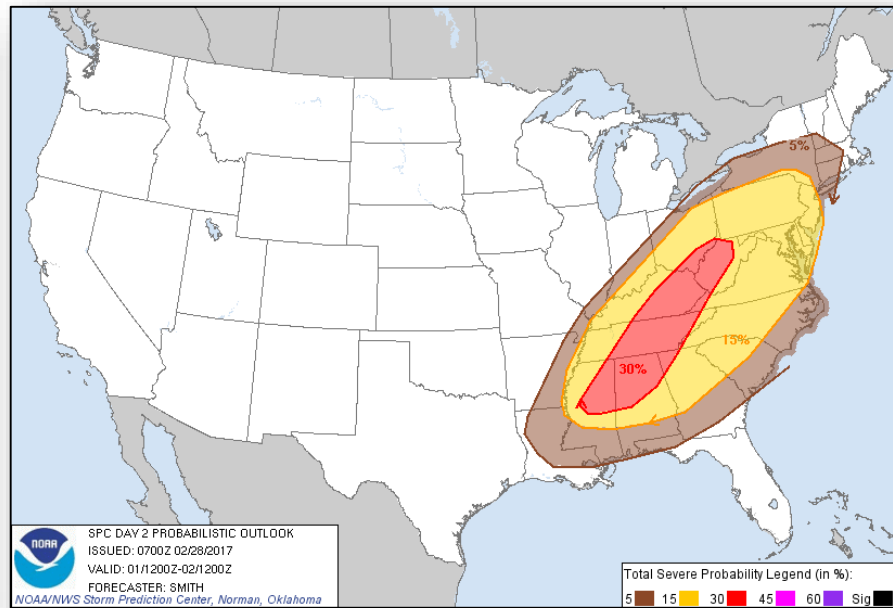




# Severe Weather Outlook – Day 2



**Categorical**

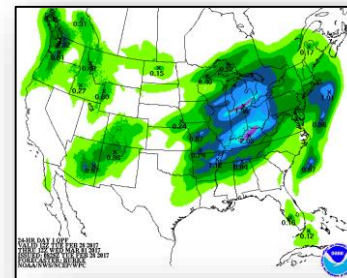
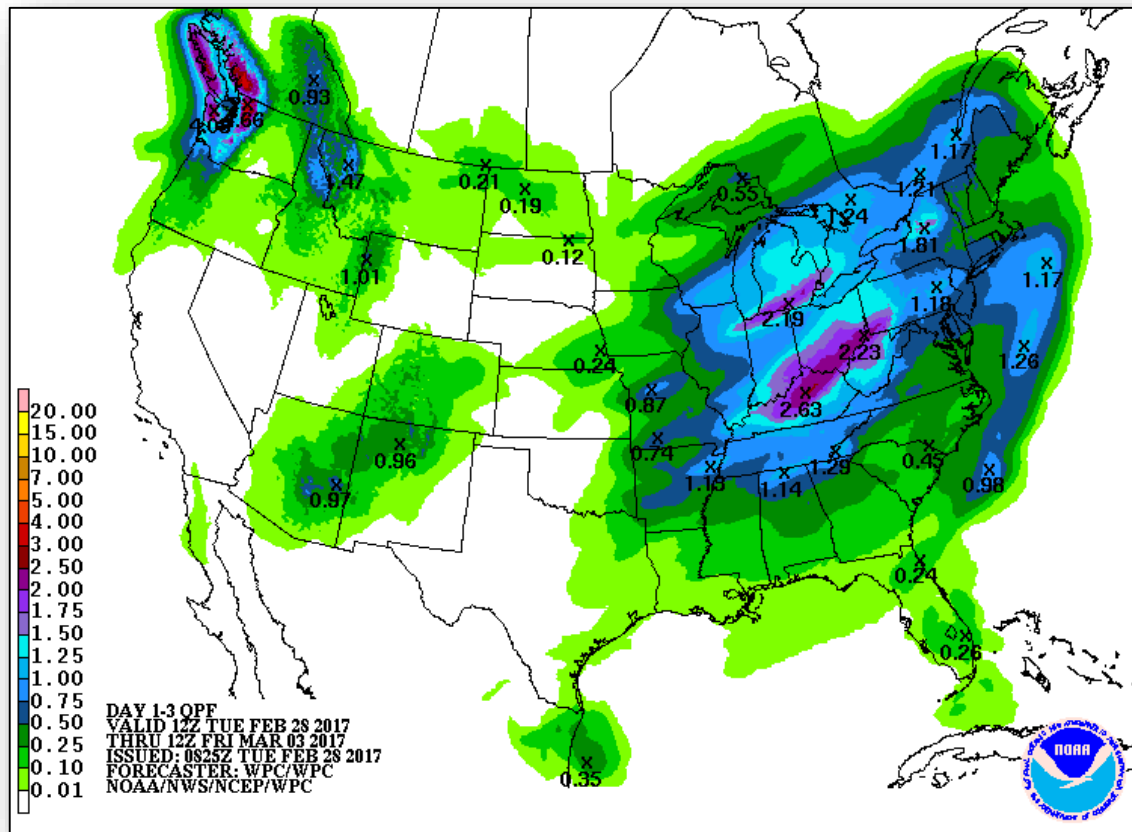


**Probabilistic**

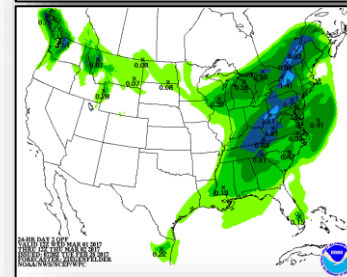
# Precipitation Forecast – Days 1-3



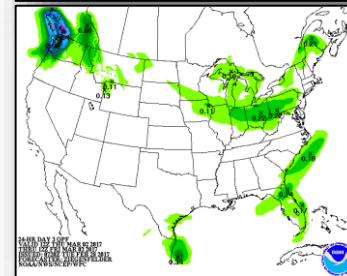
FEMA



Day 1



Day 2



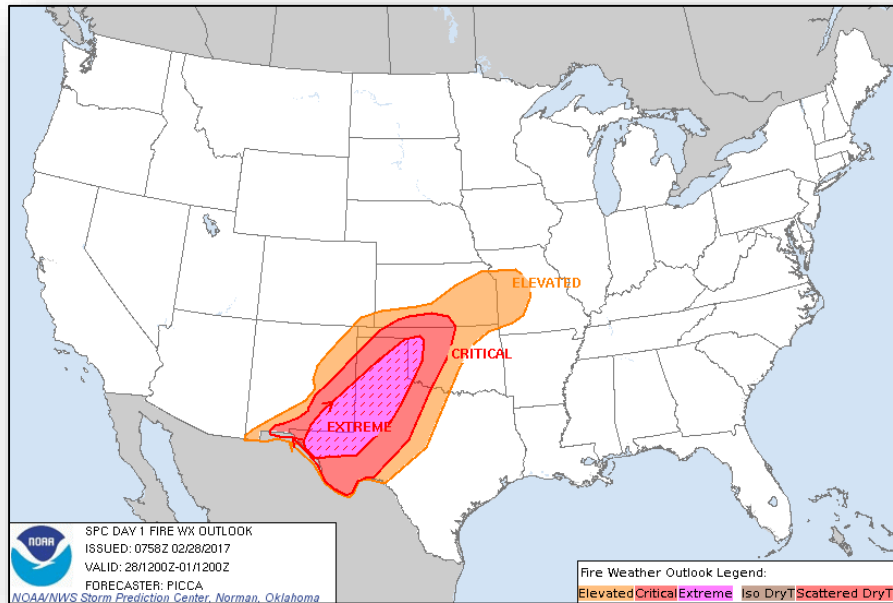
Day 3



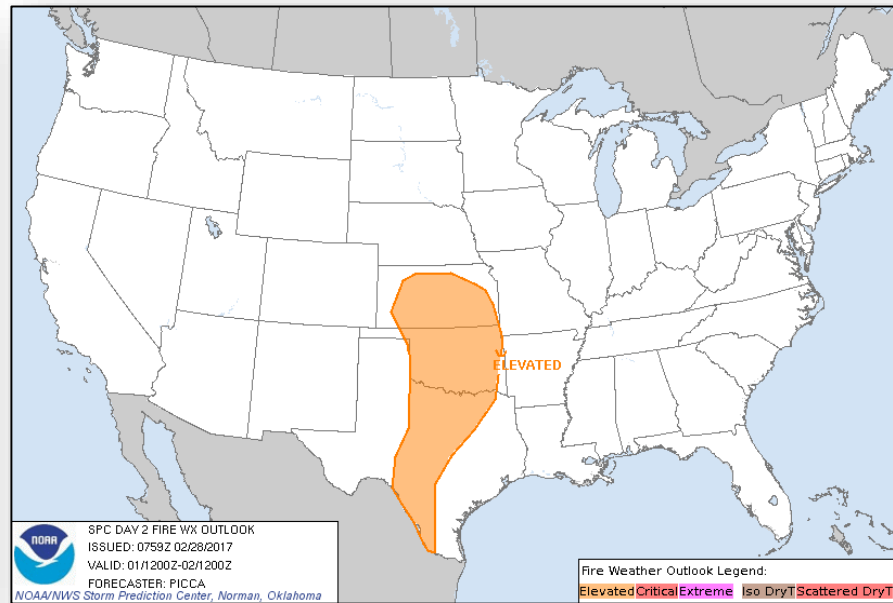
# Fire Weather Outlook



FEMA



**Day 1**

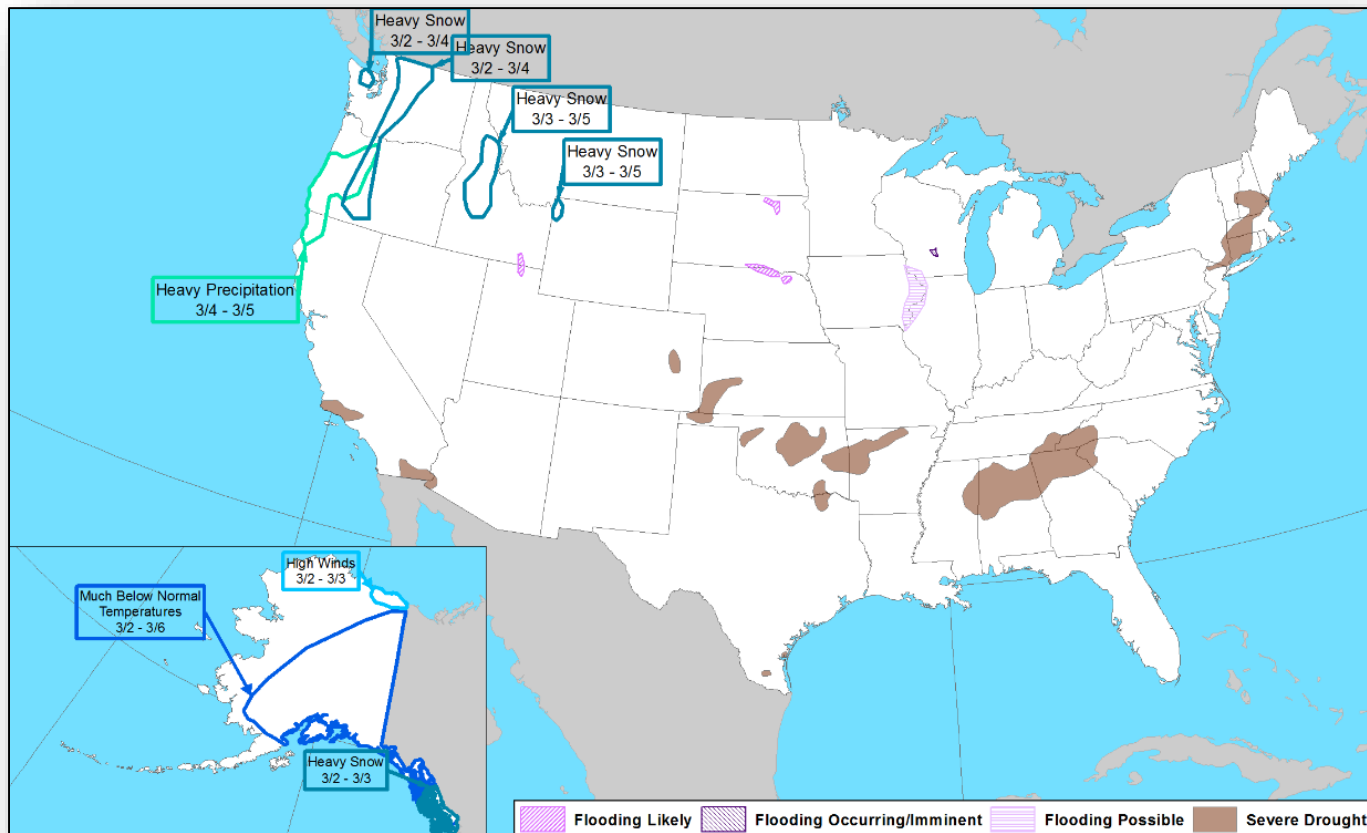


**Day 2**

# Hazards Outlook – Mar 2-6



FEMA

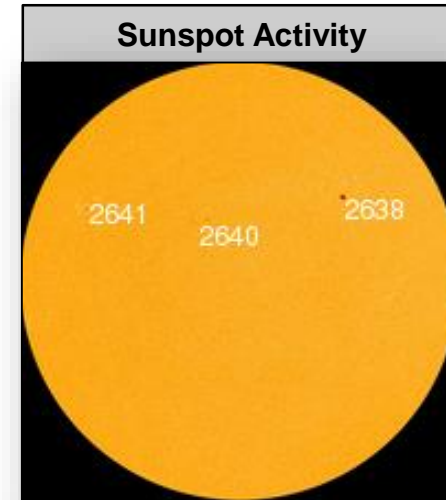



# Space Weather



FEMA

	Space Weather Activity	Geomagnetic Storms	Solar Radiation	Radio Blackouts
Past 24 Hours	None	None	None	None
Next 24 Hours	Minor	G1	None	None
For further information on NOAA Space Weather Scales refer to <a href="http://www.swpc.noaa.gov/noaa-scales-explanation">http://www.swpc.noaa.gov/noaa-scales-explanation</a>				





FEMA

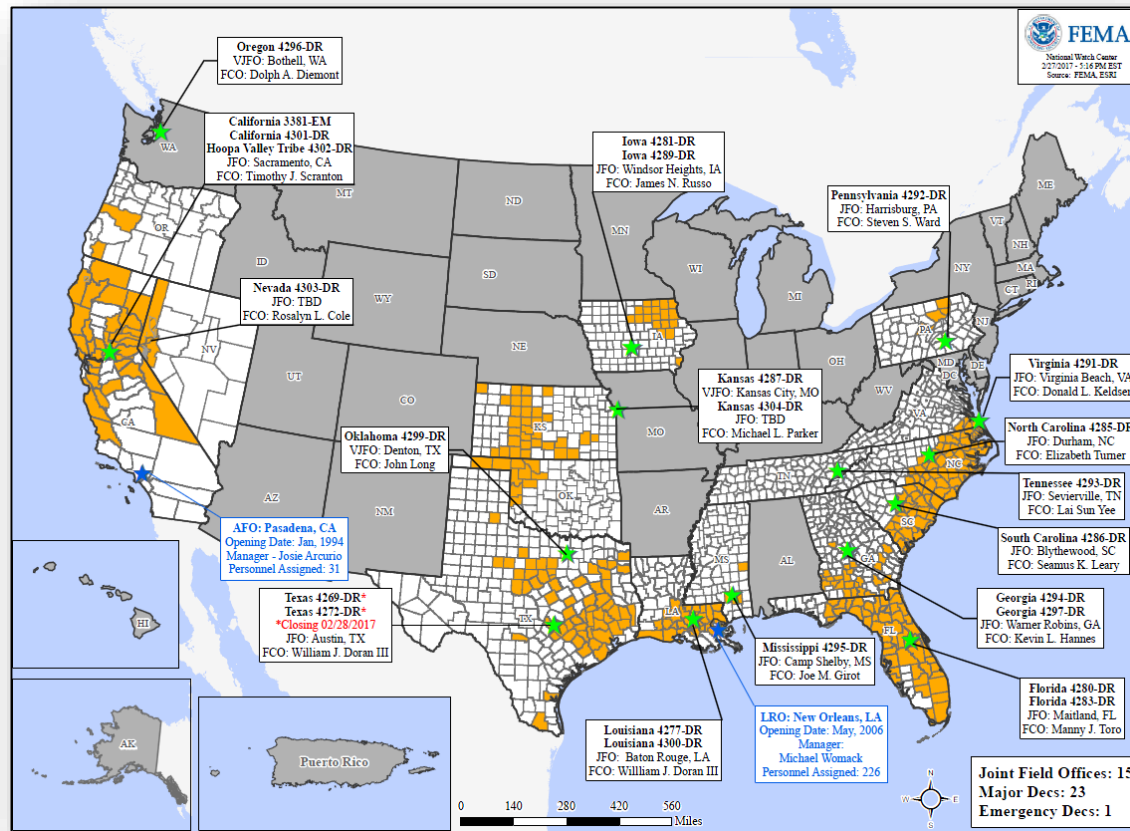
# Joint Preliminary Damage Assessments

Region	State / Location	Event	IA/PA	Number of Counties		Start – End
				Requested	Completed	
X	Oregon	Severe Winter Weather January 8-20, 2017	IA	0	0	N/A
			PA	12	0	2/27 – TBD

# Open Field Offices



FEMA



# Readiness – Deployable Teams and Assets



FEMA

Resource	Force Strength	Available		Deployed	Other	Cadres with less than 25% availability
Total Workforce	10,190	5,685	55%	3,120	1,385	None

Resource	Status	Total	FMC Available	Partially Available	Not Available	Detailed, Deployed, Activated	Comments	Status Criteria																				
National IMAT		3	1	0	1	1	East-1 Demobilizing (FMC) East-2 Reconstituting through 3:00 p.m. (Primary for PATJSC) West to GA (DR-4294, DR-4297)	Green: >3 Teams Available Yellow: 1 - 2 Teams Available Red: 0 Teams Available  N-IMAT red if 50% of Section Chiefs or Team Leader unavailable for deployment																				
Regional IMAT		13	8	0	0	5	<b>Deployed:</b> Region IV-2 to MS (DR-4295) Region VI-2 to LA (DR-4300) Region IX-1 to NV (DR-4303) Region IX-2 to CA (EM-3381) Region X to WA (DR-4296)	Green > 6 Teams Available Yellow: 4 - 6 Teams Available Red: 0 - 4 Teams Available  R-IMAT also red if TL or Ops / Log Chief is unavailable & has no qualified replacement																				
FCO		35	1	0	4	30		OCD Readiness <table><tr><td>FCO</td><td>Green</td><td>Yellow</td><td>Red</td></tr><tr><td>Type 1</td><td>3+</td><td>2</td><td>1</td></tr><tr><td>Type 2</td><td>4+</td><td>3</td><td>2</td></tr><tr><td>Type 3</td><td>4+</td><td>3</td><td>2</td></tr><tr><td>FDRC</td><td>3</td><td>2</td><td>1</td></tr></table>	FCO	Green	Yellow	Red	Type 1	3+	2	1	Type 2	4+	3	2	Type 3	4+	3	2	FDRC	3	2	1
FCO	Green	Yellow	Red																									
Type 1	3+	2	1																									
Type 2	4+	3	2																									
Type 3	4+	3	2																									
FDRC	3	2	1																									
FDRC		11	3	0	3	5																						
US&R		28	25	0	0	0		Green: >66% Available Yellow: 33% - 66% Available Red: <33% Available																				
MERS		36	30	8	6	0	<b>Assets are supporting:</b> CA: EM-3381 CA: DR-4301 NV DR-4303 Presidential Address to Joint Session of Congress	Green: >66% Available Yellow: 33% - 66% Available Red: <33% Available																				



# Readiness – Activation Teams



Resource	Status	Total	Status	Activated Team	Activation Level	Activation Times	Reason/Comments
NWC		5	Not Activated		Enhanced Watch	3:00 p.m. EST through event completion (Estimated 11:00 p.m. EST)	Presidential Address to a Joint Session of Congress
NRCC		2	Not Activated				
HLT		1	Not Activated				Deactivated for the season
RWCs/MOCs		10	Not Activated	Region III	Enhanced Watch	12:00 p.m. EST through event completion (Estimated 11:00 p.m. EST)	Presidential Address to a Joint Session of Congress
RRCCs		10	Not Activated				

Back-up Regions (Feb 27-Mar 5): **II, V & VIII**

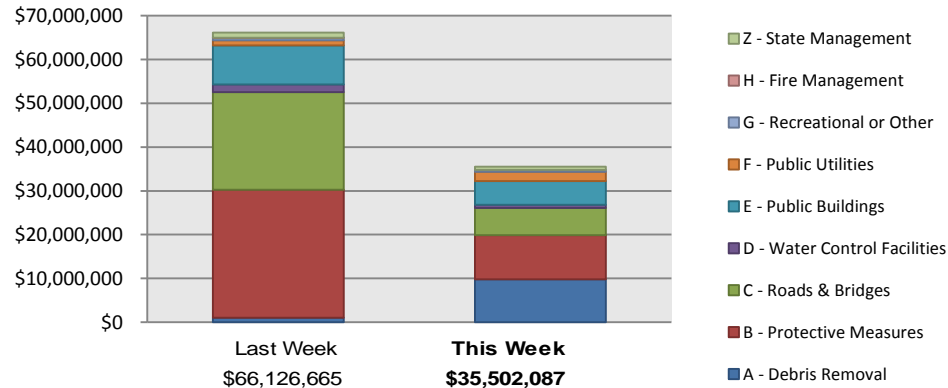
# Public Assistance Grant Program



FEMA

PA Project Worksheets Obligated in past week, as of 02/27/17 at 1500 EDT										
PA Category	Emergency Work		Permanent Work							Total
	A - Debris Removal	B - Protective Measures	C - Roads & Bridges	D - Water Control Facilities	E - Public Buildings	F - Public Utilities	G - Recreational or Other	H - Fire Management	Z - State Management	
Number Of PWs Obligated	56	110	93	7	92	22	17	0	5	402
Federal Share Obligated	\$9,839,481	\$10,072,036	\$6,168,531	\$774,849	\$5,341,977	\$2,126,179	\$485,281	\$0	\$693,753	\$35,502,087

## Public Assistance Obligated per Category In the Past 2 Weeks – 02/13/2017 through 02/27/2017



## PA Highlights

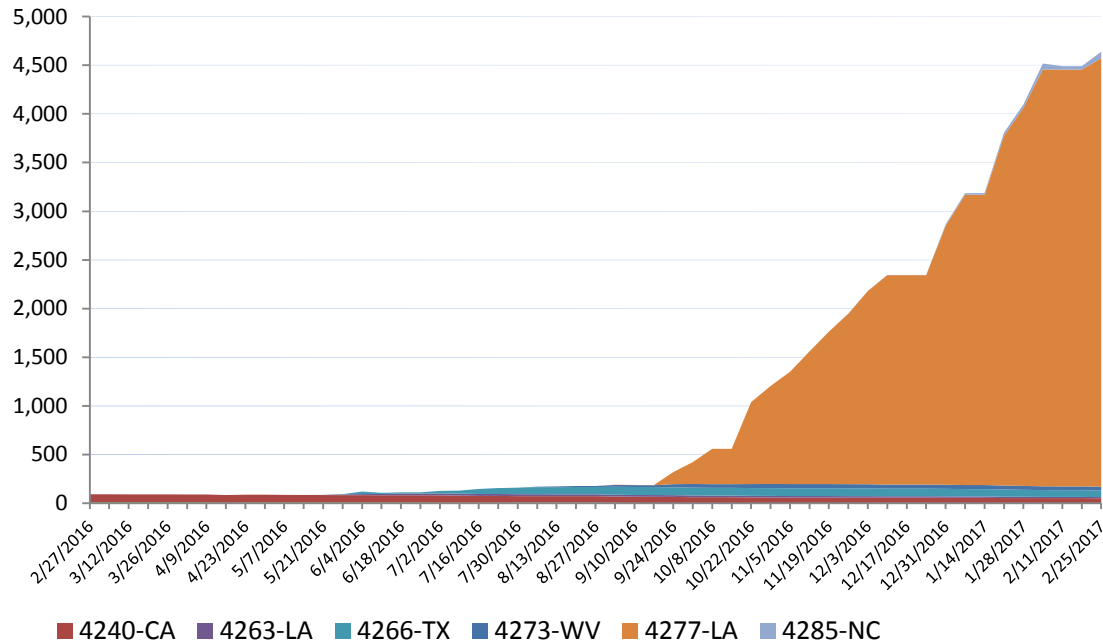
- None

# Direct Housing

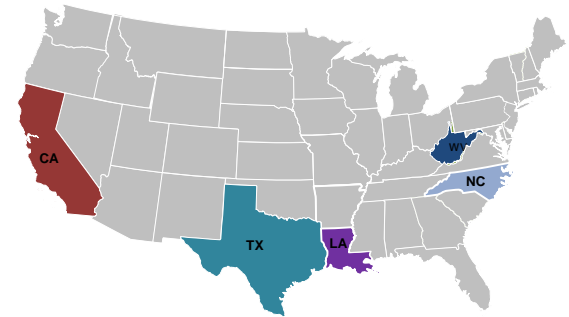


FEMA

**Total Households in FEMA Direct Housing per State**  
Past Year per Week, 2/27/2016 – 02/25/2017, There are currently **4,639** Households  
Occupying **4,639** Temporary Units



DR	IA Declaration Date	Program End Date	Current # of Households in Direct Housing (Weekly Change)
4240-CA	9/22/2015	3/22/2017	50 (-2)
4263-LA	3/13/2016	9/13/2017	12 ()
4266-TX	3/19/2016	9/19/2017	68 (-1)
4273-WV	6/25/2016	12/26/2017	39 ()
4277-LA	8/14/2016	2/14/2018	4404 (+120)
4285-NC	10/10/2016	4/10/2018	66 (+5)



**States with Currently Occupied Units**

# NPSC Activity



FEMA

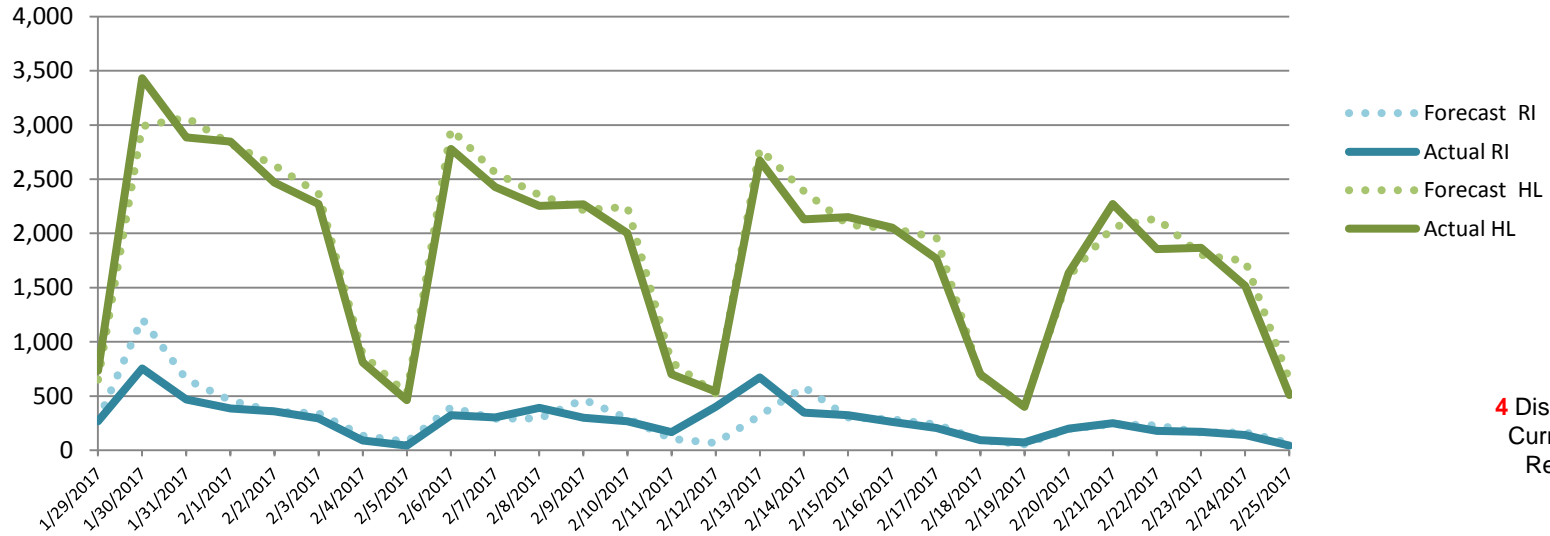
## NPSC Call Activity in the Past Week

2/19/2017 through 2/25/2017

Call Type	Projected Calls	Actual Calls	Average Speed of Answer	Maximum Delay Time
Registration Intake:	1,127	1,057	:12	2:32
Helpline:	10,411	10,055	:12	14:45
Combined:	11,538	11,112	:12	14:45

## NPSC Call Forecasting and Actual Calls Over the Past 4 Weeks

01/29/2017 through 02/25/2017

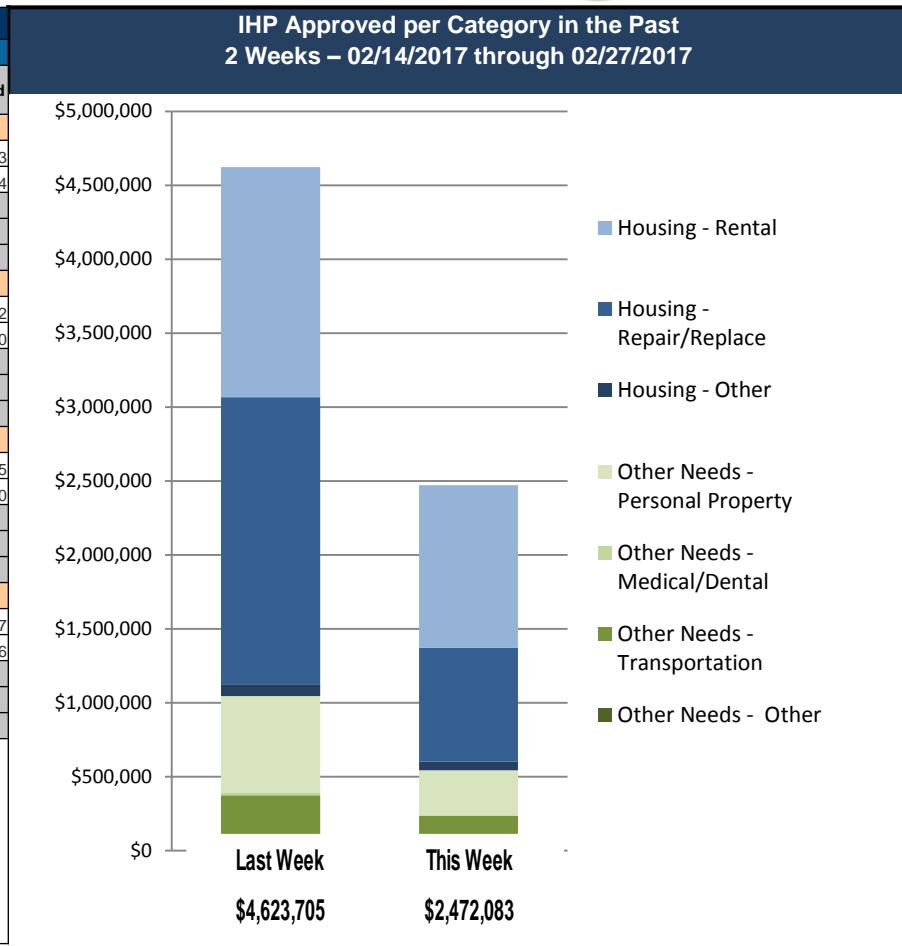


# Individual Assistance Activity



FEMA

Individuals and Households Program Activity As Of: 2/27/17					
Open Registration Period		In Past 7 Days		Cumulative	
		Applicants Approved	Amount Approved	Applicants Approved	Amount Approved
	4294-GA	Declared 01-25-2017	End Of Reg Period 03-27-2017		
	Housing Assistance	16	\$29,256.69	186	\$341,338.43
	Other Needs Assistance	13	\$17,362.06	123	\$114,847.94
	Total IHP	\$46,618.75		\$456,186.37	
	Average IHP			\$1,768	
	Total Max Grants			0	
	4295-MS	Declared 01-25-2017	End Of Reg Period 03-27-2017		
	Housing Assistance	20	\$61,255.08	421	\$1,978,328.62
	Other Needs Assistance	26	\$55,449.04	328	\$804,008.40
	Total IHP	\$116,704.12		\$2,782,337.02	
	Average IHP			\$5,576	
	Total Max Grants			19	
	4297-GA	Declared 01-26-2017	End Of Reg Period 03-27-2017		
	Housing Assistance	63	\$170,300.04	443	\$1,604,455.15
	Other Needs Assistance	24	\$48,716.00	255	\$825,117.50
	Total IHP	\$219,016.04		\$2,429,572.65	
	Average IHP			\$4,830	
	Total Max Grants			13	
4300-LA	Declared 02-11-2017	End Of Reg Period 04-12-2017			
Housing Assistance	64	\$293,997.10	366	\$1,613,915.07	
Other Needs Assistance	41	\$51,009.51	202	\$285,155.66	
Total IHP	\$345,006.61		\$1,899,070.73		
Average IHP			\$4,356		
Total Max Grants			12		
Other IHP Active	17 Declarations IHP Programmatically Open - Closed Registration *				
	Housing Assistance	425	\$1,374,380.45		
	Other Needs Assistance	130	\$370,357.42		
	Total IHP	\$1,744,737.87			
	Total IHP Approved in Past Week	\$2,472,083.39			





# FEMA

**FEMA's mission is to support our citizens and first responders to ensure that as a nation we work together to build, sustain, and improve our capability to prepare for, protect against, respond to, recover from, and mitigate all hazards.**