

The Disaster Center is dedicated to the idea that disaster mitigation is cost effective and individuals pursuing their own interest are the greatest potential force for disaster reduction.

Please consider making a small donation to the Disaster Center



When disaster mitigation is cost effective, we are on the road to bringing disasters to an end.



FEMA

Daily Operations Briefing

Wednesday, March 4, 2015

8:30 a.m. EST

Significant Activity: Mar 3 – 4



Significant Events: None

Significant Weather:

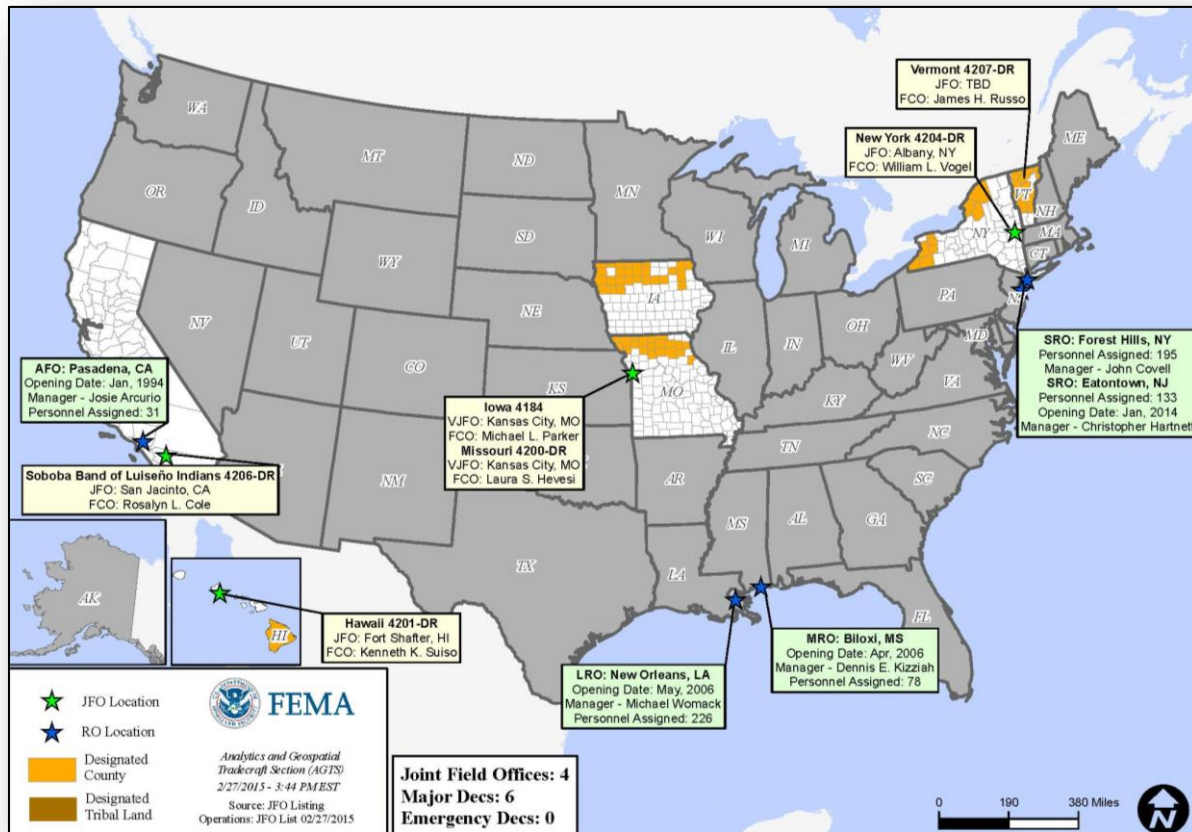
- Flash Flooding – Ohio Valley to Central Appalachians
- Freezing Rain – Southern Plains to the Appalachians
- Heavy Snow – Southwest to Northeast; Portion of Central/Southern Plains
- Snow – Central Great Basin/Southwest to the Mid-Atlantic/Northeast
- Elevated Fire Weather/Red Flag Warnings: none
- Space Weather: No space weather storms observed or expected

Tropical Activity: No significant activity

FEMA Readiness: None

Disaster Activity: None

Open Field Offices as of March 4



Disaster Requests & Declarations



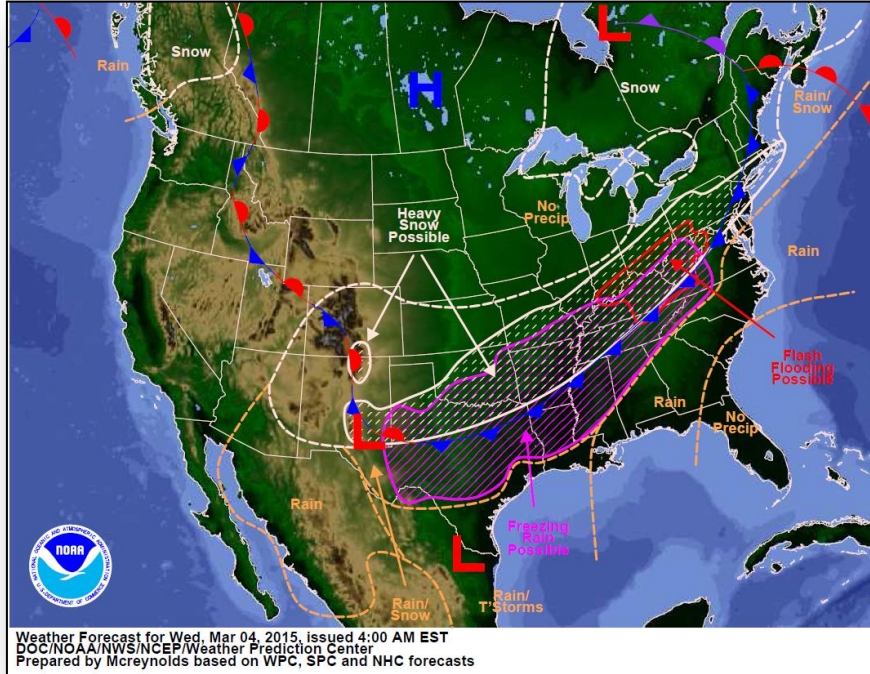
Declaration Requests in Process		Requests APPROVED (since last report)	Requests DENIED (since last report)
1	Date Requested	0	0
ME – DR Severe Winter Storm, Snowstorm, and Flooding	February 27, 2015		

Joint Preliminary Damage Assessments

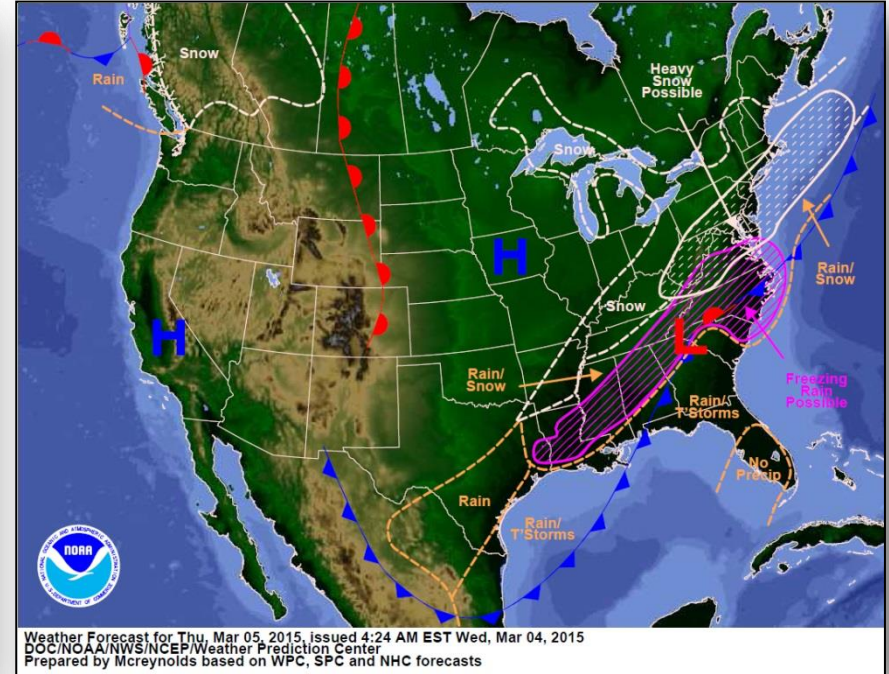


Region	State / Location	Event	IA/PA	Number of Counties		Start – End
				Requested	Complete	
I	RI	January Blizzard January 25, 2015	PA	5	0	02/11 – TBD
I	CT	January Blizzard January 25, 2015	PA	4	0	02/24 – TBD

National Weather Forecast

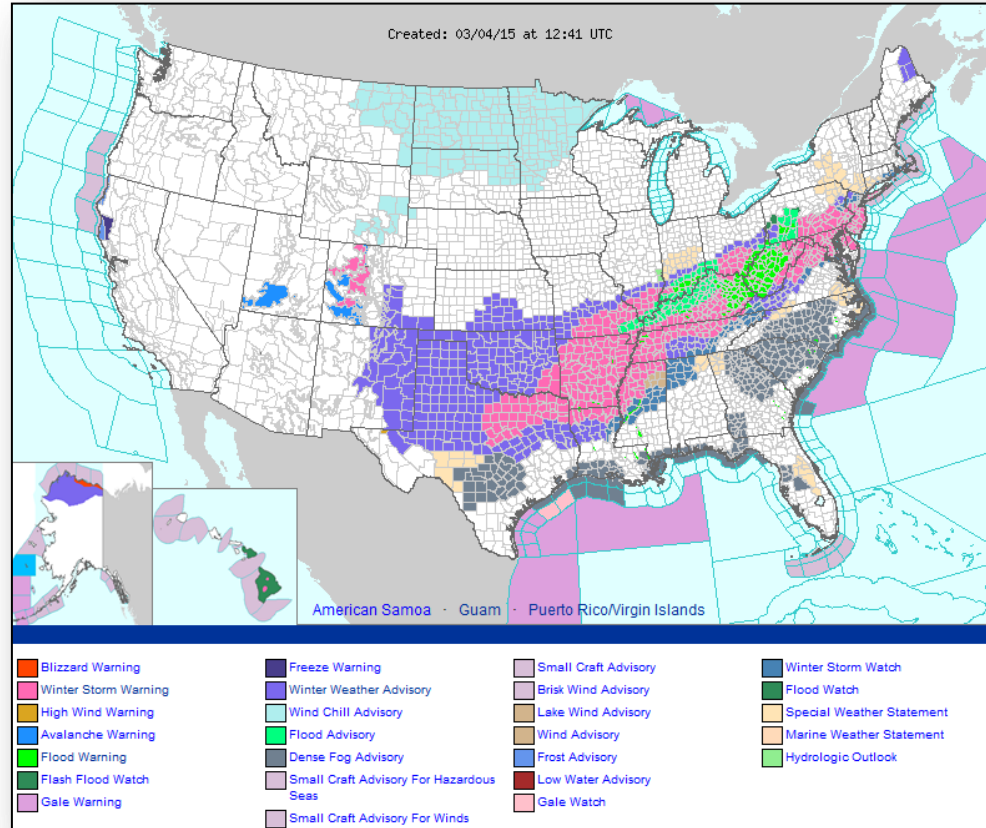


Today

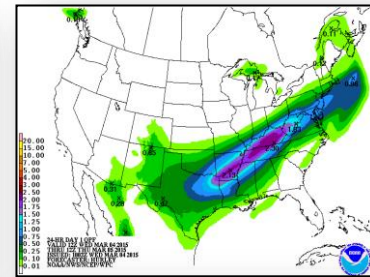
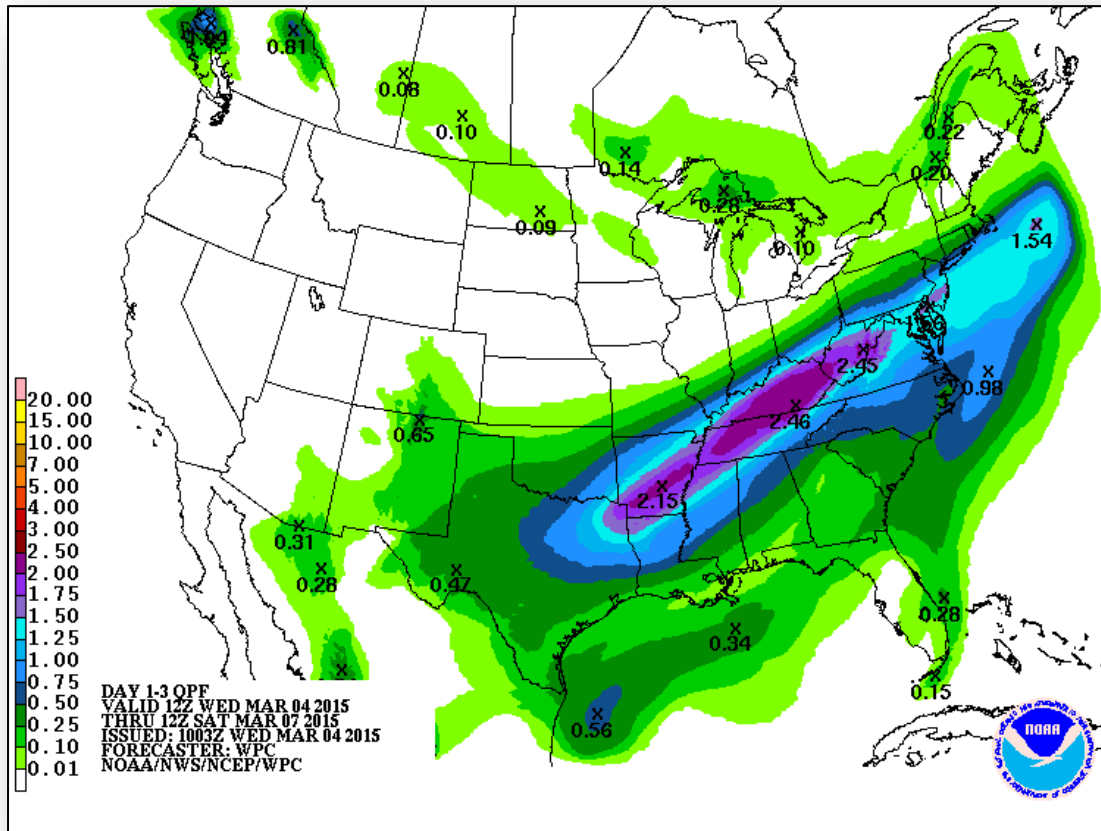


Tomorrow

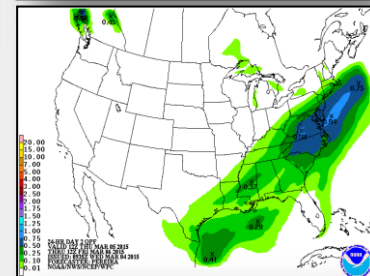
Active Watches/Warnings



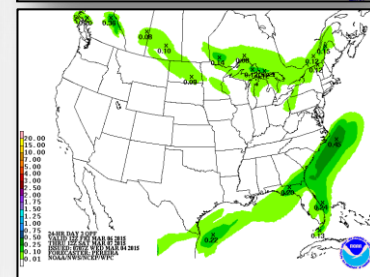
Precipitation Forecast 1 – 3 Day



Day 1


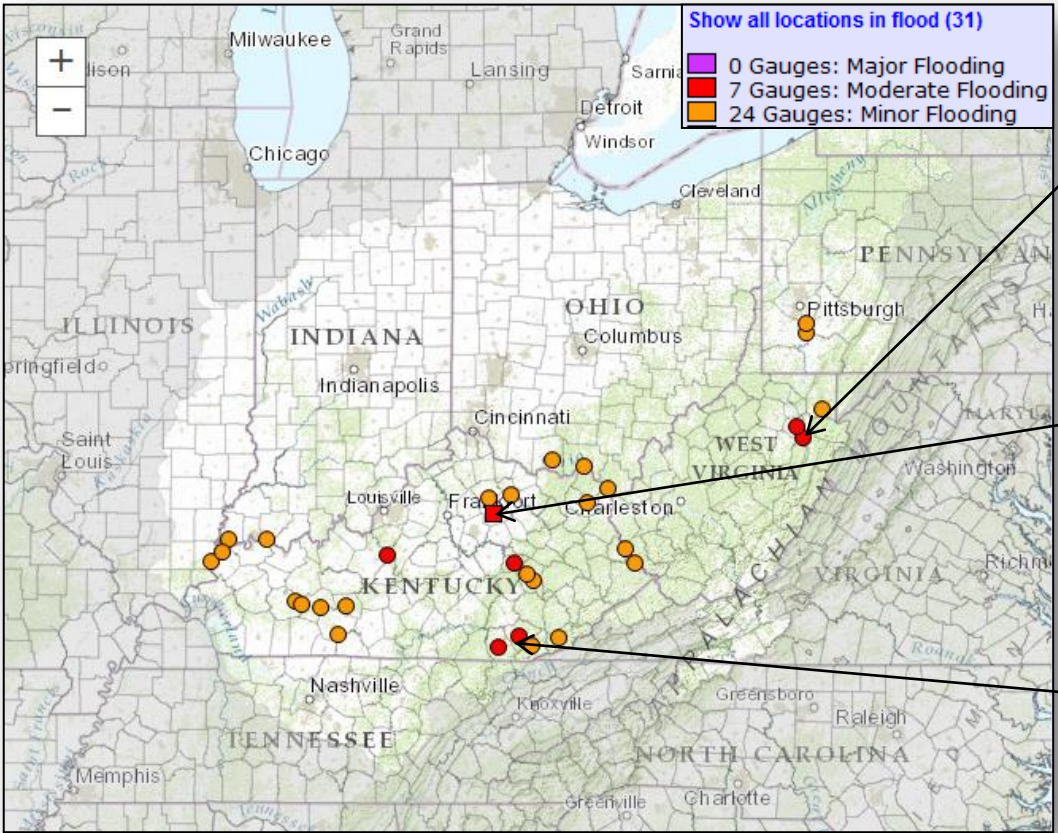


Day 2

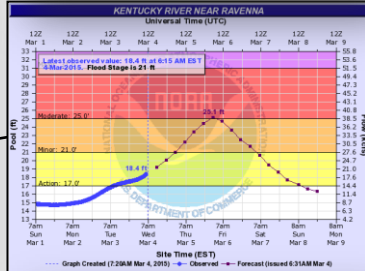


Day 3

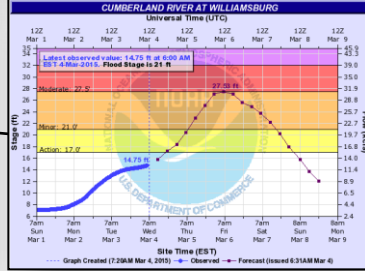
River Forecast – Ohio RFC



Tygart Valley River

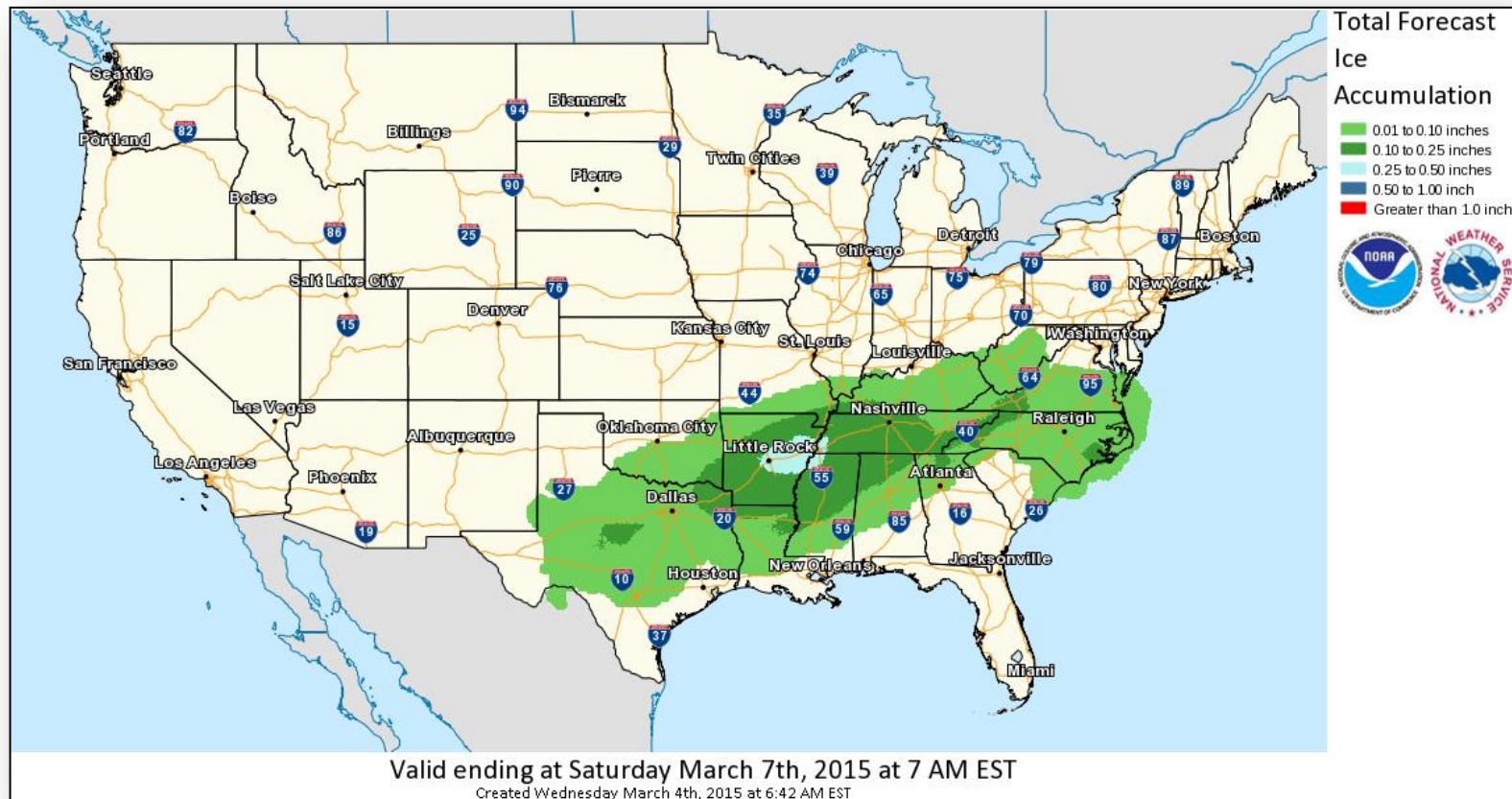


Kentucky River



Cumberland River

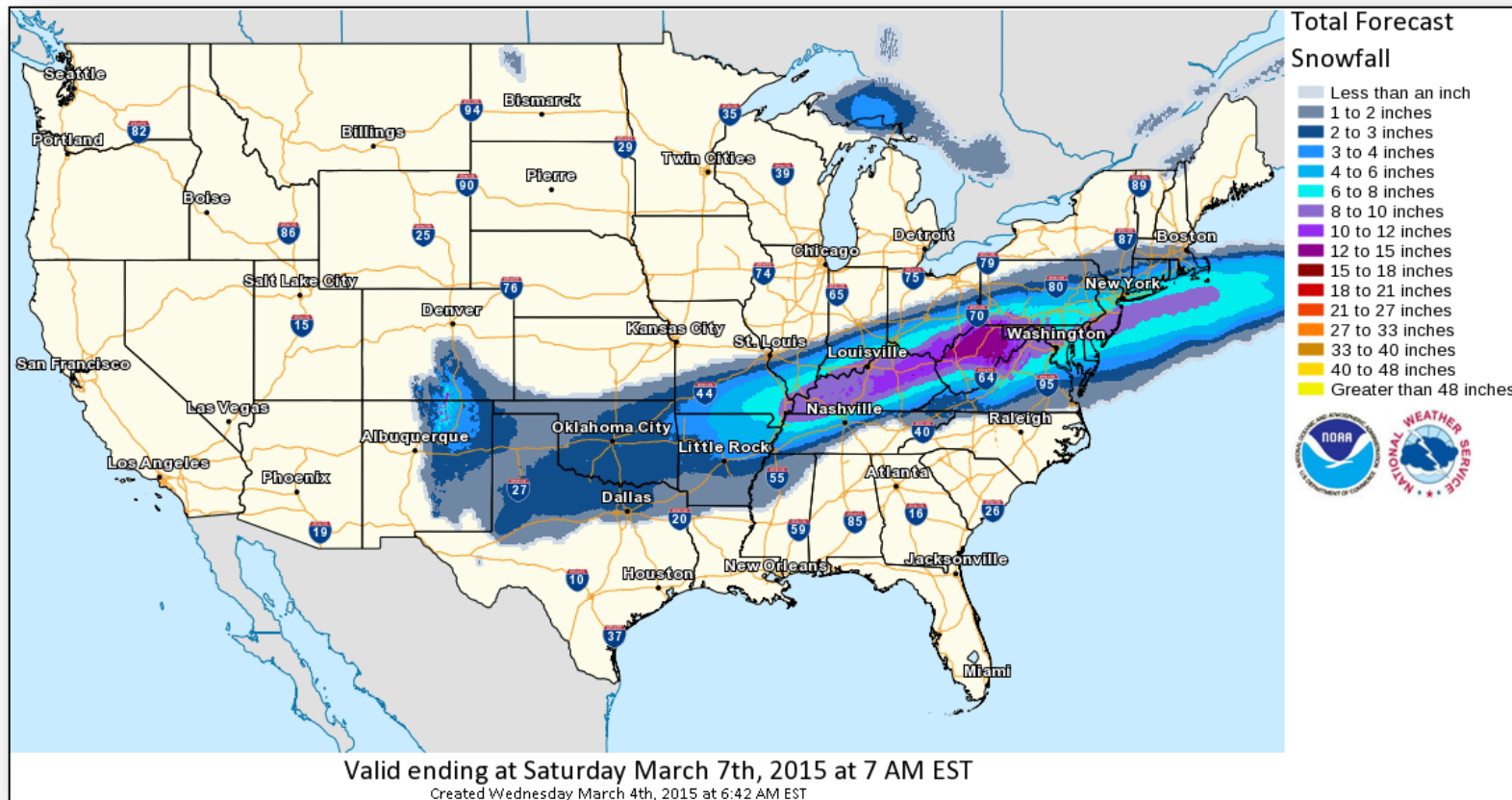
Total Forecast Ice



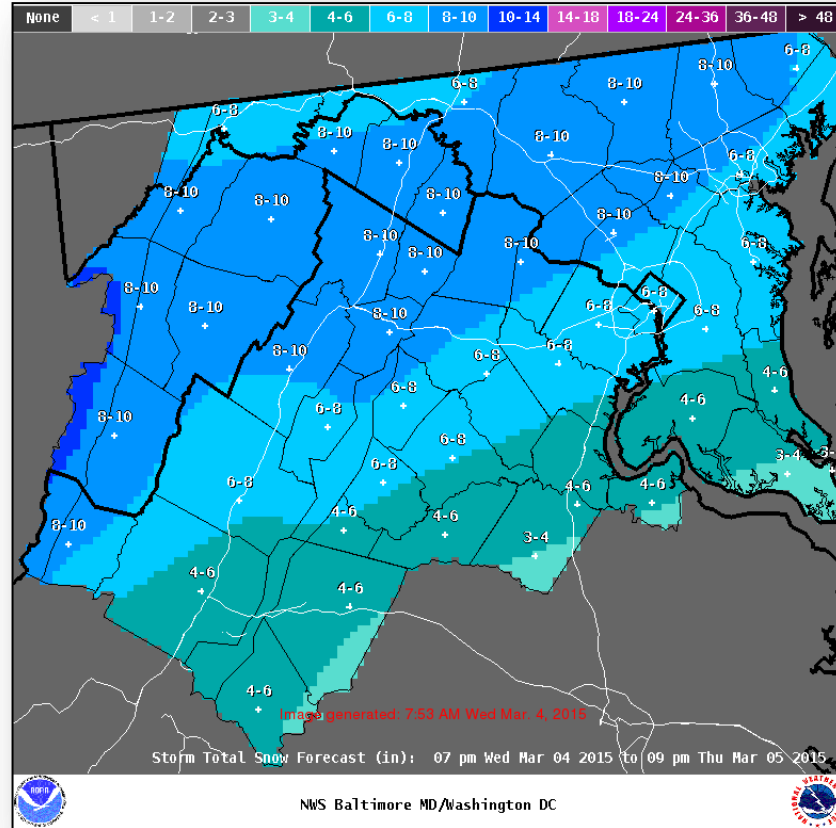
Total Forecast Snowfall



FEMA



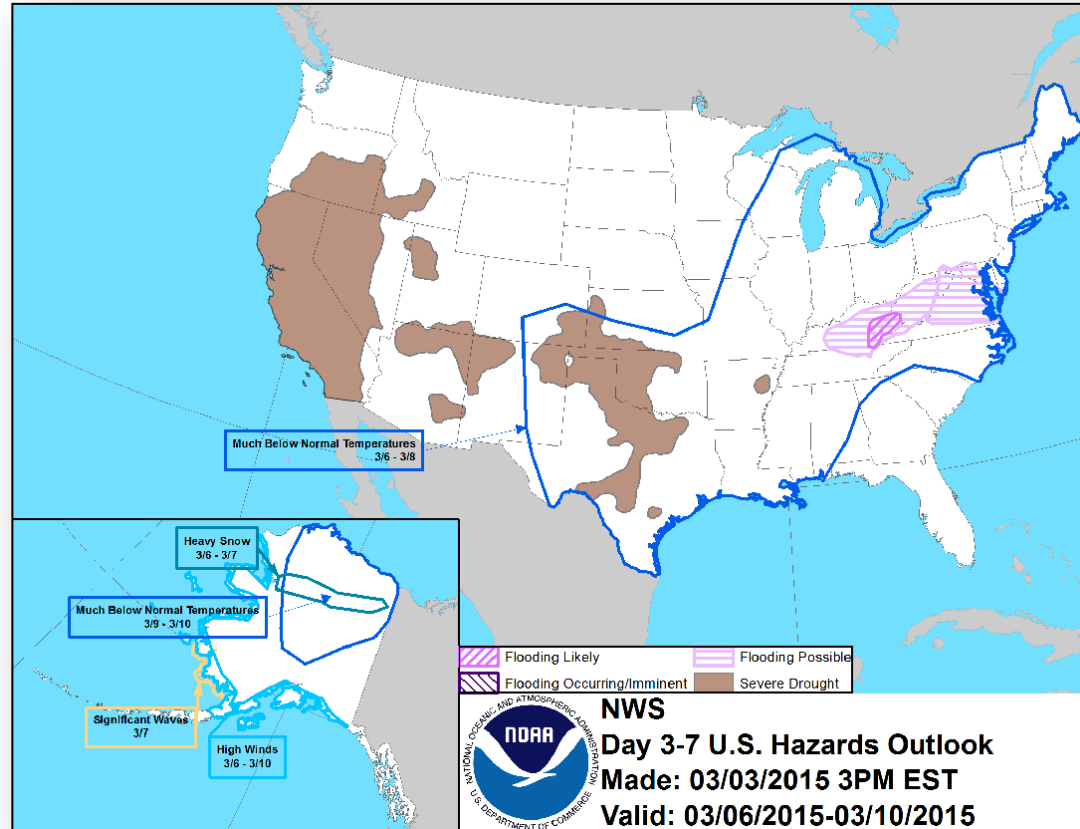
NCR Forecast Snowfall



Hazard Outlook: Mar 6 – 10



FEMA


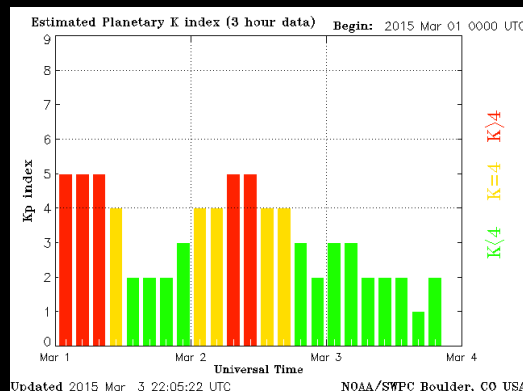
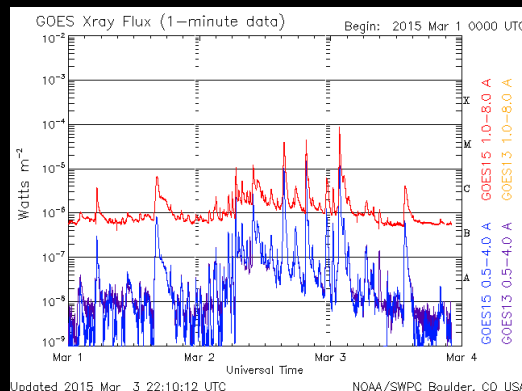


Space Weather Summary/Outlook

Space Weather Summary February 4th, 2015	Past 48 Hours	Current
Solar Flare Radio Blackouts (R Scale)	R2 (Moderate)	None
Solar Radiation Storms (S Scale)	None	None
Geomagnetic Storms (G Scale)	G1 (Minor)	None

Summary of Recent Activity/Outlook:

- G1 activity March 1st/2nd – tapering off now (coronal hole-driven)
- R2 activity on Early March 3rd – No S activity despite high probability
- Regions on the disk are now relatively simple and small
- Risk of severe or extreme activity is very low at this time



SDO/AIA 304 2015-03-03 01:39:56 UT

Brent Gordon
SWPC
04 Mar 2015

FEMA Readiness – Deployable Teams /Assets



Deployable Teams/Assets									
Resource	Status	Total	FMC Available		Partially Available	Not Available	Detailed, Deployed, Activated	Comments	Rating Criterion
FCO		37	22	60%	0	1	14		OFDC Readiness: FCO Green Yellow Red Type 1 3+ 2 1 Type 2 4+ 3 2 Type 3 4 3 2 FDRC 3 2 1
FDRC		10	10	100%	0	0	0		
US&R		28	27	96%	0	1	0	NM-TF1 (Red – Personnel shortages)	<ul style="list-style-type: none"> • Green = Available/FMC • Yellow = Available/PMC • Red = Out-of-Service • Blue = Assigned/Deployed
National IMAT		3	1	33%	0	0	2	IMAT East 1 – Deployed to FEMA HQ IMAT East 2 – Deployed to GA	<ul style="list-style-type: none"> • Green: 3 avail • Yellow: 1-2 avail • Red: 0 avail (<i>Individual N-IMAT red if 50% of Section Chiefs and/or Team Leader is unavailable for deployment.</i>)
Regional IMAT		13	9	77%	1	3	0	<u>Not Mission Capable (NMC):</u> <ul style="list-style-type: none"> • Regions IV-3, VI-1 & IX-1 <u>Partially Mission Capable (PMC):</u> <ul style="list-style-type: none"> • Region VIII (EMI; Training Assessment) 	<ul style="list-style-type: none"> • Green: 7 or more avail • Yellow: 4 - 6 teams available • Red: > 8 teams deployed/unavailable <i>R-IMAT also red if TL Ops/Log Chief is unavailable and has no qualified replacement</i>
MCOV		60	58	97%	0	2	0		<ul style="list-style-type: none"> • Green = 80 – 100% avail • Yellow = 60 – 79% avail • Red = 59% or below avail • Readiness remains 95%

FEMA Readiness – National/Regional Teams



National/Regional Teams									
Resource	Status	Total	FMC Available		Partially Available	Not Available	Deployed/ Activated	Comments	Rating Criterion
NWC		5	5	100%	0	0	Activated	Enhanced Watch (day shift only)	• Green = FMC • Yellow = PMC • Red = NMC
NRCC		2	344	89%	0	44	Not Activated		
HLT		1	N/A	N/A	0	0	Not Activated		
DEST							Not Activated		
RRCCs		10	10	100%	0	0	Not Activated		
RWCs/MOCs		10	10	100%	0	0	Not Activated		



FEMA

FEMA's mission is to support our citizens and first responders to ensure that as a nation we work together to build, sustain, and improve our capability to prepare for, protect against, respond to, recover from, and mitigate all hazards.