

The Disaster Center is dedicated to the idea that disaster mitigation is cost effective and individuals pursuing their own interest are the greatest potential force for disaster reduction.

Please consider making a small donation to the Disaster Center



When disaster mitigation is cost effective, we are on the road to bringing disasters to an end.



FEMA

Daily Operations Briefing

Thursday, March 5, 2015

8:30 a.m. EST

Significant Activity: Mar 4 – 5



Significant Events: None

Significant Weather:

- Heavy snow – Central Appalachians to Mid-Atlantic, including the NCR, and southern New England
- Wintry Mix of rain, freezing rain & snow – Texas thru Lower Mississippi Valley to Mid-Atlantic
- Flooding/flash flooding possible – Tennessee/Ohio valleys to the Mid-Atlantic
- Snow – Lower Mississippi Valley thru the Ohio Valley to lower portions of the Northeast
- Elevated Fire Weather/Red Flag Warnings: none
- Space Weather: No space weather storms observed or expected

Tropical Activity: No significant activity

FEMA Readiness: None

Disaster Activity: Amendment #1 to FEMA-4201-DR-HI

Winter Weather – Eastern U.S.



Situation – March 4-5

- Wintry mix of rain/sleet/freezing rain/heavy snow from central Texas to Lower Mississippi Valley, Mid-Atlantic (including NCR), & New England
- Highest snow accumulations of 8-12 inches possible in WV, OH & KY
- Additional ice of less than .10 inch across area; up to .25 inch possible in NC

Impacts:

- Hazardous travel conditions, road closures, cancelled/delayed flights, school/office closures, floods & mudslide damage to structures (WV & TN)
- Precautionary evacuation of 6-10 homes for flooding (PA)
- Approximately 58k customers without power across Regions I-VI* (as of 7:00 am EST)
 - Most in WV (33k), MS (10k), AR (5k) & TX (4k)
- One injury (mudslide in VA), no fatalities
- Shelters (w/occupants): VA (9 shelters w/ 22 occupants), WV (2 shelters w/15 occupants), KY (4 warming centers)

Response:

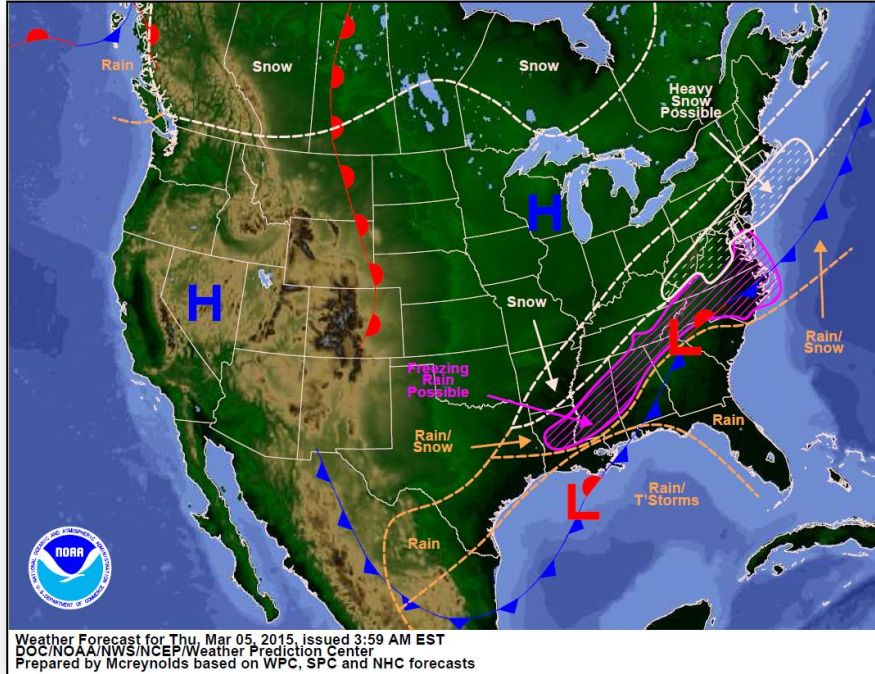
- State EOCs activated: WV, MS (Full Activation); NJ, VA, MD, TN, AL, TX, OH, AR (Partial Activation); DE & KY (Monitoring)
- State of Emergency/Preparedness declared in NJ, WV, VA, KY, TN, MS, AL, & LA
- All FEMA Regions remain at Watch/Steady State; LNO deployed to KY, TN, & MS
- No unmet needs identified, no requests for FEMA assistance



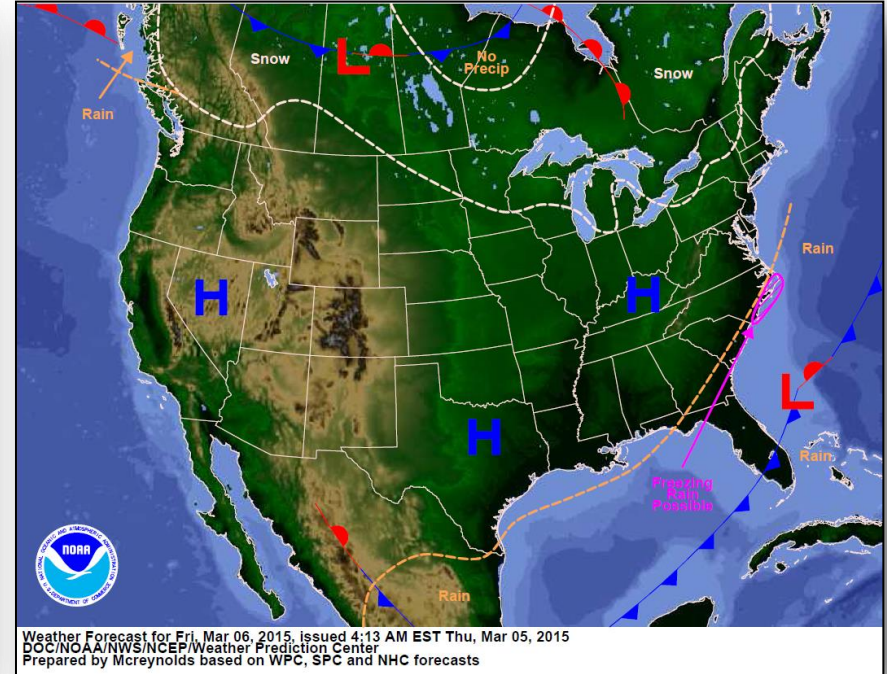
Observed Precipitation for Past 48-Hours

(*Note: Customer outage data is provided by the Department of Energy's EAGLE-I system. Comprehensive National coverage of all electrical service providers is not available)

National Weather Forecast

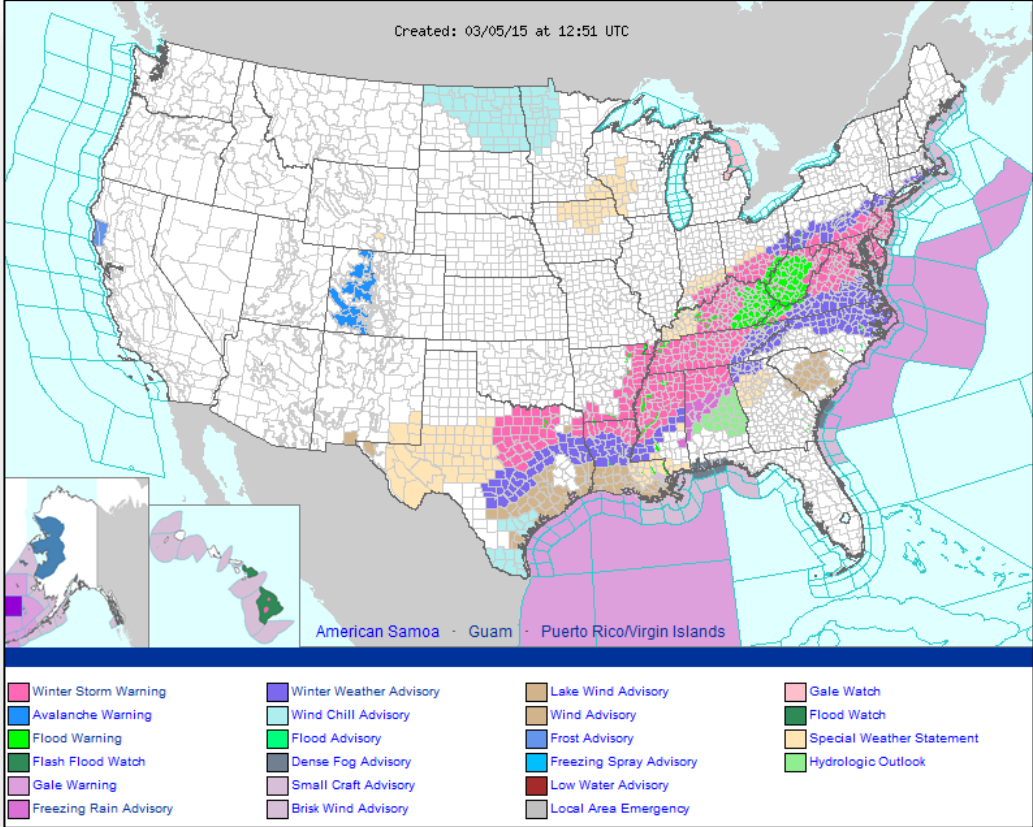


Today

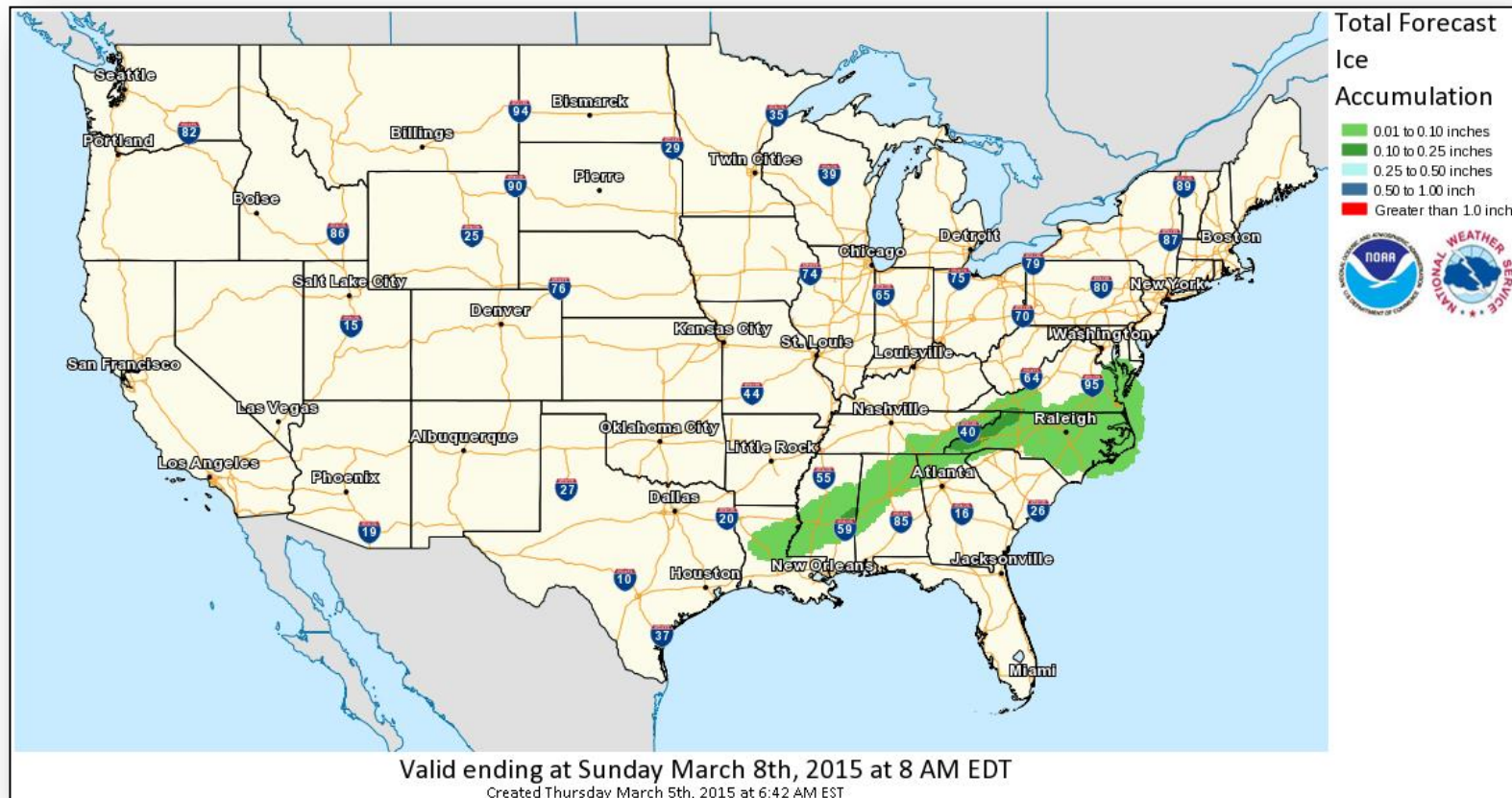


Tomorrow

Active Watches/Warnings



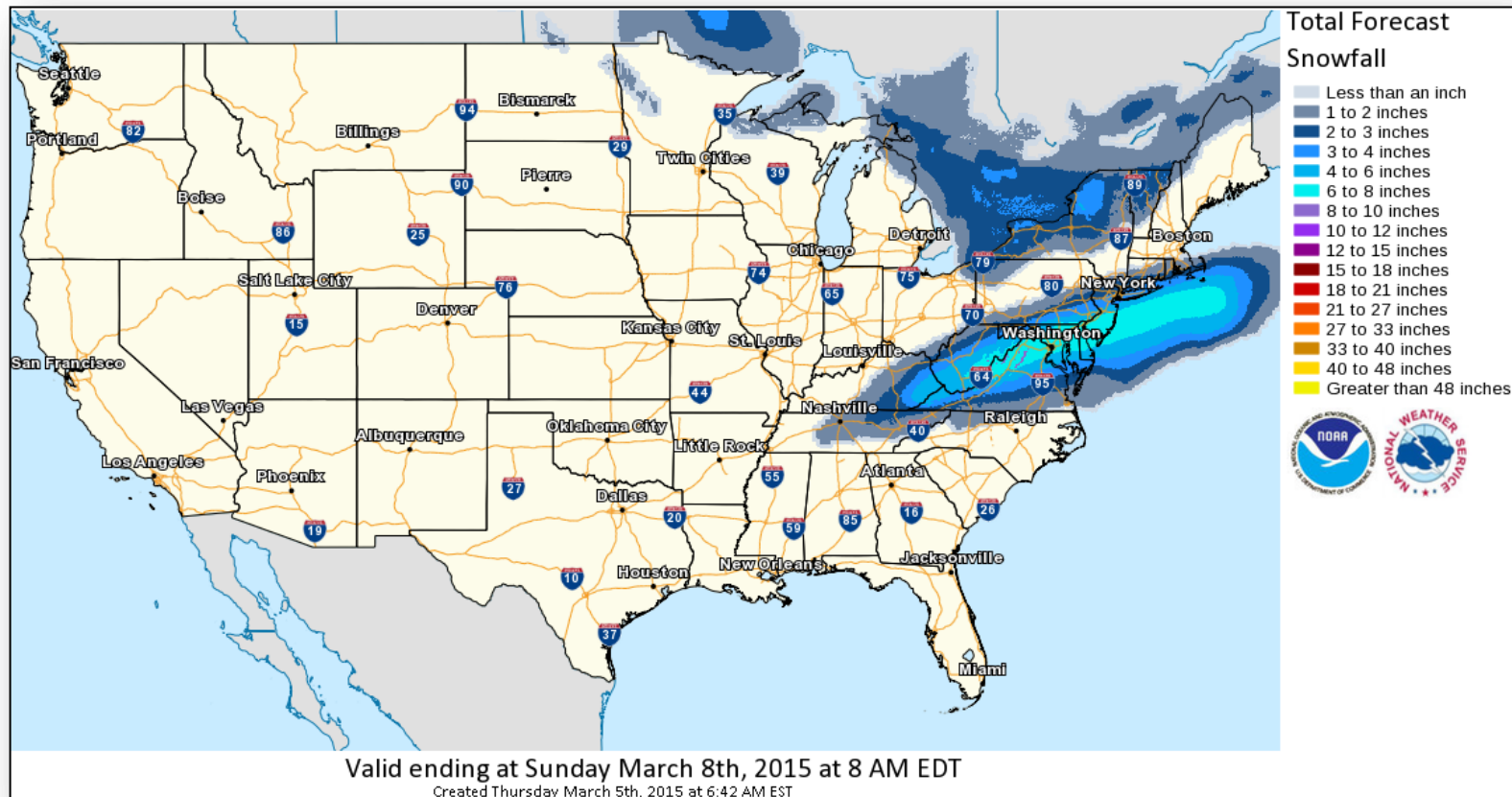
Total Forecast Ice



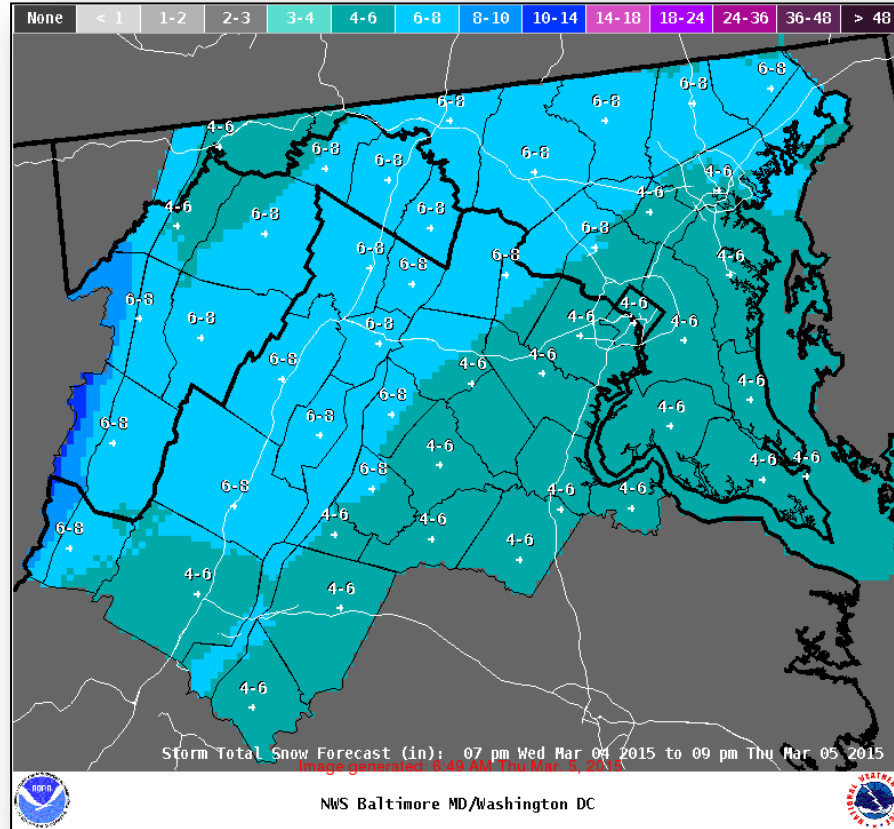
Total Forecast Snowfall



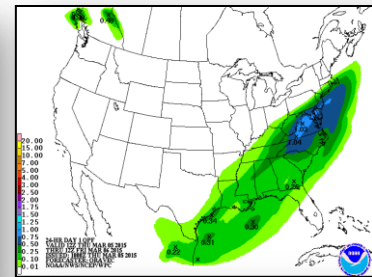
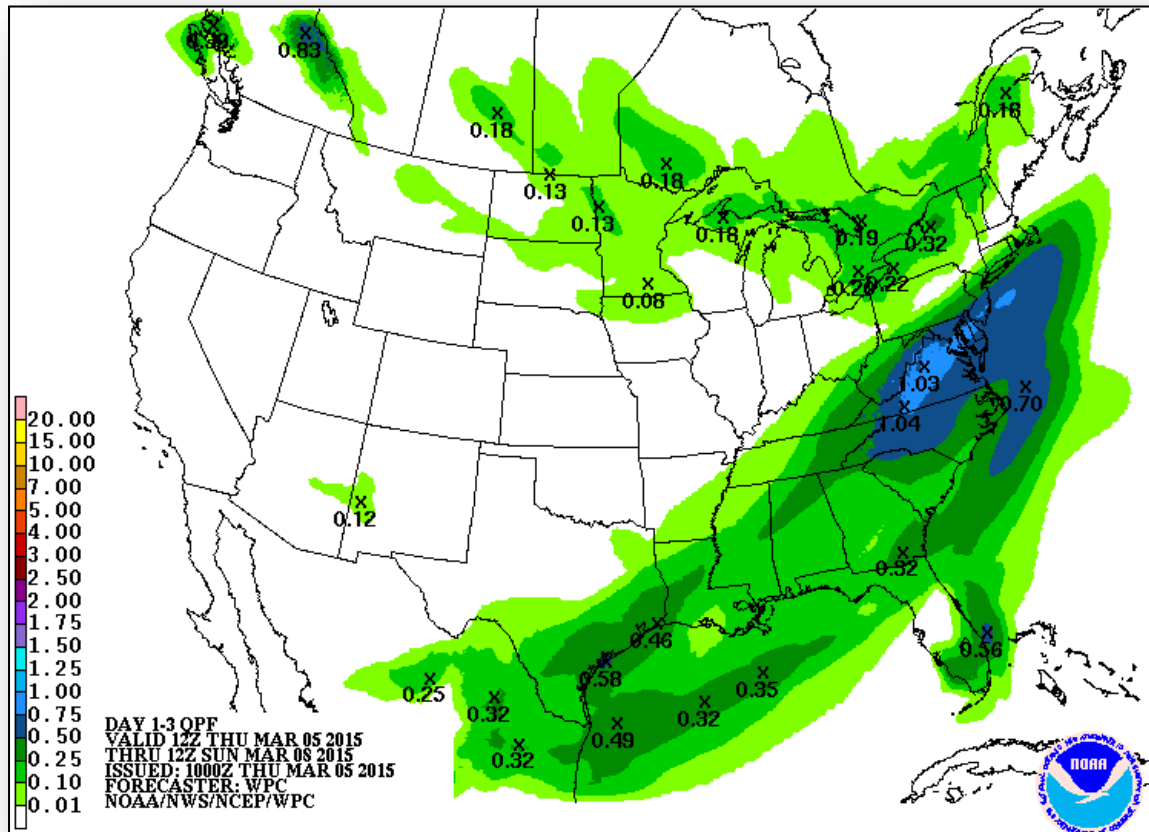
FEMA



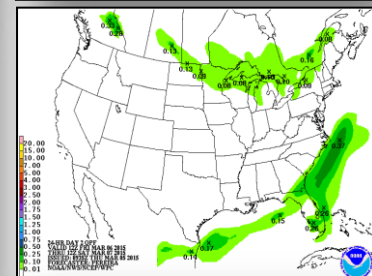
NCR Forecast Snowfall



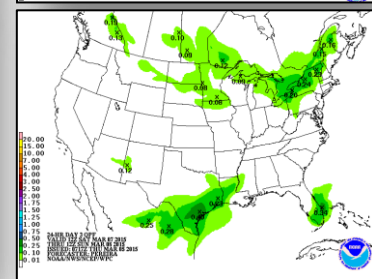
Precipitation Forecast 1 – 3 Day



Day 1



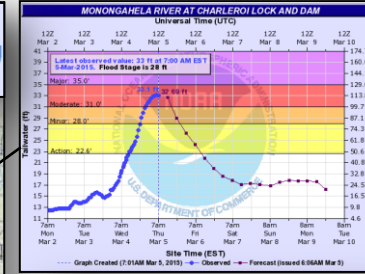
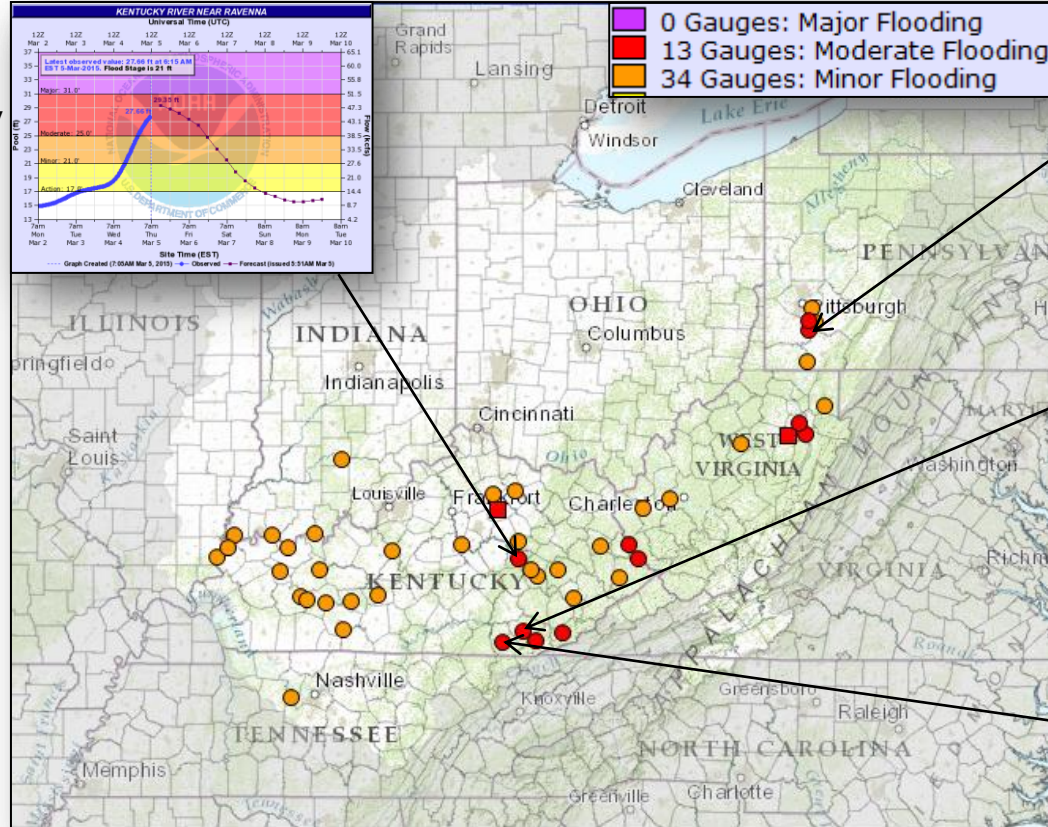
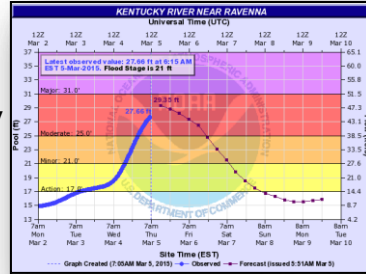
Day 2




Day 3

River Forecast – Ohio RFC


Kentucky River



Monongahela River



Cumberland River

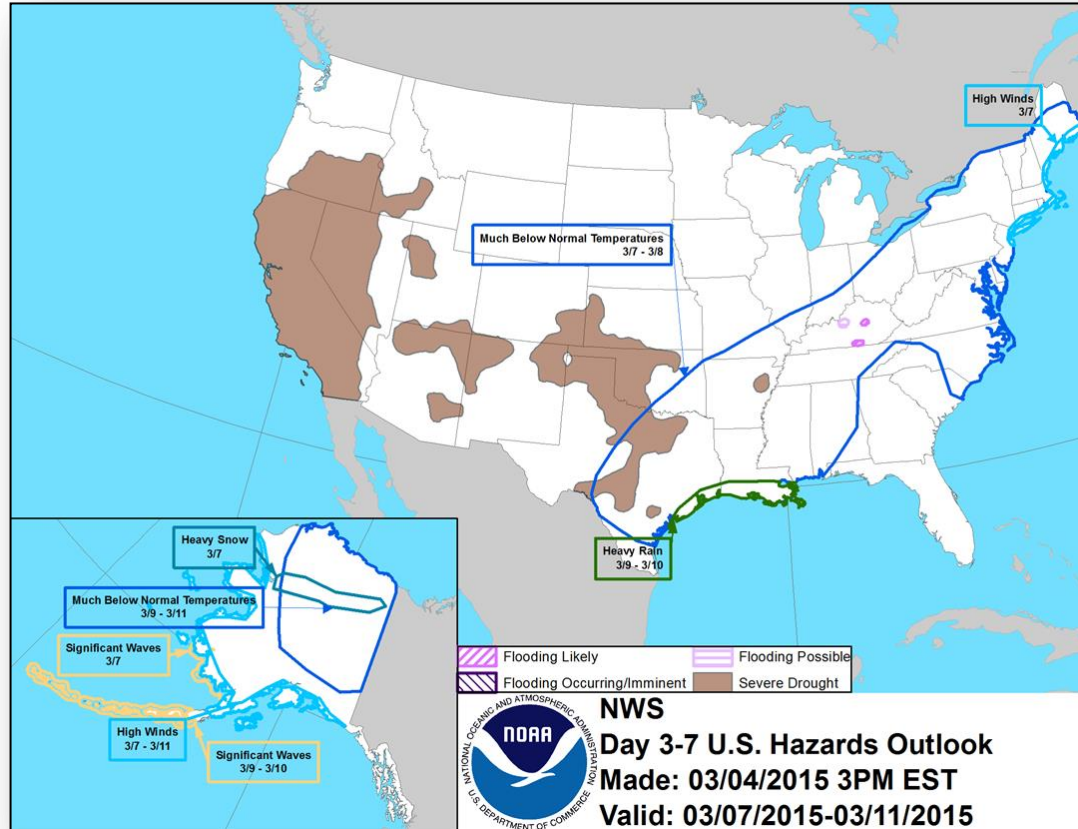


Cumberland River

Hazard Outlook: Mar 7 – 11

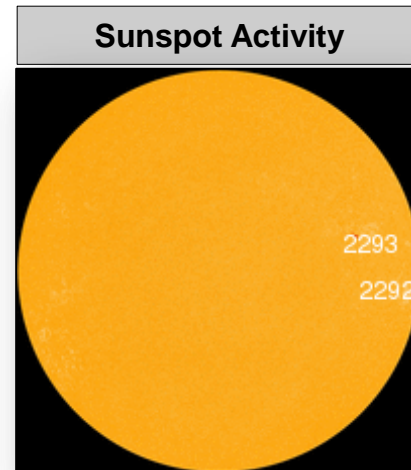
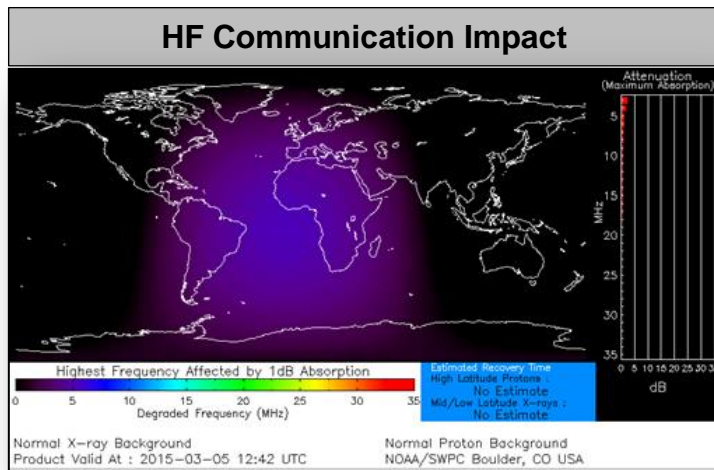


FEMA



Space Weather

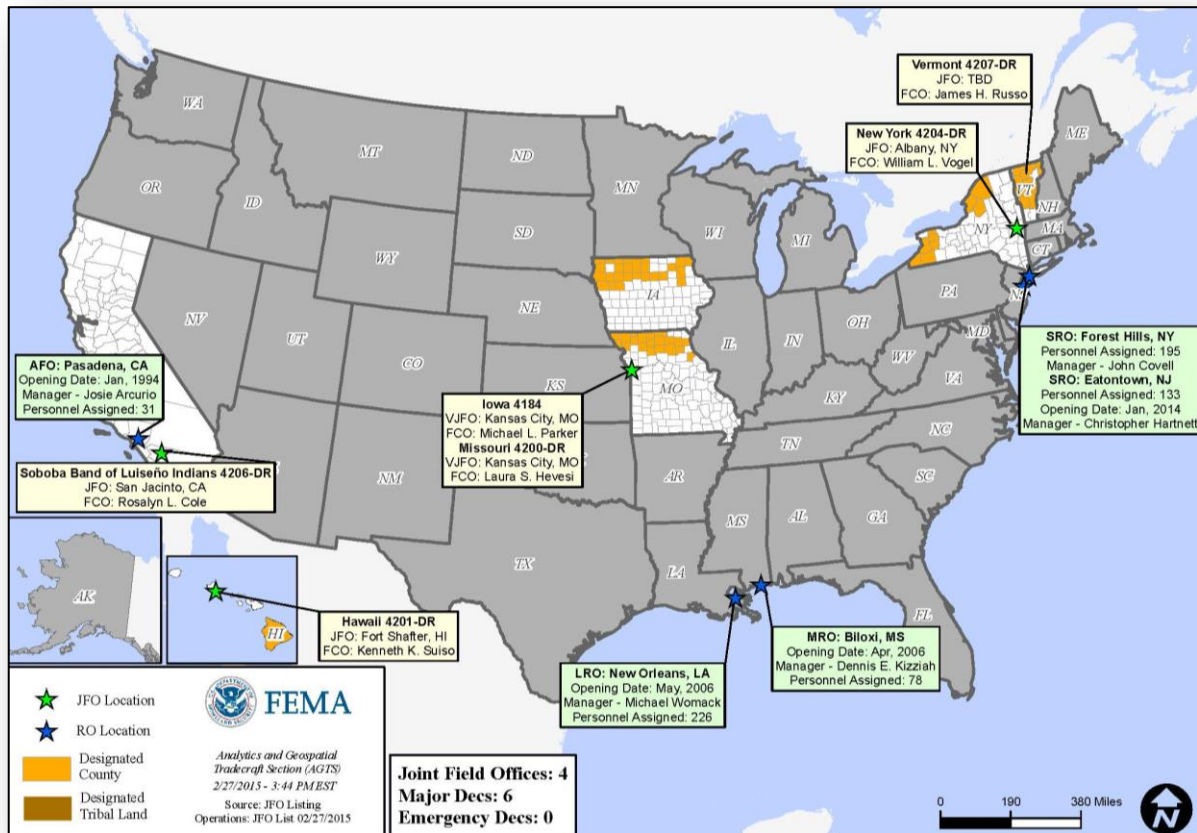
NOAA Scales Activity (Range: 1/minor to 5/extreme)	Past 24 Hours	Current	Next 24 Hours
Space Weather Activity:	None	None	None
• Geomagnetic Storms	None	None	None
• Solar Radiation Storms	None	None	None
• Radio Blackouts	None	None	None



Open Field Offices as of March 5



FEMA



Disaster Requests & Declarations



Declaration Requests in Process		Requests APPROVED (since last report)	Requests DENIED (since last report)
1	Date Requested	0	0
ME – DR Severe Winter Storm, Snowstorm, and Flooding	February 27, 2015		

Disaster Amendments



Amendment	Effective Date	Action
Amendment No. 1 to FEMA-4201-DR-HI	March 4, 2015	Adds Categories A and C-G under the PA program for Hawaii County

A	B	C	D	E	F	G
Debris Removal	Emergency Protective Measures	Road Systems & Bridges	Water Control Facilities	Public Buildings & Contents	Public Utilities	Parks, Recreational, & Other

Joint Preliminary Damage Assessments



FEMA

Region	State / Location	Event	IA/PA	Number of Counties		Start – End
				Requested	Complete	
I	RI	January Blizzard January 25, 2015	PA	5	0	02/11 – TBD
I	CT	January Blizzard January 25, 2015	PA	4	0	02/24 – TBD

FEMA Readiness – Deployable Teams /Assets



Deployable Teams/Assets									
Resource	Status	Total	FMC Available		Partially Available	Not Available	Detailed, Deployed, Activated	Comments	Rating Criterion
FCO		37	22	60%	0	1	14		OFDC Readiness: FCO Green Yellow Red Type 1 3+ 2 1 Type 2 4+ 3 2 Type 3 4 3 2 FDRC 3 2 1
FDRC		10	10	100%	0	0	0		
US&R		28	27	96%	0	1	0	NM-TF1 (Red – Personnel shortages)	<ul style="list-style-type: none"> • Green = Available/FMC • Yellow = Available/PMC • Red = Out-of-Service • Blue = Assigned/Deployed
National IMAT		3	1	33%	0	0	2	IMAT East 1 – Deployed to FEMA HQ IMAT East 2 – Deployed to GA	<ul style="list-style-type: none"> • Green: 3 avail • Yellow: 1-2 avail • Red: 0 avail (<i>Individual N-IMAT red if 50% of Section Chiefs and/or Team Leader is unavailable for deployment.</i>)
Regional IMAT		13	9	77%	1	3	0	<u>Not Mission Capable (NMC):</u> <ul style="list-style-type: none"> • Regions IV-3, VI-1 & IX-1 <u>Partially Mission Capable (PMC):</u> <ul style="list-style-type: none"> • Region VIII (EMI; Training Assessment) 	<ul style="list-style-type: none"> • Green: 7 or more avail • Yellow: 4 - 6 teams available • Red: > 8 teams deployed/unavailable <i>R-IMAT also red if TL Ops/Log Chief is unavailable and has no qualified replacement</i>
MCOV		60	58	97%	0	2	0		<ul style="list-style-type: none"> • Green = 80 – 100% avail • Yellow = 60 – 79% avail • Red = 59% or below avail • Readiness remains 95%

FEMA Readiness – National/Regional Teams



National/Regional Teams									
Resource	Status	Total	FMC Available		Partially Available	Not Available	Deployed/ Activated	Comments	Rating Criterion
NWC		5	5	100%	0	0	Activated	Enhanced Watch (day shift only)	<div>• Green = FMC</div> <div>• Yellow = PMC</div> <div>• Red = NMC</div>
NRCC		2	344	89%	0	44	Not Activated		
HLT		1	N/A	N/A	0	0	Not Activated		
DEST							Not Activated		
RRCCs		10	10	100%	0	0	Not Activated		
RWCs/MOCs		10	10	100%	0	0	Not Activated		



FEMA

FEMA's mission is to support our citizens and first responders to ensure that as a nation we work together to build, sustain, and improve our capability to prepare for, protect against, respond to, recover from, and mitigate all hazards.