

The Disaster Center is dedicated to the idea that disaster mitigation is cost effective and individuals pursuing their own interest are the greatest potential force for disaster reduction.

Please consider making a small donation to the Disaster Center



When disaster mitigation is cost effective, we are on the road to bringing disasters to an end.



# **FEMA**

## **Daily Operations Briefing**

**Sunday, March 5, 2017**

**8:30 a.m. EST**

# Significant Activity – Mar 4-5



FEMA

**Significant Events:** None

**Significant Weather:**

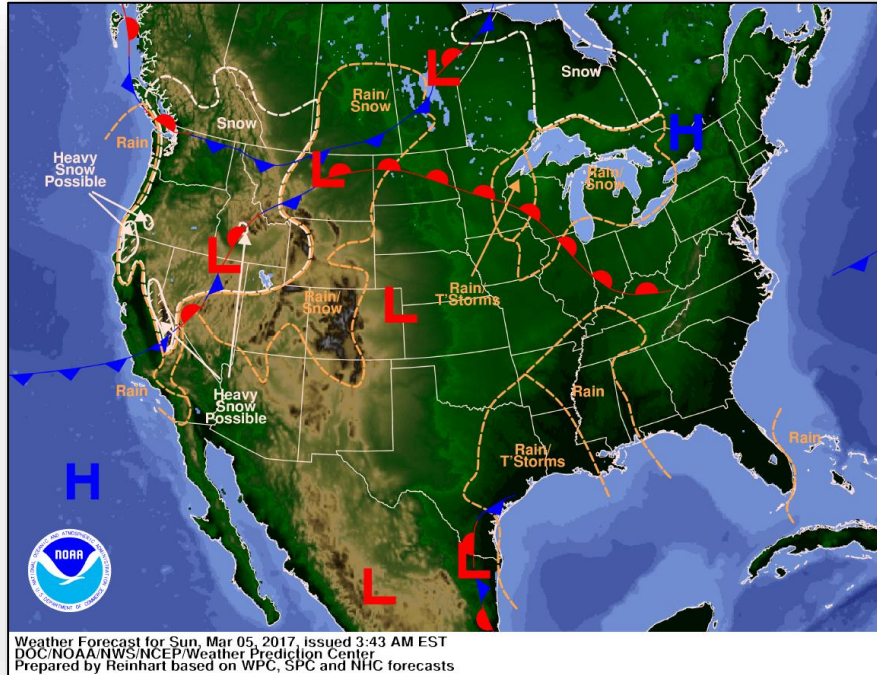
- Heavy snow possible – Sierras, northern CA and southern OR
- Critical fire weather areas – Southern and Central Rockies to Southern and Central Plains
- Elevated fire weather areas – Southwest to Central Plains, Northern Plains, Ohio Valley
- Space Weather – Past 24-hours: none; Next 24-hours: None

**Tropical Activity:** Tropical cyclone activity is not expected during the next 48 hours

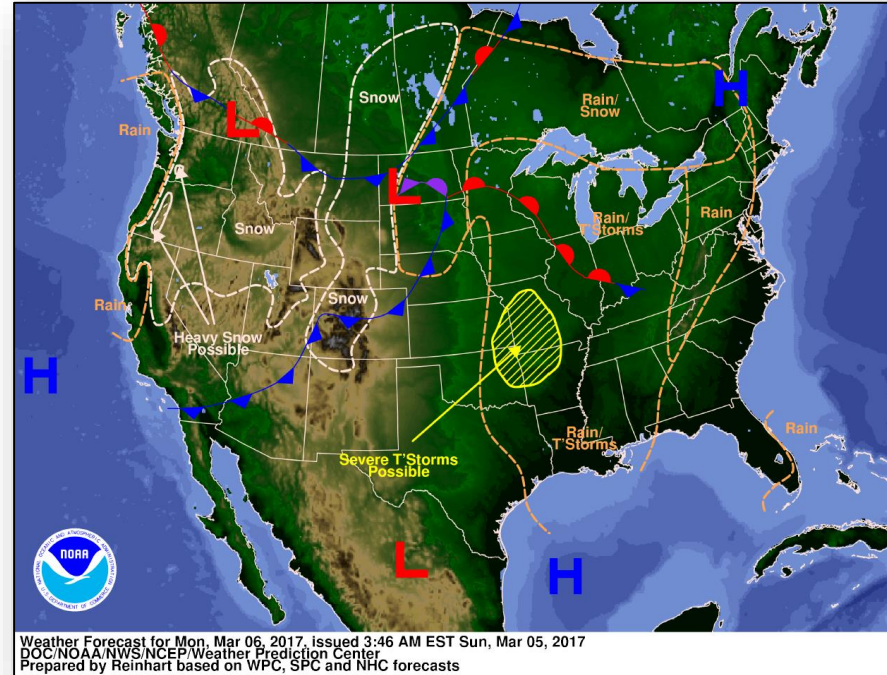
**Earthquake Activity:** No significant activity

**Declaration Activity:** No activity

# National Weather Forecast

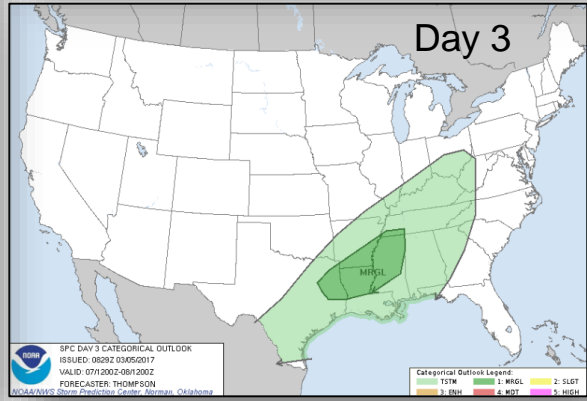
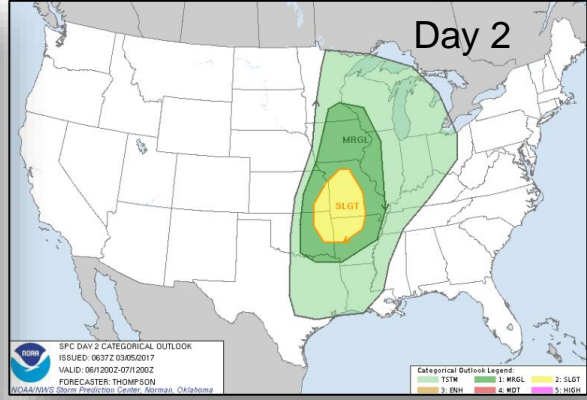
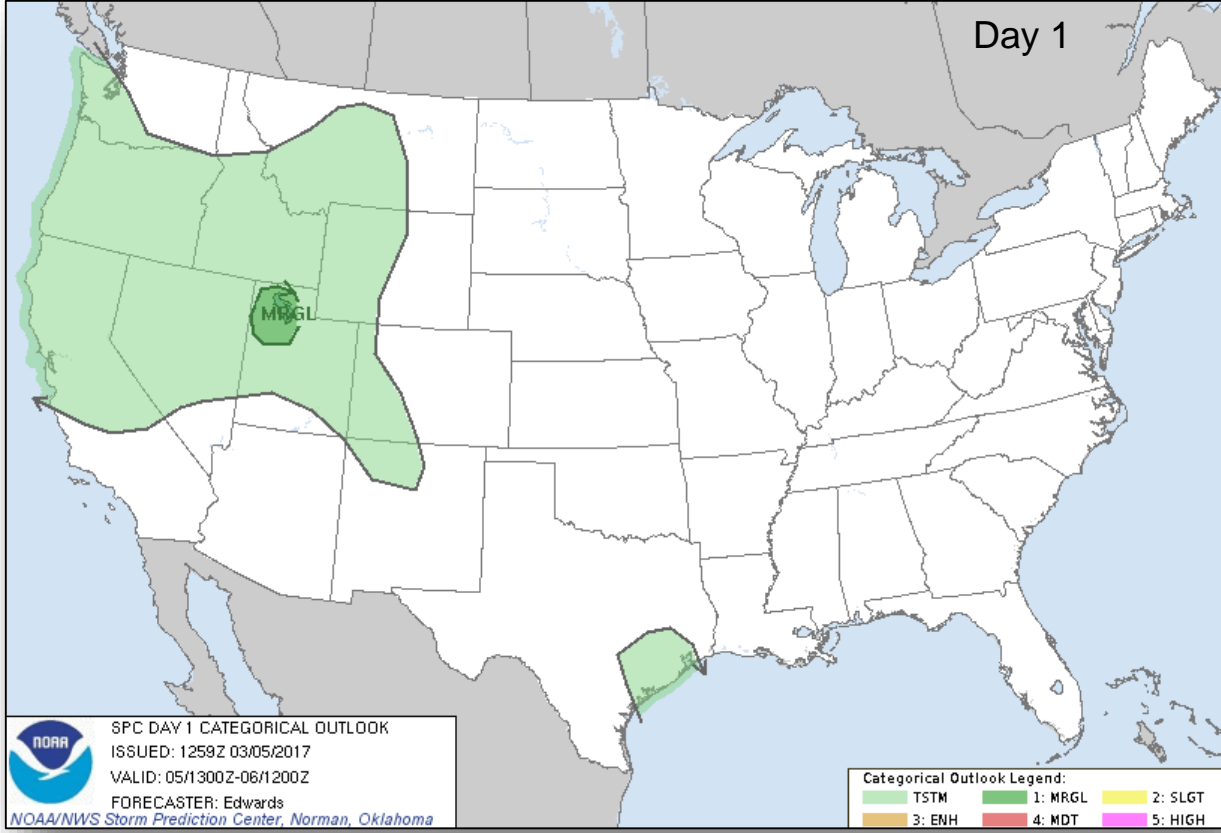


*Today*



*Tomorrow*

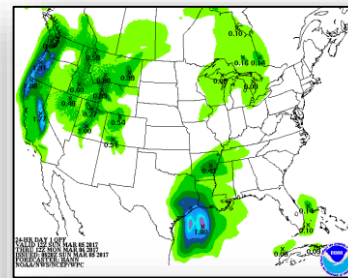
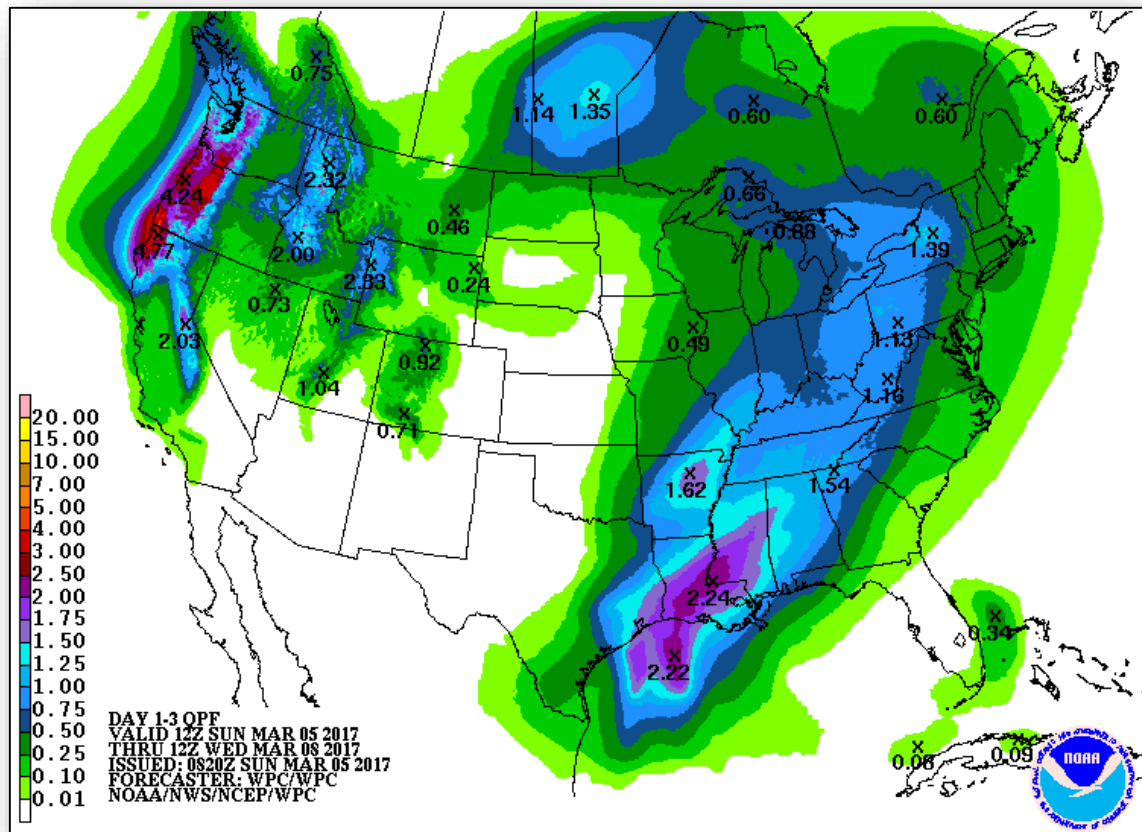
# Severe Weather Outlook – Days 1-3



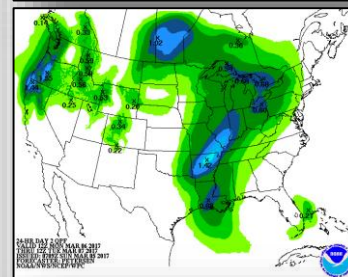
# Precipitation Forecast – Days 1-3



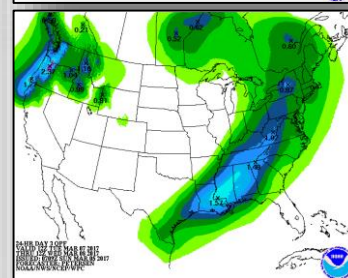
FEMA



Day 1



Day 2



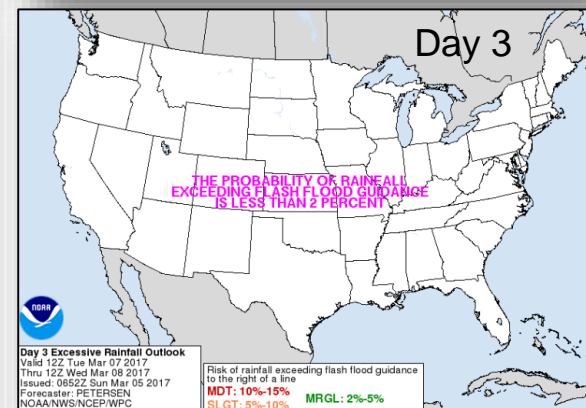
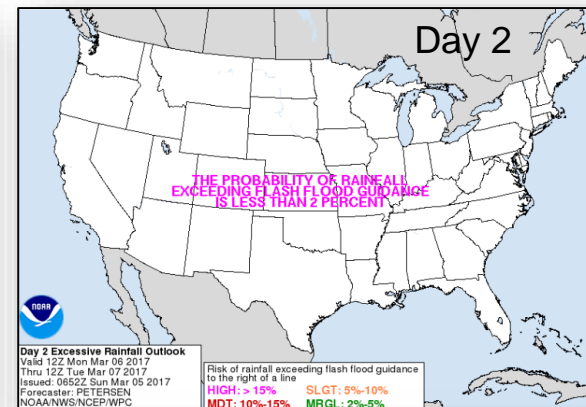
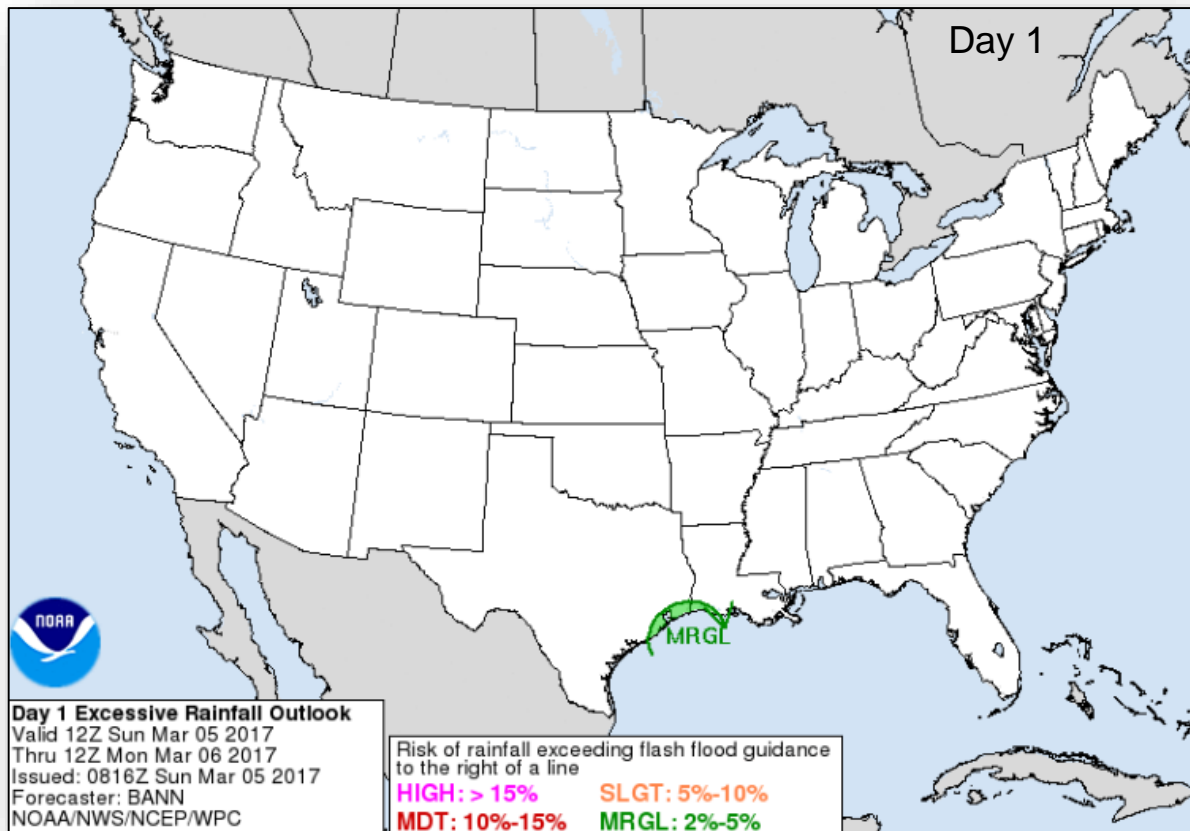
Day 3



# Flash Flood Potential



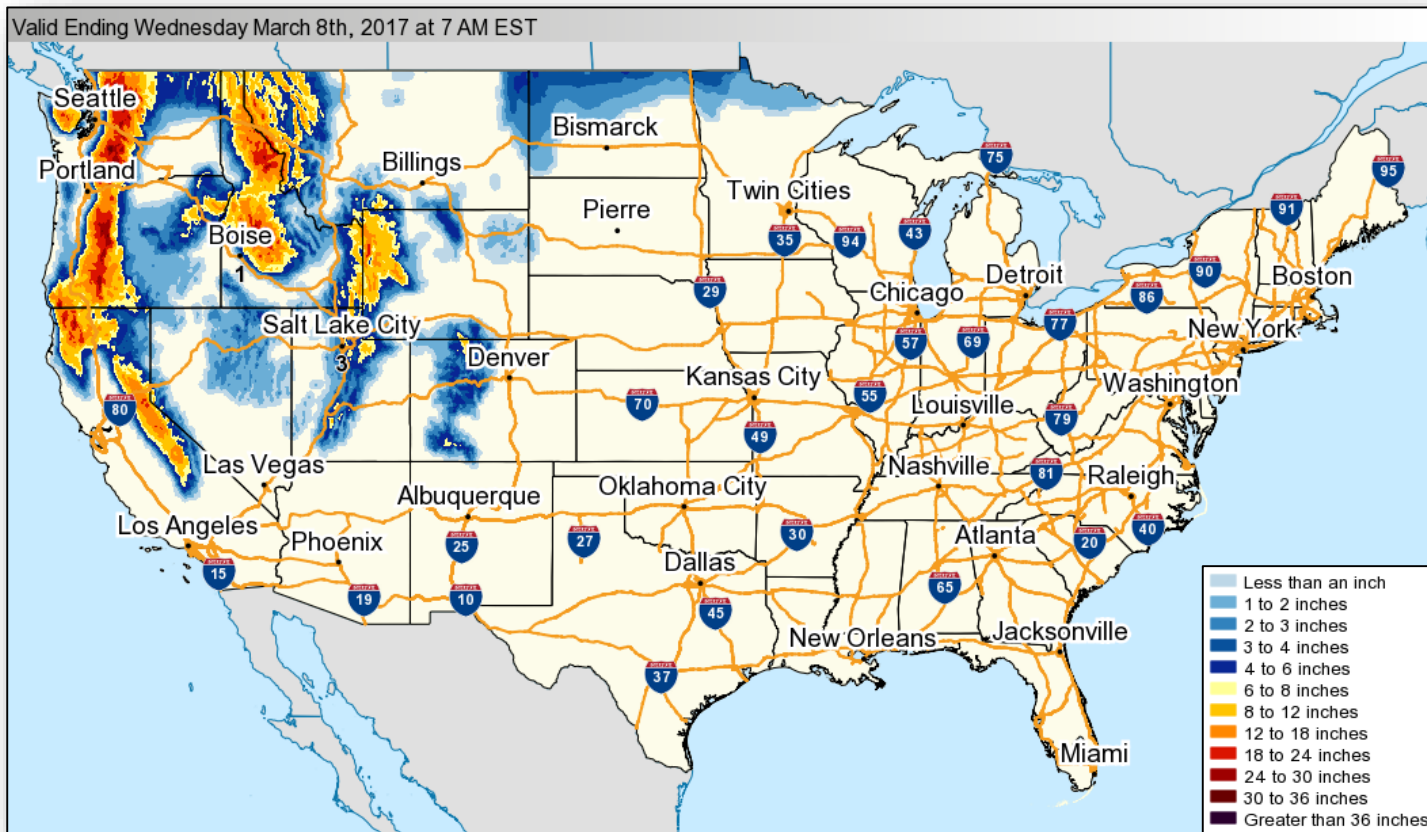
FEMA



# Forecast Snowfall – Days 1-3



FEMA

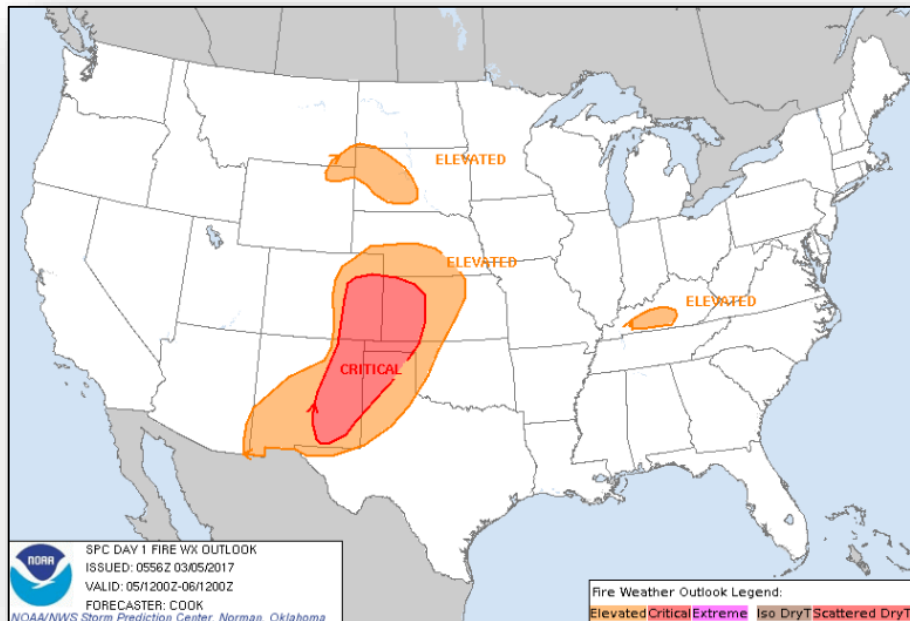




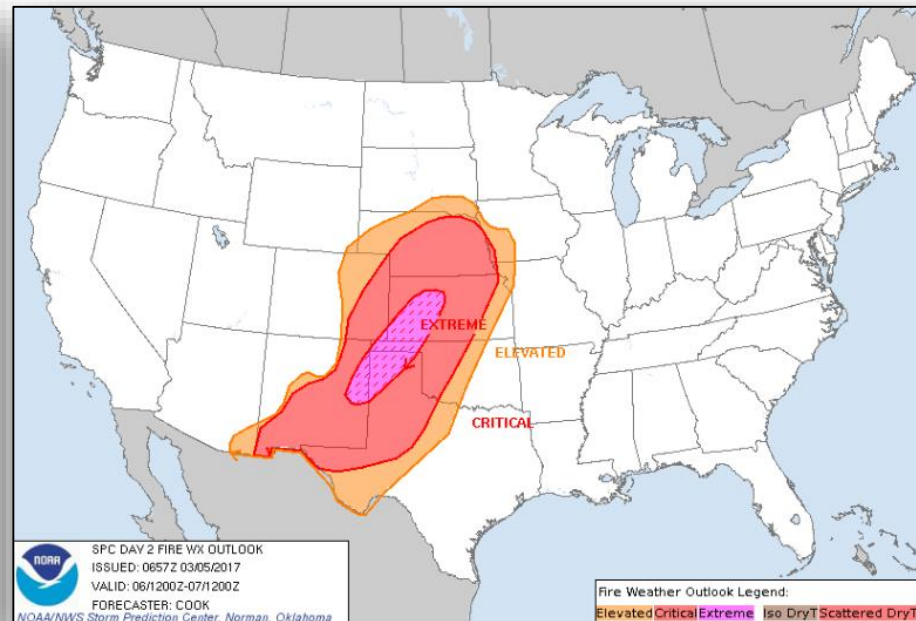
# Fire Weather Outlook



FEMA

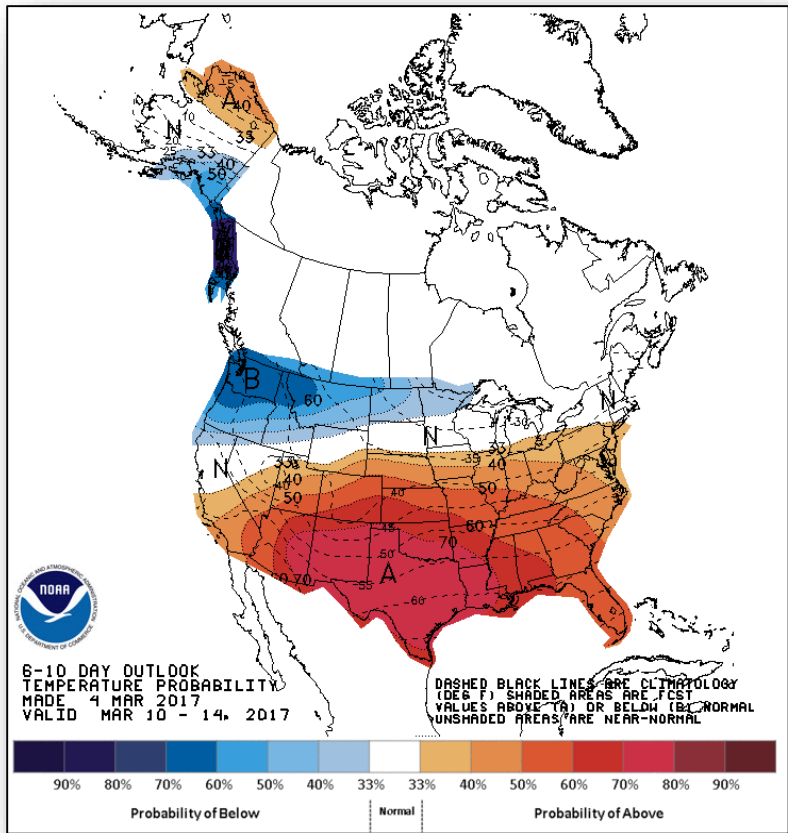


Day 1

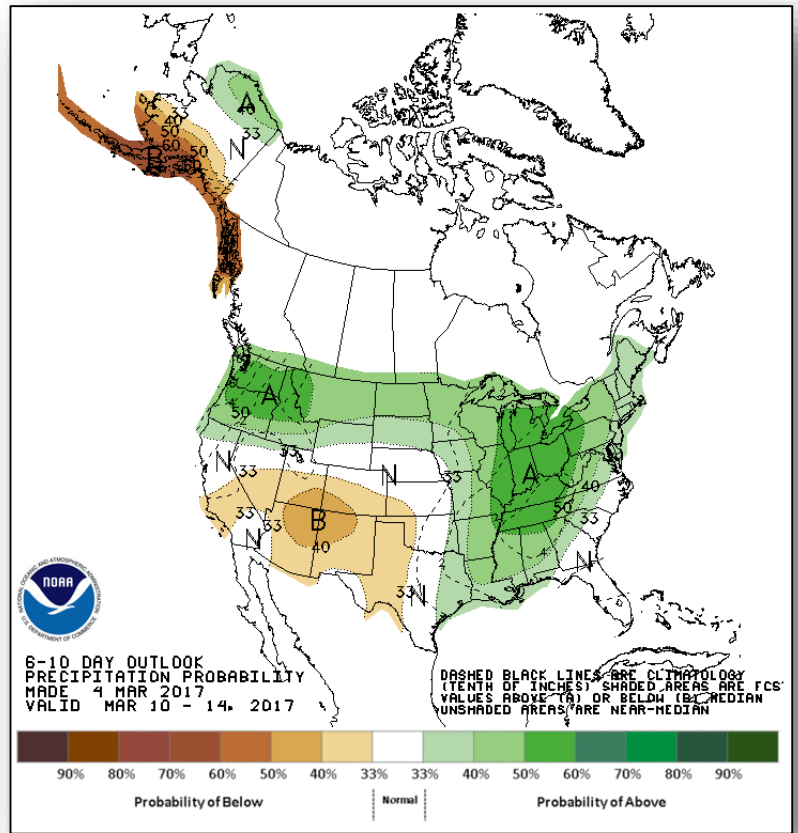


Day 2

# 6-10 Day Outlooks



**6-10 Day Temperature Probability**





**6-10 Day Precipitation Probability**

# Space Weather



FEMA

	Space Weather Activity	Geomagnetic Storms	Solar Radiation	Radio Blackouts
Past 24 Hours	None	None	None	None
Next 24 Hours	None	None	None	None
For further information on NOAA Space Weather Scales refer to <a href="http://www.swpc.noaa.gov/noaa-scales-explanation">http://www.swpc.noaa.gov/noaa-scales-explanation</a>				



# Joint Preliminary Damage Assessments



FEMA

Region	State / Location	Event	IA/PA	Number of Counties		Start – End
				Requested	Completed	
VIII	Wyoming	Blizzard / High Winds February 6-7, 2017	IA	0	0	N/A
			PA	1	1	3/1 – 3/2
IX	California	Winter Storms February 1-21, 2017	IA	0	0	N/A
			PA	39	0	2/28 – TBD
	Nevada	Winter Storms February 6-21, 2017	IA	2	0	2/27 – TBD
			PA	5	0	2/27 – TBD
X	Oregon	Severe Winter Weather January 8-20, 2017	IA	0	0	N/A
			PA	12	0	2/27 – TBD

# Disaster Requests & Declarations

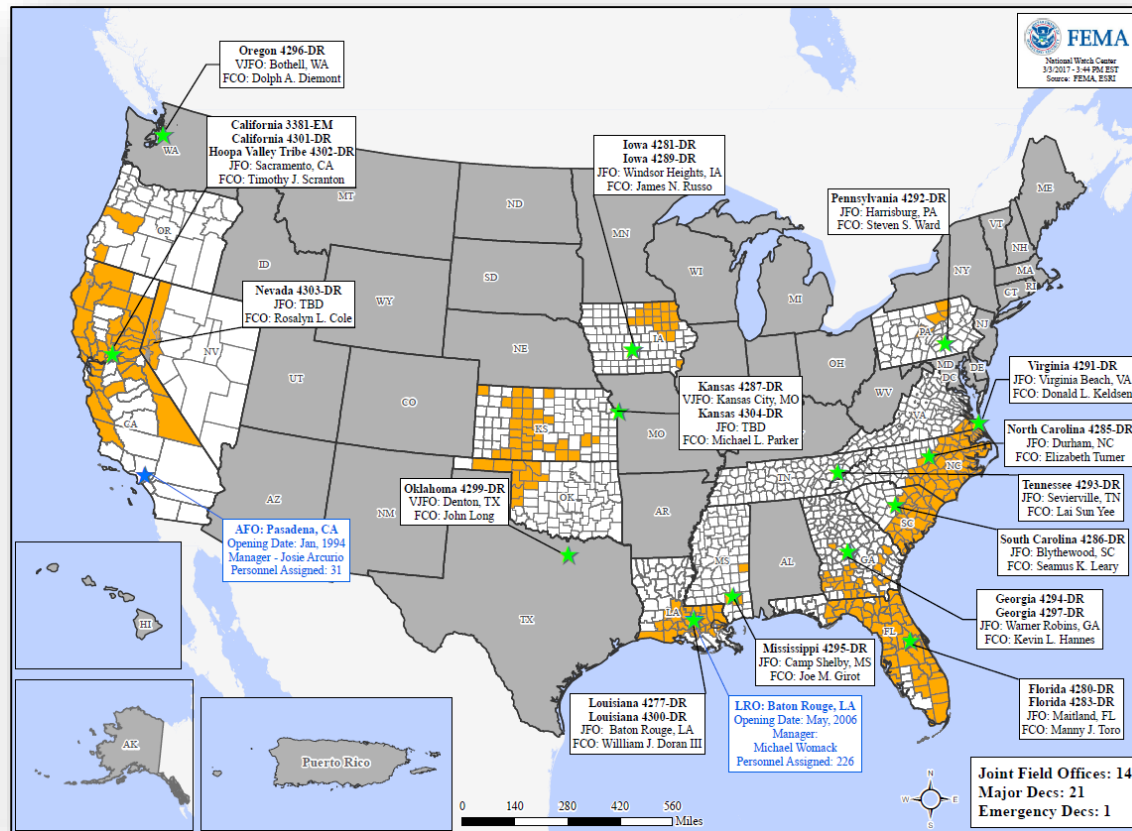


Declaration Requests in Process		Requests APPROVED (since last report)	Requests DENIED (since last report)
1	Date Requested	0	0
ID – DR Severe Winter Storm	February 28, 2017		

# Open Field Offices



FEMA





# Readiness – Deployable Teams and Assets



FEMA

Resource	Force Strength	Available		Deployed	Other	Cadres with less than 25% availability
Total Workforce	10,193	5,708	55%	3,144	1,341	None

Resource	Status	Total	FMC Available	Partially Available	Not Available	Detailed, Deployed, Activated	Comments	Status Criteria																				
National IMAT		3	2	0	0	1	East-2 – Primary (March) West to GA (DR-4294, DR-4297)	Green: >3 Teams Available Yellow: 1 - 2 Teams Available Red: 0 Teams Available  <i>N-IMAT red if 50% of Section Chiefs or Team Leader unavailable for deployment</i>																				
Regional IMAT		13	8	0	0	5	<b>Deployed:</b> Region IV-2 to MS (DR-4295) Region VI-2 to LA (DR-4300) Region IX-1 to NV (DR-4303) Region IX-2 to CA (EM-3381) Region X to WA (DR-4296)	Green > 6 Teams Available Yellow: 4 - 6 Teams Available Red: 0 - 4 Teams Available  <i>R-IMAT also red if TL or Ops / Log Chief is unavailable &amp; has no qualified replacement</i>																				
FCO		35	3	0	4	28		OCD Readiness <table><tr><td>FCO</td><td>Green</td><td>Yellow</td><td>Red</td></tr><tr><td>Type 1</td><td>3+</td><td>2</td><td>1</td></tr><tr><td>Type 2</td><td>4+</td><td>3</td><td>2</td></tr><tr><td>Type 3</td><td>4+</td><td>3</td><td>2</td></tr><tr><td>FDRC</td><td>3</td><td>2</td><td>1</td></tr></table>	FCO	Green	Yellow	Red	Type 1	3+	2	1	Type 2	4+	3	2	Type 3	4+	3	2	FDRC	3	2	1
FCO	Green	Yellow	Red																									
Type 1	3+	2	1																									
Type 2	4+	3	2																									
Type 3	4+	3	2																									
FDRC	3	2	1																									
FDRC		11	2	0	3	6																						
US&R		28	28	0	0	0		Green: >66% Available Yellow: 33% - 66% Available Red: <33% Available																				
MERS		36	29	0	6	1	<b>Assets are supporting:</b> NV: DR-4303	Green: >66% Available Yellow: 33% - 66% Available Red: <33% Available																				

# Readiness – Activation Teams



Resource	Status	Total	Status	Activated Team	Activation Level	Activation Times	Reason/Comments
NWC		5	Not Activated				
NRCC		2	Not Activated				
HLT		1	Not Activated				Deactivated for the season
RWCs/MOCs		10	Not Activated				
RRCCs		10	Not Activated				

Back-up Regions (Feb 27-Mar 5): **II, V & VIII**



# FEMA

**FEMA's mission is to support our citizens and first responders to ensure that as a nation we work together to build, sustain, and improve our capability to prepare for, protect against, respond to, recover from, and mitigate all hazards.**