

The Disaster Center is dedicated to the idea that disaster mitigation is cost effective and individuals pursuing their own interest are the greatest potential force for disaster reduction.

Please consider making a small donation to the Disaster Center



When disaster mitigation is cost effective, we are on the road to bringing disasters to an end.



FEMA

Daily Operations Briefing

Tuesday, March 6, 2018

8:30 a.m. EST

Significant Activity – Mar 5-6



FEMA

Significant Events:

- Northeast coastal storm - FINAL

Tropical Activity:

- Western Pacific – No activity affecting U.S. interests

Significant Weather:

- Freezing rain possible – Central Appalachians
- Red Flag Warnings – CO, KS, MO, AR, OK & TX
- Critical/elevated fire weather areas – southern CA, CO, KS, MO, AR, OK & TX
- Space Weather: past 24 hours: none observed; next 24 hours: none predicted

Earthquake Activity: No significant activity

Declaration Activity: None

Northeast Coastal Storm - FINAL



FEMA

Situation

Recovery from a powerful nor'easter continues

Impacts

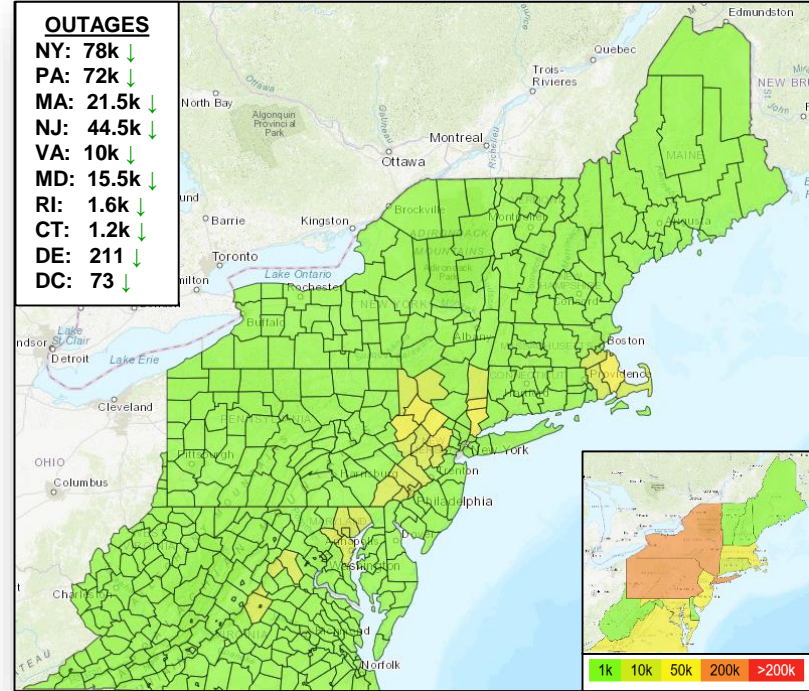
- Confirmed fatalities: VA (2) and MD (1); unconfirmed fatalities: (6) in MA, NJ, NY, and MD
- Power outages trending down from previous reports; **power restoration anticipated to be completed by COB today for MA, NY & VA; COB Thursday for PA**
- Structures damaged by coastal flooding, backwater inundation & high winds
- Post-storm debris removal continues as water levels recede

State/Local Response

- MA, MD & VA Governors declared a State of Emergency
- **MA EOC at Partial Activation**
- MD, NY and NJ EOCs at Monitoring
- **PA, VA, & DE EOCs returned to Normal Operations**
- Shelters/occupants: MA 1/4, CT 1/0; NY 14/45, NJ 5/0; PA 5/89, MD 3/1 (*ARC Midnight Shelter Count as of 5:30 am EST*)

FEMA Response

- FEMA Regions I-III continue to monitor
- FEMA NWC rostered Enhanced Watch
- **No Joint PDAs have been scheduled at this time**



**Customers without power as of 5:30 a.m. EST
FEMA Regions I, II, & III***

**Customer outage data is provided by the Department of Energy's EAGLE-I system. Comprehensive National coverage of all electrical service providers is not available.*

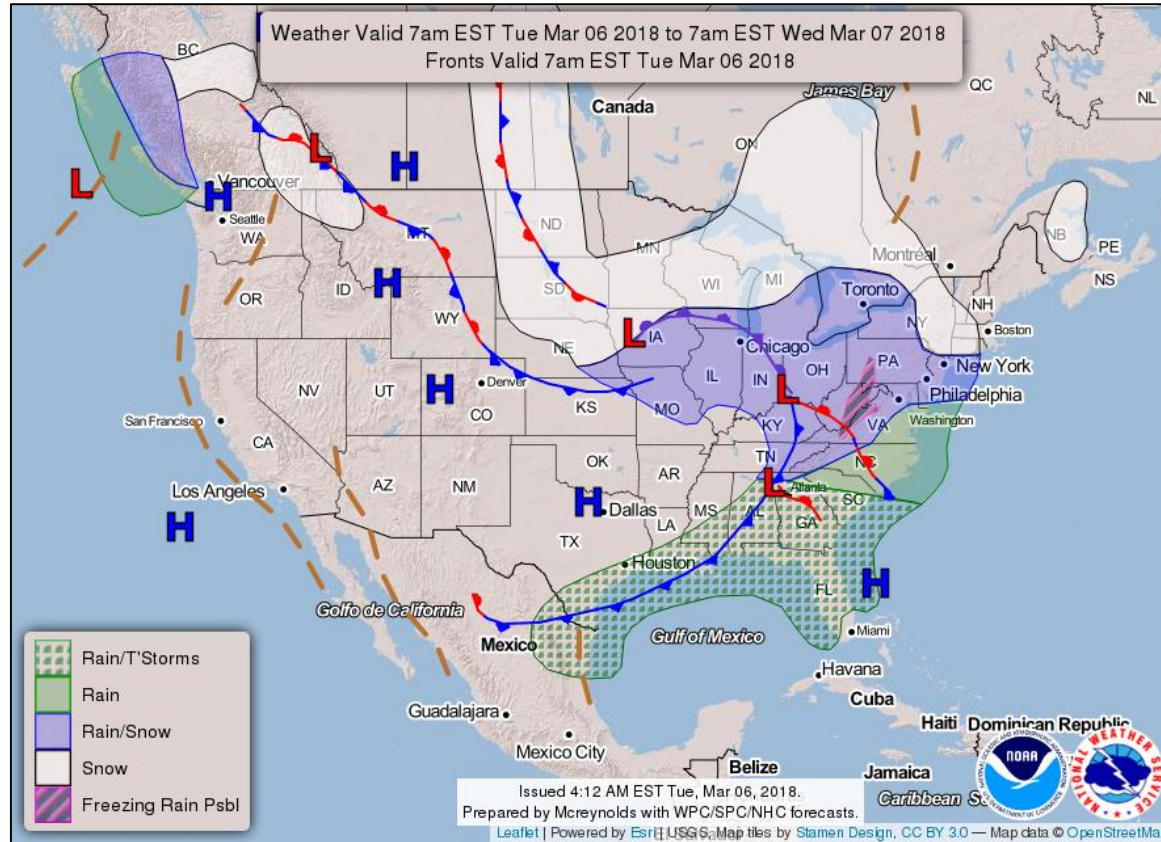
Tuesday, March 6, 2018



FEMA

Northern Plains to Upper Midwest:

Snow tapering off but strong winds will persist and produce local blizzard conditions, primarily over the Northern Great Plains.



East:

Light icing/mixed precipitation tonight across the Appalachians. Rain and wet snow spreading east today.

South:

Showers and a few thunderstorms from the Gulf Coast across the Southeast.

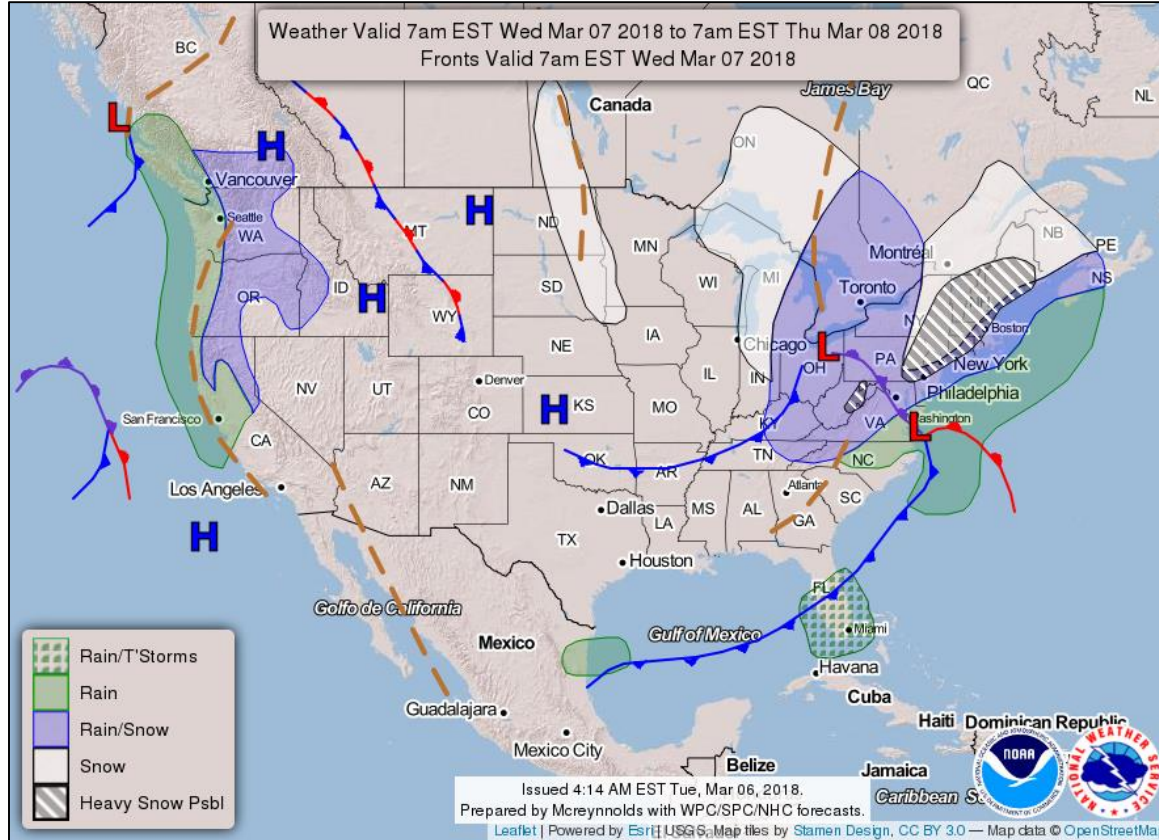
Wednesday, March 7, 2018



FEMA

West Coast:

Rain and snow developing.



East Coast Hazards:

Major nor'easter underway with heavy snow possible. Around 6 inches possible from PHL to NYC to BOS.

Heavy snow and increasing winds result in power outages.

Winds and waves increasing across coastal waters.

Thursday, March 8, 2018

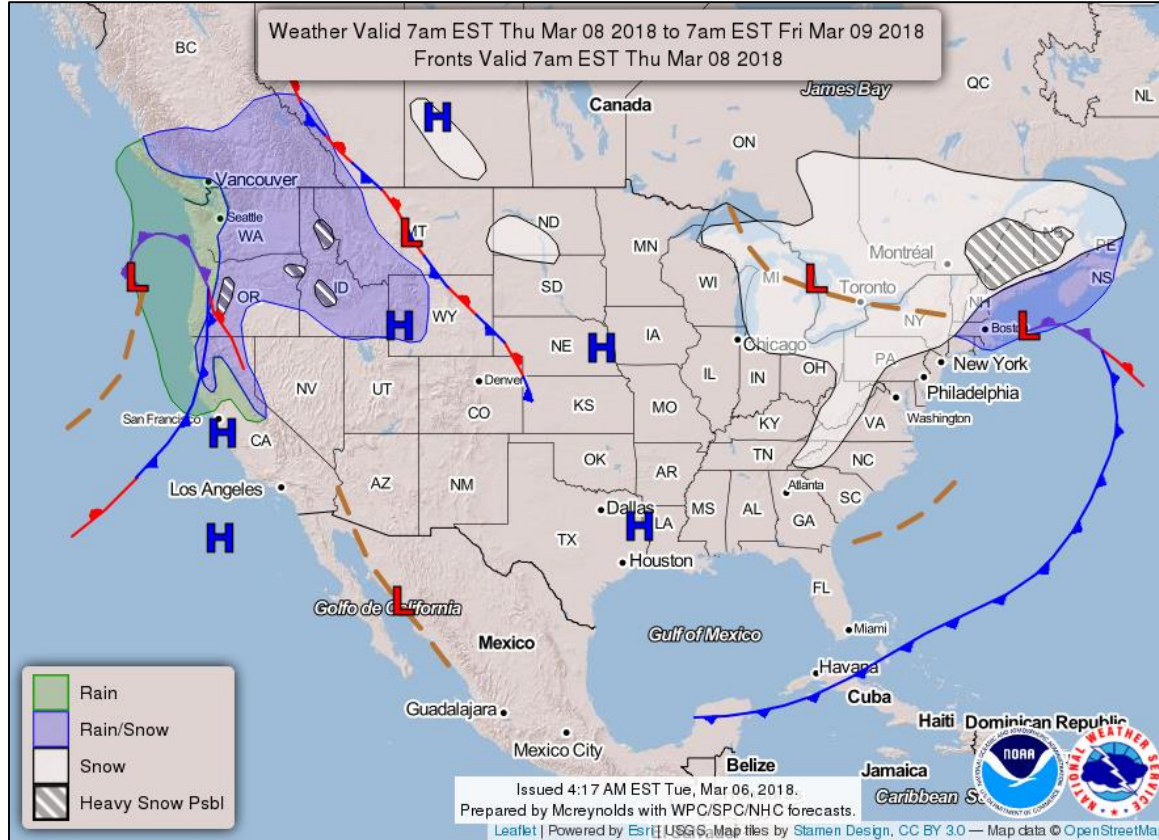


FEMA

Northwest Hazards:

Locally heavy snowfall
Cascades inland to Northern Rockies.

Rain and snow elsewhere.



East Coast Hazards:

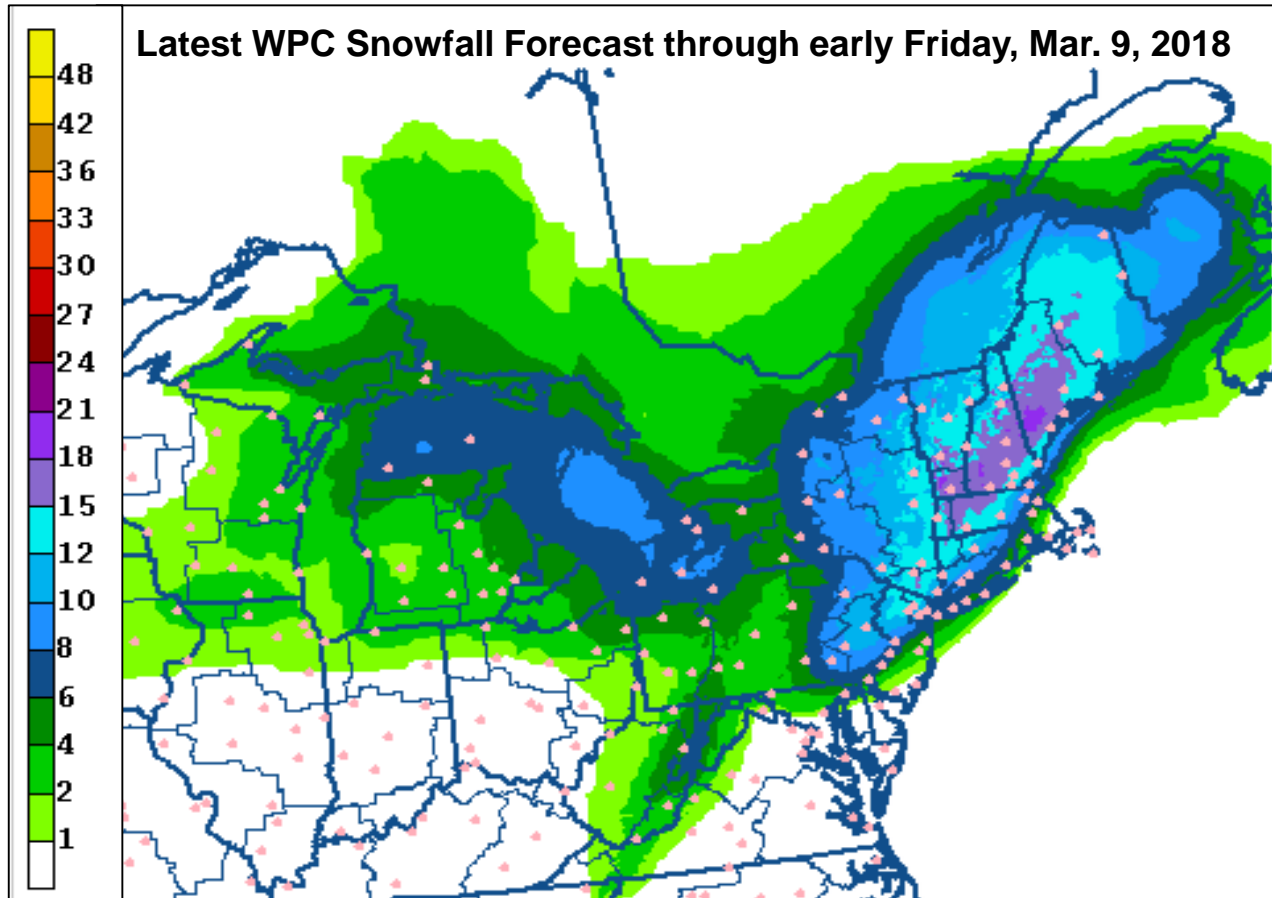
Accumulating snow ends NYC/BOS, continues across northern New England. Storm totals could approach 2 feet west/inland from I-95 corridor.

Strong gusty winds continue across much of the Northeast and Mid Atlantic.

Northeast Snowfall



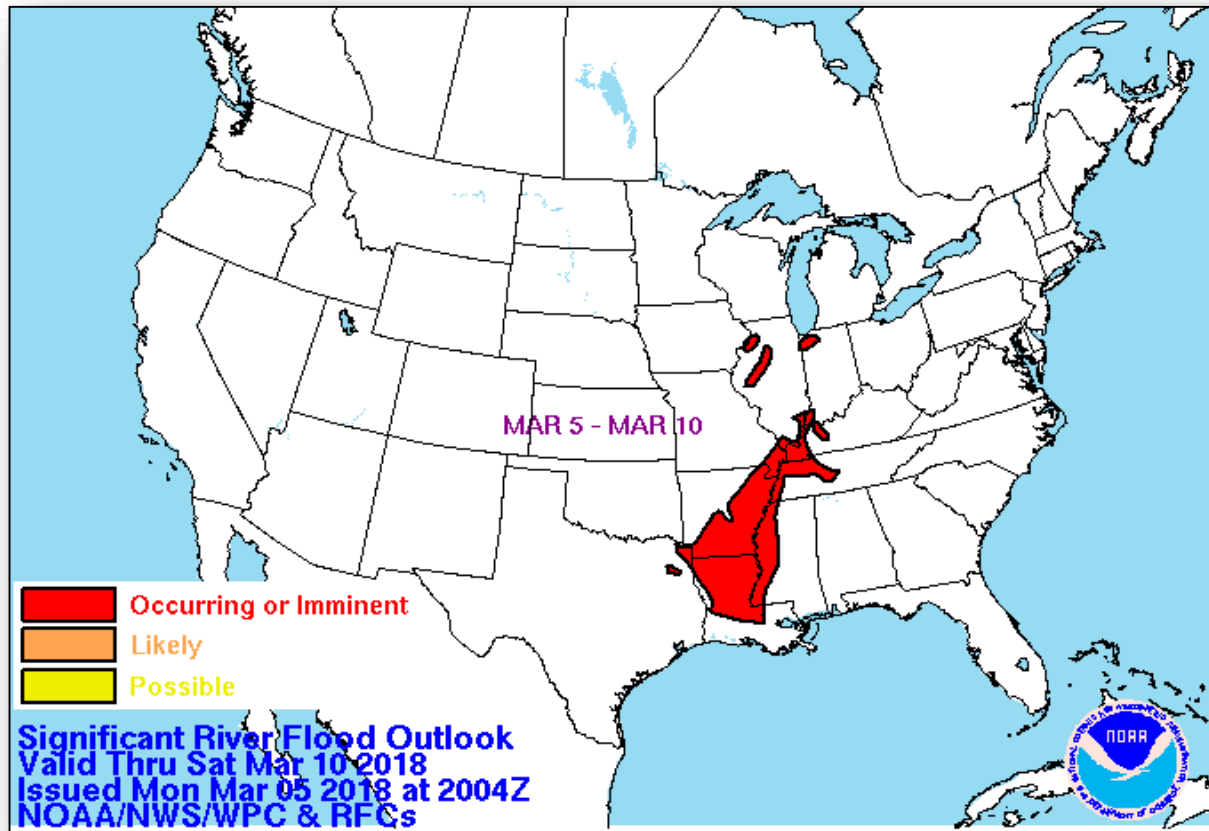
FEMA



Significant River Flood Outlook



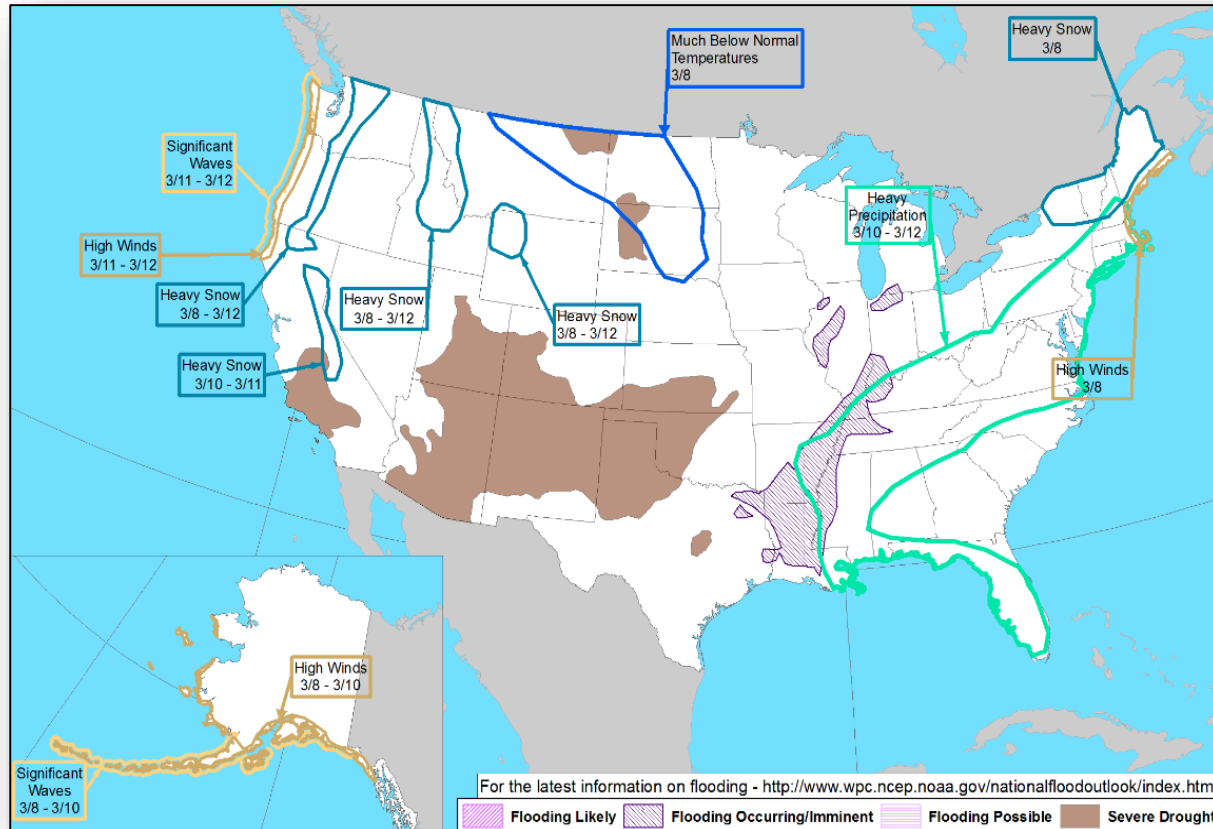
FEMA



Hazards Outlook – Mar 8-12



FEMA



Disaster Requests & Declarations



FEMA

Declaration Requests in Process					Requests APPROVED (since last report)	Requests DENIED (since last report)				
2					IA	PA	HM	Date Requested	0	0
AK – DR Severe Storm						X	X	January 25, 2018		
MT – (Appeal) Wildfires						X	X	January 26, 2018		

Readiness – Deployable Teams and Assets



Resource	Force Strength	Available	Deployed	Other	Cadres with 25% or Less Availability
Total Workforce	12,111 ▼	4,185 ▼ 35%	4,868 ▼	3,058	DI 16% (13/83); EHP 12% (42/358); HM 25% (251/997); LOG 25% (314/1,243); PA 17% (329/1,915); SAF 18% (12/67); SEC 14% (14/104)
National IMATs* (3 Teams)	East 1:	B-48			<div style="border: 1px solid black; padding: 5px;"> 4343-DR-WI VJFO: Chicago, IL FCO: Janet M. Odeshoo </div> <div style="border: 1px solid black; padding: 5px; margin-top: 5px;"> 4348-DR-NY VJFO: Albany, NY FCO: Seamus K. Leary </div>
	East 2:	Charlie			
	West:	B-2			
Regional IMATs (> 6 Teams)	Assigned:	13	<div style="border: 1px solid black; padding: 5px;"> 4351-DR-AK VJFO: Anchorage, AK 4342-DR-ID VJFO: Bothell, WA FCO: Thomas J. Dargan </div> <div style="border: 1px solid black; padding: 5px; margin-top: 5px;"> 4344-DR-CA* 4353-DR-CA** JFO: Sacramento, CA FCO: William Roche *R-IX IMAT-1 (JFO) </div>	<div style="border: 1px solid black; padding: 5px;"> 4330-DR-VT 4316-DR-NH 4329-DR-NH VJFO: Maynard, MA 4354-DR-ME* 4355-DR-NH* 4356-DR-VT JFO: Manchester, NH FCO: James N. Russo *R-I IMAT (Manchester, NH) (Augusta, ME) </div> <div style="border: 1px solid black; padding: 5px; margin-top: 5px;"> 4346-DR-SC 4349-DR-AL FCO: Warren J. Riley 4350-DR-MS FCO: Manny J. Toro VJFO: Atlanta, GA </div>	
	Available:	6			
	PMC / NMC:	2			
	Deployed:	5			
US&R (> 66%)	Assigned:	28	<div style="border: 1px solid black; padding: 5px;"> 4357-DR-AS JFO: TBD FCO: Benigno Bern Ruiz R-IX IMAT-2 MERS: Bothell </div> <div style="border: 1px solid black; padding: 5px; margin-top: 5px;"> 4325-DR-NE FCO: DuWayne W. Tewes 4334-DR-IA FCO: Keith D. DuPont 4317-DR-MO 4319-DR-KS 4347-DR-KS VJFO: Kansas City, MO FCO: C. Johnson-Cage R-VII IMAT (R-VII HQ) </div> <div style="border: 1px solid black; padding: 5px; margin-top: 5px;"> 4352-DR-Pueblo of Acoma VJFO: Denton, TX FCO: Gerard M. Stolar </div>	<div style="border: 1px solid black; padding: 5px;"> 4338-DR-GA JFO: Warner Robins, GA FCO: Thomas J. McCool </div> <div style="border: 1px solid black; padding: 5px; margin-top: 5px;"> 3395-EM-FL 4337-DR-FL 4341-DR-STOF JFO: Orlando, FL FCO: Willie G. Nunn </div>	
	Available:	28			
	PMC / NMC:	0			
MERS (> 66%)	Assigned:	36	<div style="border: 1px solid black; padding: 5px;"> 4332-DR-TX JFO: Austin, TX FCO: Kevin L. Hannes </div> <div style="border: 1px solid black; padding: 5px; margin-top: 5px;"> 4345-DR-LA 4277-DR-LA 3392-EM-LA JFO: Baton Rouge, LA FCO: John E. Long LA Recovery Office Baton Rouge, LA Manager: M. Womack </div>	<div style="border: 1px solid black; padding: 5px;"> 4336-DR-PR 4339-DR-PR JFO: Guaynabo, PR FCO: Michael F. Byrne MERS: Bothell, Denton, Denver, Frederick, Maynard, Thomasville </div> <div style="border: 1px solid black; padding: 5px; margin-top: 5px;"> 4335-DR-USVI 4340-DR-USVI JFO: St. Croix, USVI FCO: William L. Vogel R-II IMAT (St. Croix) </div>	
	Available:	35			
	NMC:	0			
FCO (≤ 1 Type I)	Assigned:	35	<div style="border: 1px solid black; padding: 5px;"> AS </div>	As of 3:00 a.m. EST March 6, 2018	
	Available:	4			
	PMC / NMC:	7			
	Deployed:	24			
FDRC (≥ 3)	Assigned:	14			
	Available:	5			
	PMC / NMC:	1			
	Deployed:	8			

* B-2 Status: Assemble ≤ 2-hrs, On Site ≤ 18-hrs; B-48 Status: Assemble and deploy ≤ 48hrs; Charlie Status: No team assemble time requirement

FEMA Readiness – Activation Teams



FEMA

Resource	Status	Total	Status	Activated Team	Activation Level	Activation Times	Reason / Comments
NWC		5	Steady State				
NRCC		2	Available				
HLT		1	Available				
RWCs/MOCs		10	Steady State				
RRCCs		10	Available				

Backup Regions: VIII, X, & VI

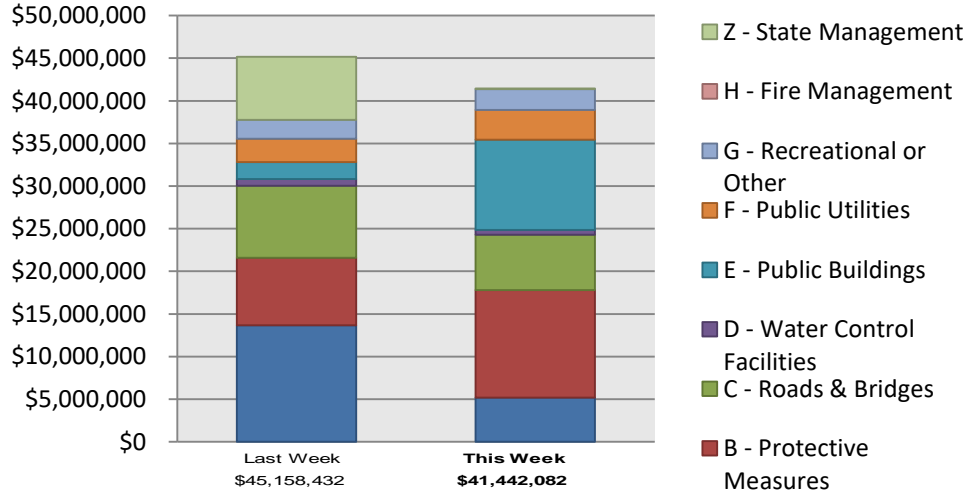
Public Assistance Grant Program



FEMA

PA Project Worksheets Obligated in past week, as of 03/05/18 at 1500 EDT										
PA Category	Emergency Work		Permanent Work					H - Fire Management	Z - State Management	Total
	A - Debris Removal	B - Protective Measures	C - Roads & Bridges	D - Water Control Facilities	E - Public Buildings	F - Public Utilities	G - Recreational or Other			
Number Of PWs Obligated	46	56	84	10	46	12	24	0	4	282
Federal Share Obligated	\$5,170,429.31	\$12,634,453.19	\$6,498,411.84	\$532,616.02	\$10,604,944.84	\$3,488,503.62	\$2,454,833.48	\$0.00	\$57,889.26	\$41,442,081.56

Public Assistance Obligated per Category In the Past 2 Weeks – 2/19/2018 through 3/5/2018



This weeks PA Highlights

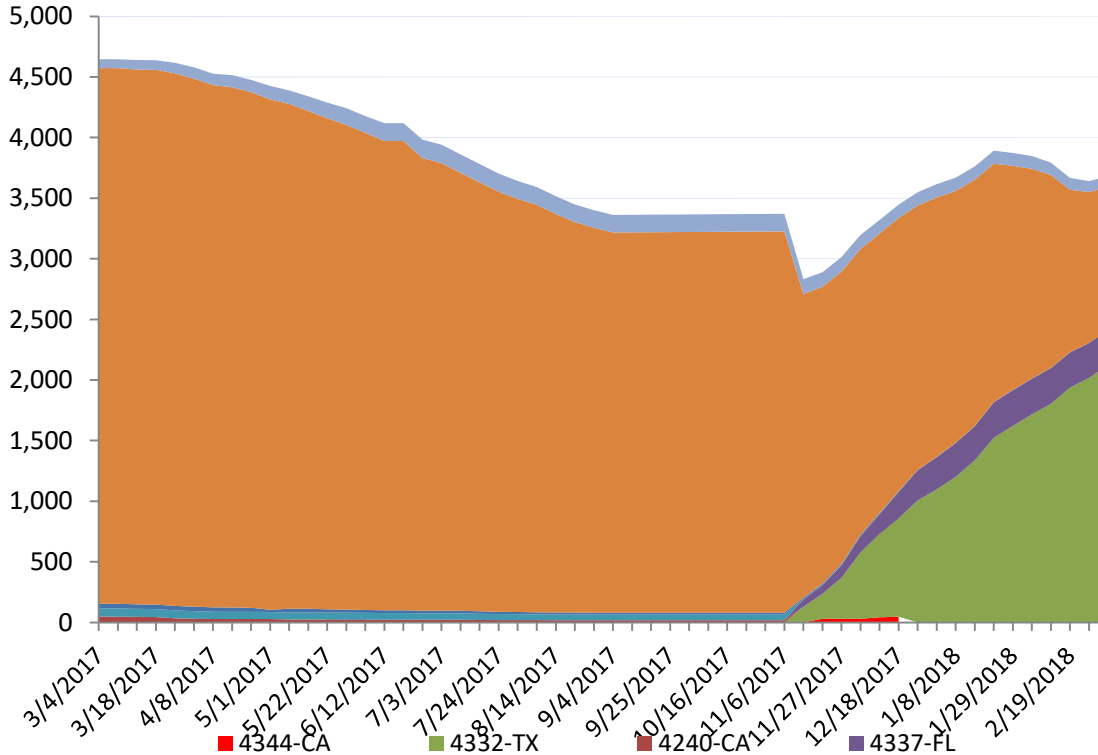
- **Approximately \$7.5 Million was obligated to Protective Measures for Florida.**
- **\$1.3 Million was obligated to Debris Removal for South Carolina.**
- **\$8.3 Million was obligated to Public Buildings for Louisiana.**
- **Approximately \$1.9 Million was obligated to Roads and Bridges for California.**

Direct Housing

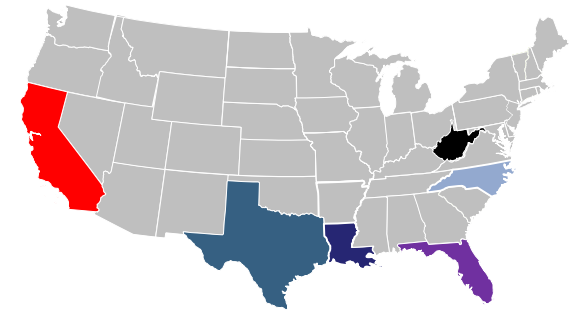


FEMA

Total Households in FEMA Direct Housing per State
 Past Year per Week, 3/4/2017 – 3/4/2018, There are currently **3,962** Households Occupying **3,962** Temporary Units



DR	IA Declaration Date	Program End Date	Current # of Households in Direct Housing (Weekly Change)
4339-PR	9/10/2017	3/20/2019	62 (+10)
4266-TX	3/19/2016	9/19/2017	1 (0)
4277-LA	8/14/2016	2/14/2018	1,180 (-65)
4285-NC	10/10/2016	4/10/2018	89 (-1)
4332-TX	8/25/2017	2/25/2018	2,125 (+108)
4337-FL	9/10/2017	3/10/2018	285 (-3)
4344-CA	10/10/2017	4/10/2018	211 (-2)



States with Currently Occupied Units

NPSC Call Activity



FEMA

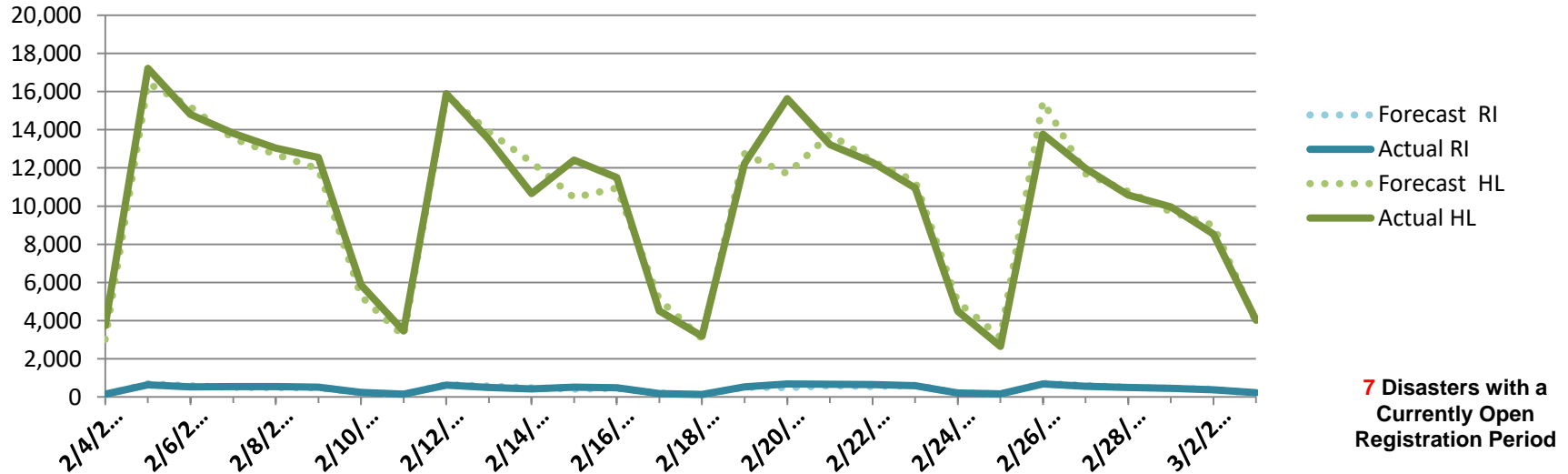
NPSC Call Activity in the Past Week

2/25/2018 through 3/3/2018

Call Type	Projected Calls	Actual Calls
Registration Intake:	2,994	2,956
Helpline:	63,670	61,481
Combined:	66,664	64,437

NPSC Call Forecasting and Actual Calls Over the Past 4 Weeks

2/4/2018 through 3/3/2018

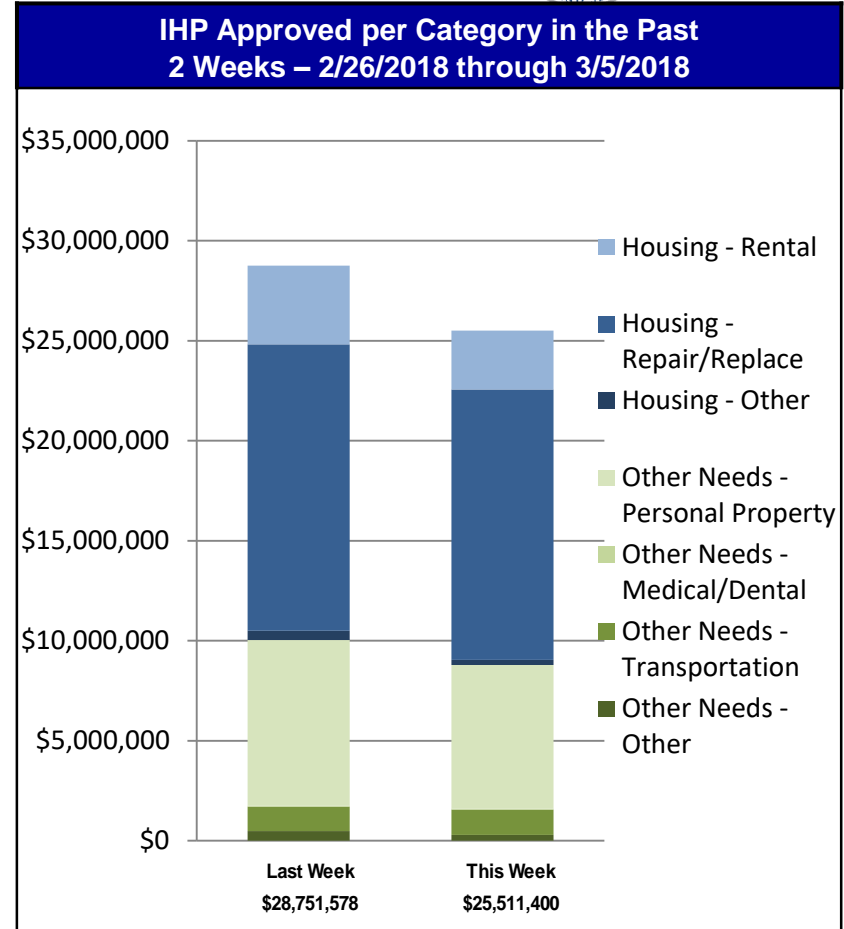


Individual Assistance Activity



FEMA

Individuals and Households Program Activity As Of: 3/5/18					
	In Past 7 Days		Cumulative		
	Applicants Approved	Amount Approved	Applicants Approved	Amount Approved	
4336-PR Declared 09-10-2017 End Of Reg Period 03-20-2018					
Open Registrati on Period	Housing Assistance	72	\$2,122,400.47	936	\$4,552,675.04
	Other Needs Assistance	19	\$64,509.27	983	\$1,545,930.82
	Total IHP		\$2,186,909.74		\$6,098,605.86
	Average IHP				\$4,283
	Total Max Grants				91
4339-PR Declared 09-20-2017 End Of Reg Period 03-20-2018					
Open Registrati on Period	Housing Assistance	2,637	\$8,046,950.30	198,787	\$579,179,854.30
	Other Needs Assistance	3,473	\$5,914,702.03	363,565	\$480,840,712.01
	Total IHP		\$13,961,652.33		\$1,060,020,566.31
	Average IHP				\$2,418
	Total Max Grants				2783
4353-CA Declared 01-02-2018 End Of Reg Period 03-16-2018					
Open Registrati on Period	Housing Assistance	23	\$158,735.68	598	\$3,284,859.27
	Other Needs Assistance	10	\$36,031.10	145	\$513,754.08
	Total IHP		\$194,766.78		\$3,798,613.35
	Average IHP				\$5,982
	Total Max Grants				41
Other IHP Active	17 Declarations IHP Programmatically Open - Closed Registration *				
	Housing Assistance	1,446	\$6,391,184.62		
	Other Needs Assistance	1,136	\$2,776,887.01		
Total IHP		\$9,168,071.63			
Total IHP Approved in Past Week			\$25,511,400.48		





FEMA

FEMA's mission is to support our citizens and first responders to ensure that as a nation we work together to build, sustain, and improve our capability to prepare for, protect against, respond to, recover from, and mitigate all hazards.