

The Disaster Center is dedicated to the idea that disaster mitigation is cost effective and individuals pursuing their own interest are the greatest potential force for disaster reduction.

Please consider making a small donation to the Disaster Center



When disaster mitigation is cost effective, we are on the road to bringing disasters to an end.



FEMA

Daily Operations Briefing

Sunday, March 1, 2015

8:30 a.m. EST

Significant Activity: Feb 28 – Mar 1



Significant Events: None

Significant Weather:

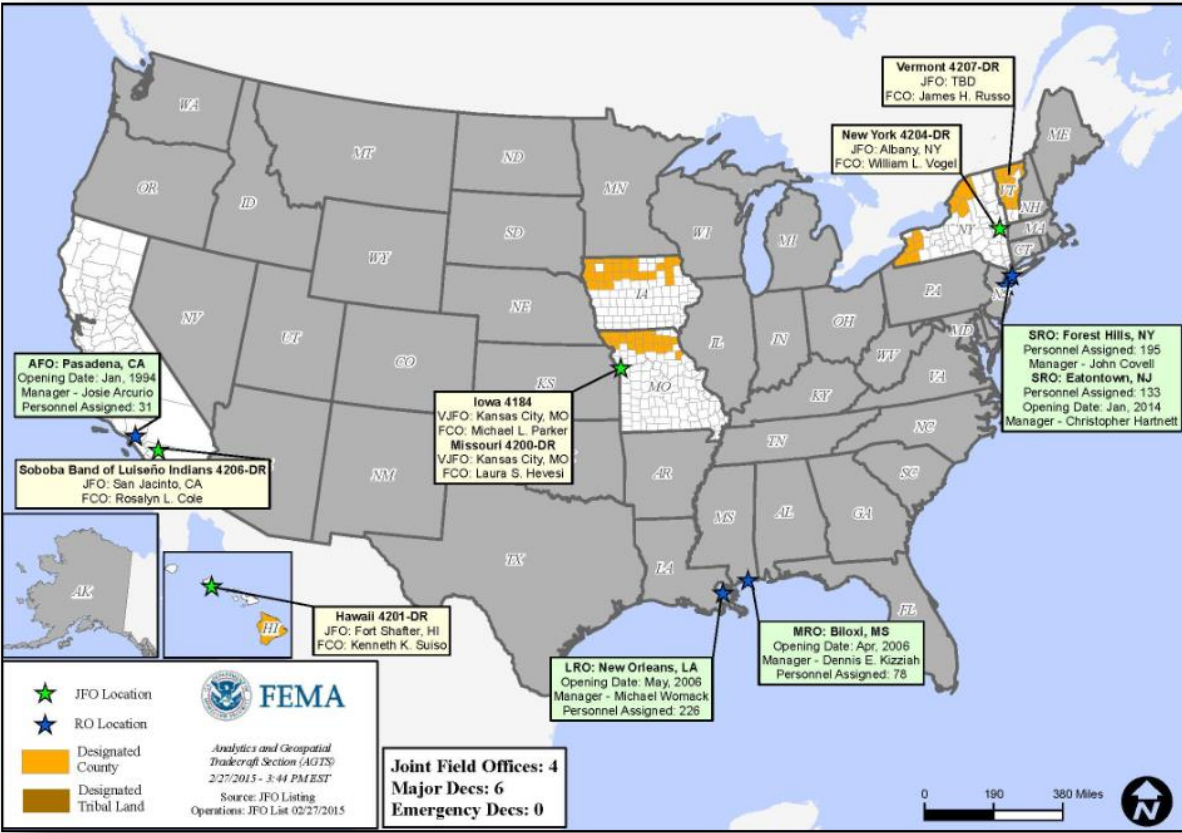
- Heavy Snow – Parts of the Central Rockies and stretching from the Ohio Valley to the Mid-Atlantic
- Snow possible – From the Central Plains to the Northeast
- Freezing rain – From the Ohio Valley across parts of the Carolinas into the Mid-Atlantic
- Flash Flooding possible – Portions of Arizona
- Elevated Fire Weather/Red Flag Warnings: none
- Space Weather: Past 24 hours : Minor/G1 geomagnetic storms occurred; Next 24 hours: Minor/G1 Geomagnetic storms likely

Tropical Activity: No significant activity

FEMA Readiness: None

Disaster Activity: None

Open Field Offices as of March 1



Disaster Requests & Declarations



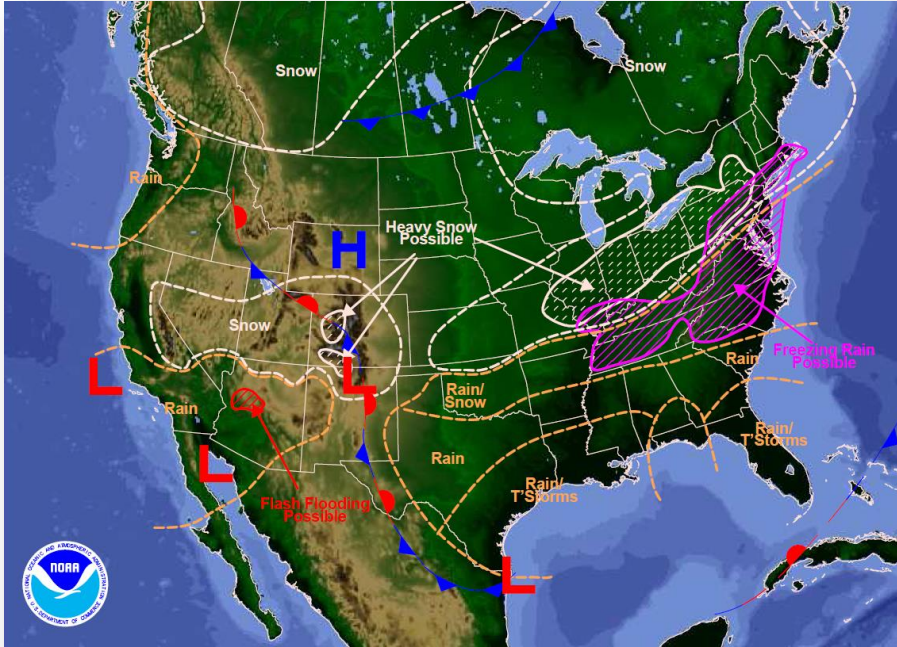
Declaration Requests in Process		Requests APPROVED (since last report)	Requests DENIED (since last report)
1	Date Requested	0	0
Maine – DR Severe Winter Storm, Snowstorm and Flooding	February 27, 2015		

Joint Preliminary Damage Assessments



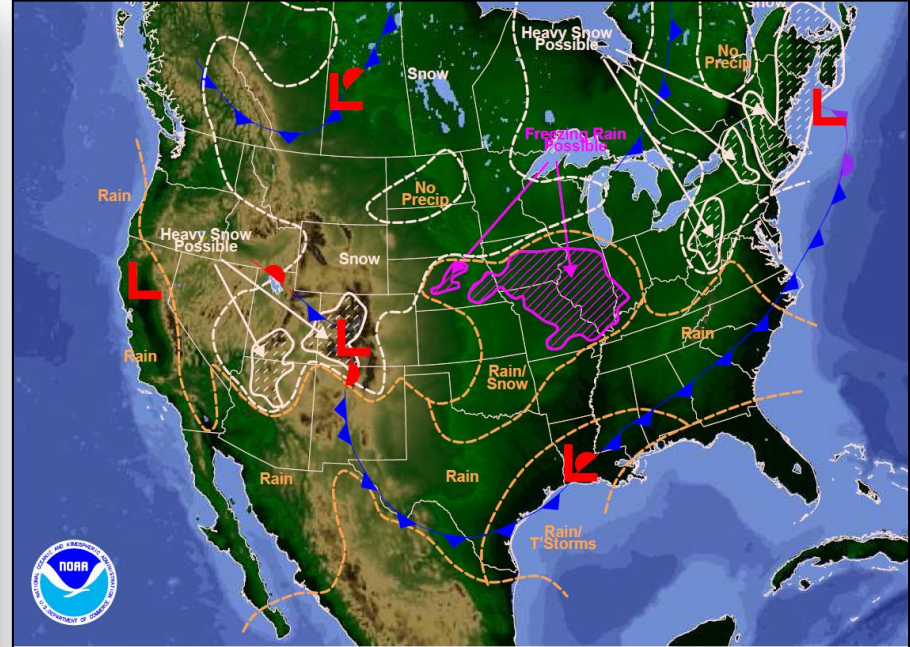
Region	State / Location	Event	IA/PA	Number of Counties		Start – End
				Requested	Complete	
I	NH	January Blizzard January 25, 2015	PA	3	3	02/09 – 2/26
I	RI	January Blizzard January 25, 2015	PA	5	0	02/11 – TBD
I	CT	January Blizzard January 25, 2015	PA	4	0	02/24 – TBD
I	MA	January Blizzard January 25, 2015	PA	10	10	02/17 – 2/26
I	ME	January Blizzard January 25, 2015	PA	4	3	02/19 – TBD

National Weather Forecast



Weather Forecast for Sun, Mar 01, 2015, issued 3:52 AM EST
DOC/NOAA/NWS/NCEP/Weather Prediction Center
Prepared by Fanning based on WPC, SPC and NHC forecasts

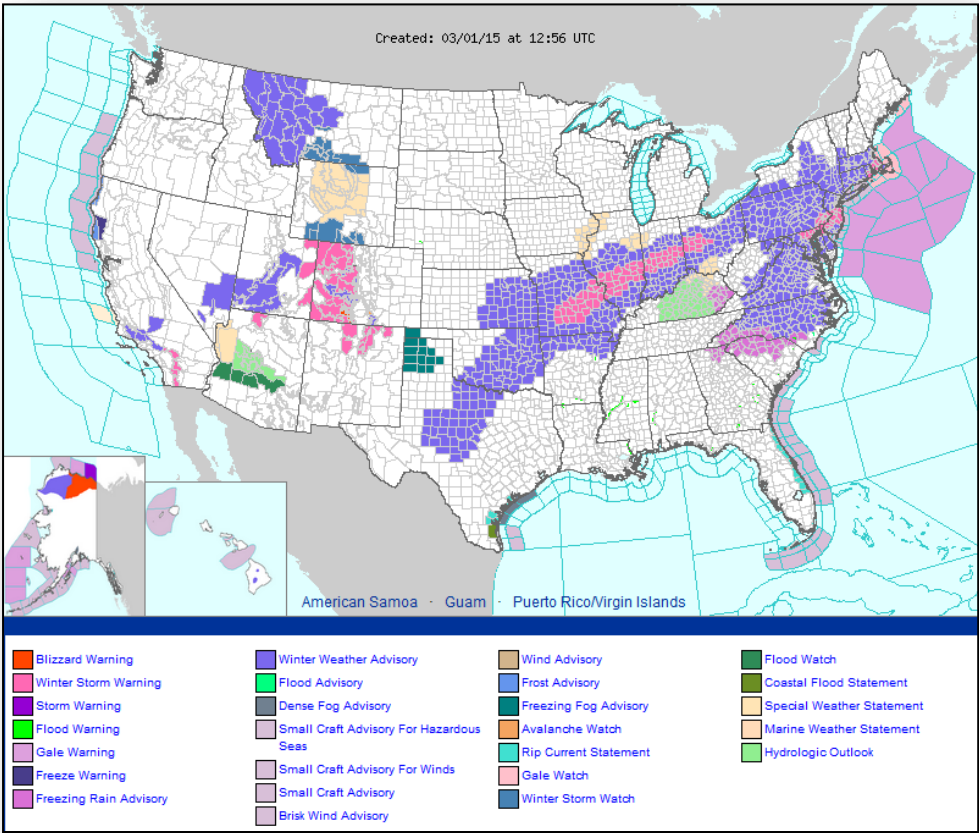
Today



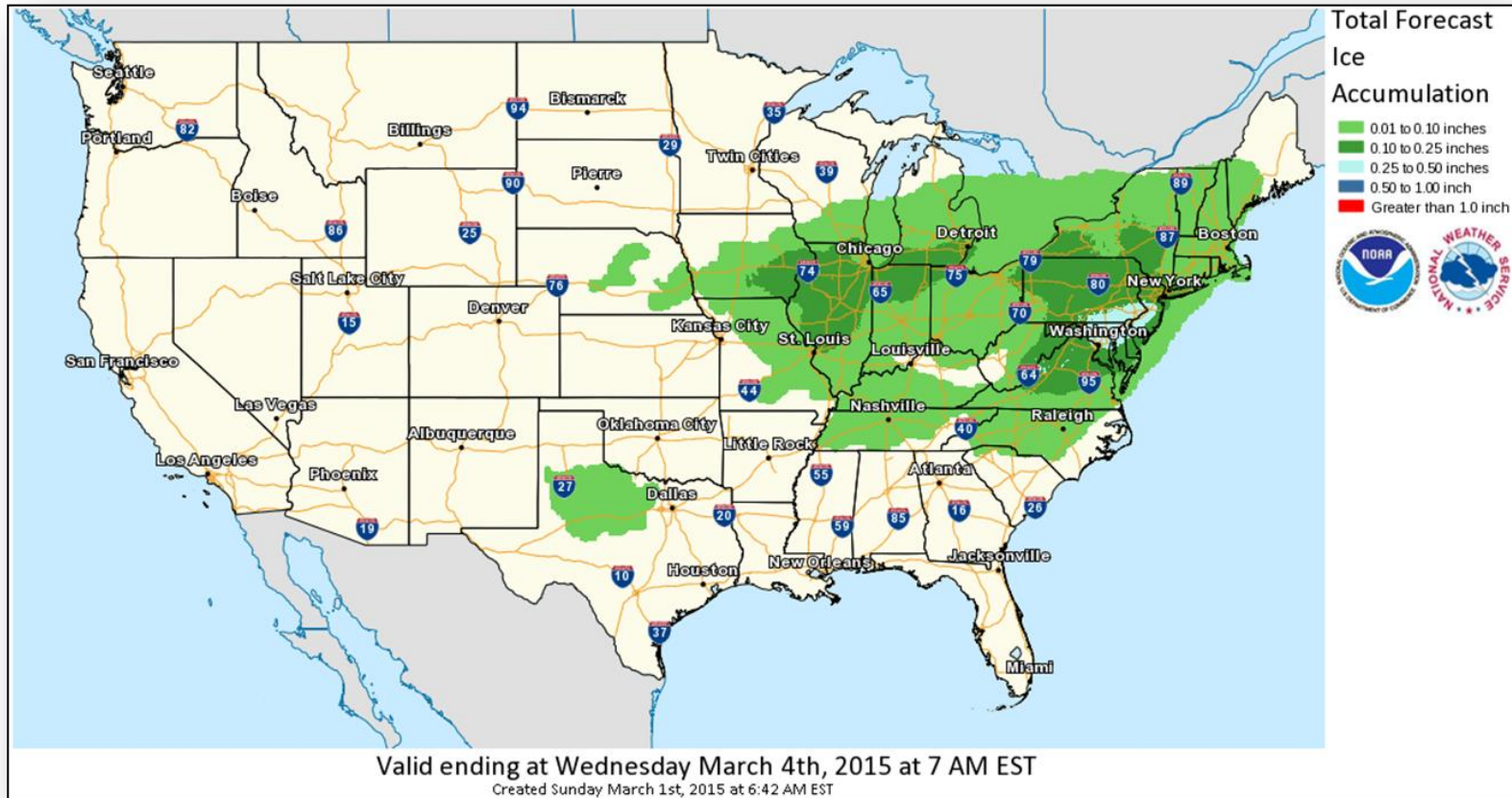
Weather Forecast for Mon, Mar 02, 2015, issued 3:54 AM EST Sun, Mar 01, 2015
DOC/NOAA/NWS/NCEP/Weather Prediction Center
Prepared by Fanning based on WPC, SPC and NHC forecasts

Tomorrow

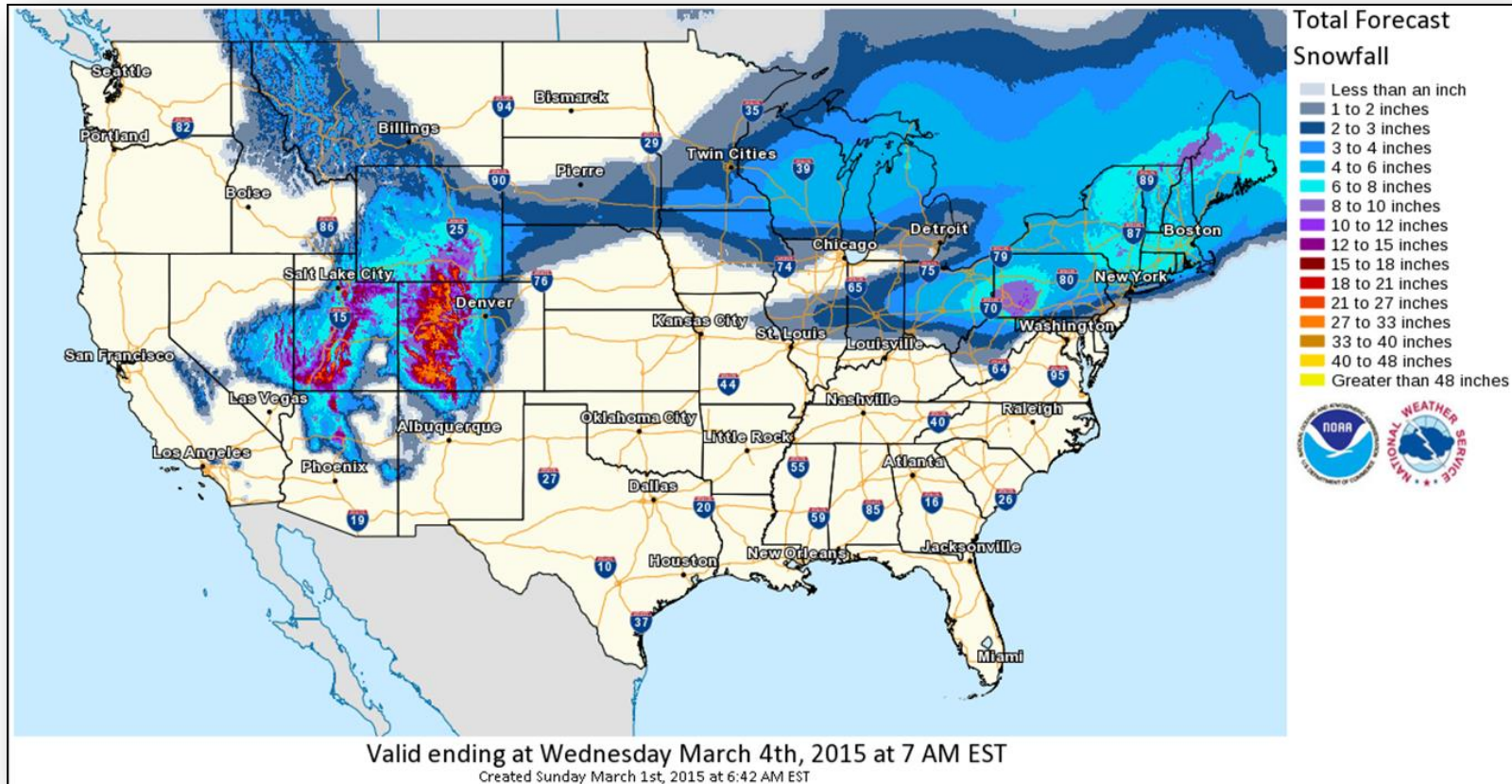
Active Watches/Warnings



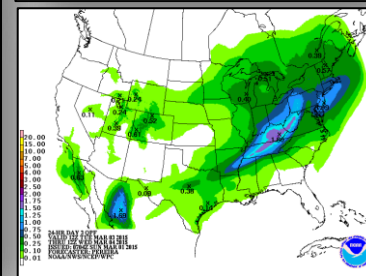
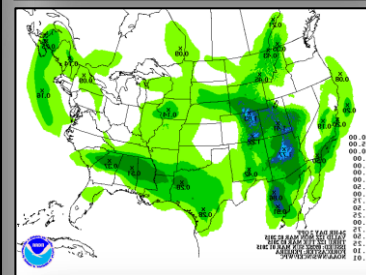
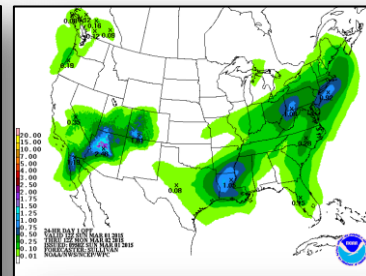
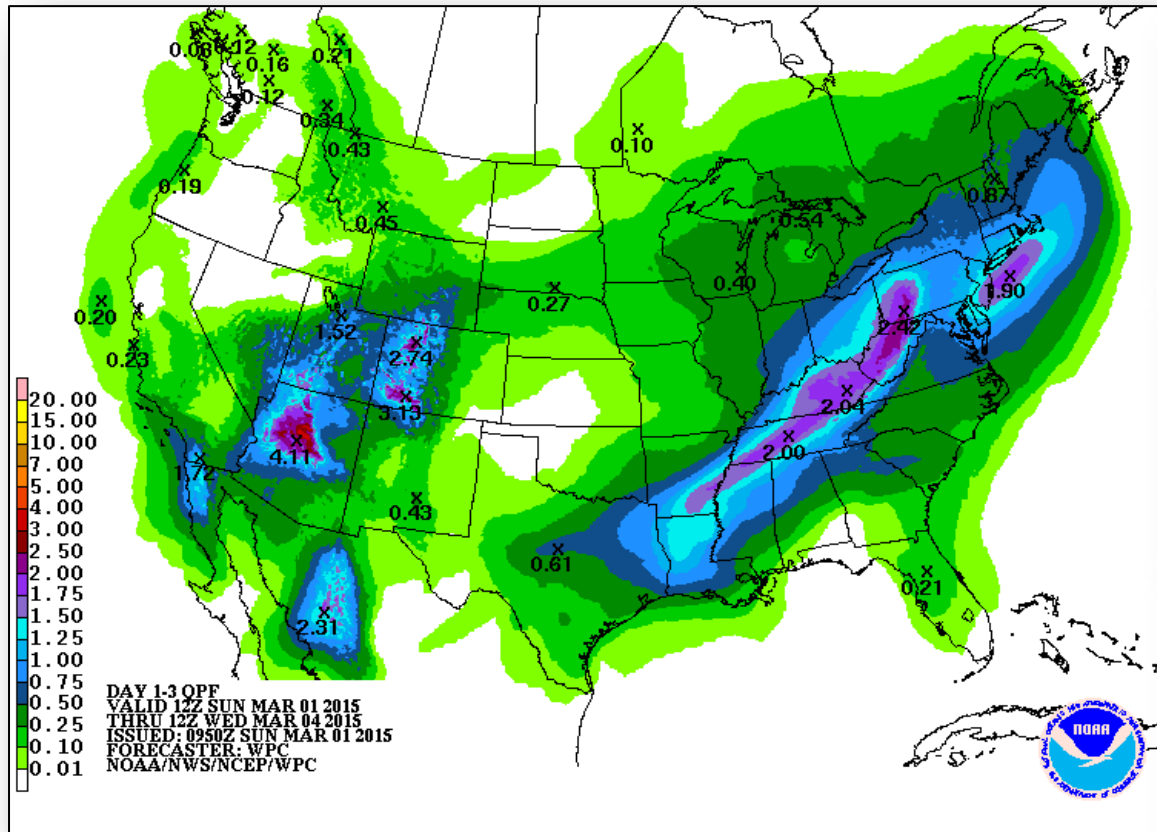
Total Forecast Ice



Total Forecast Snowfall



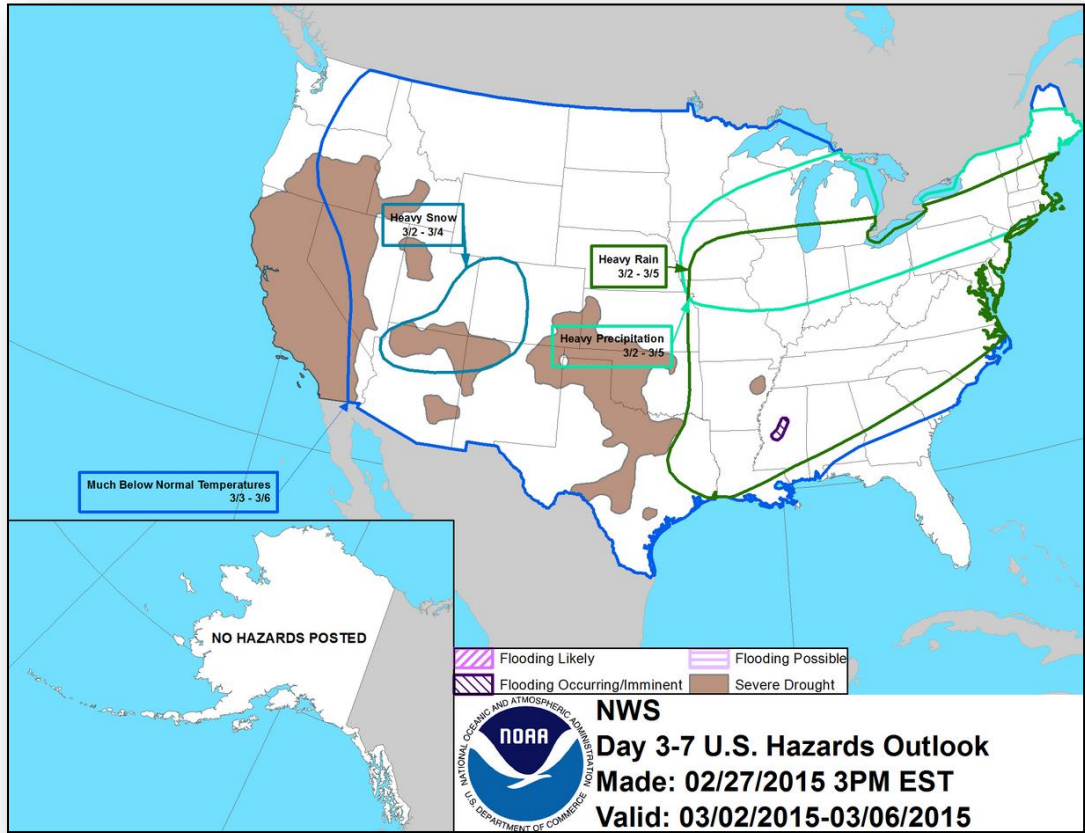
Precipitation Forecast – 3 Day



Hazard Outlook: Mar 2-6

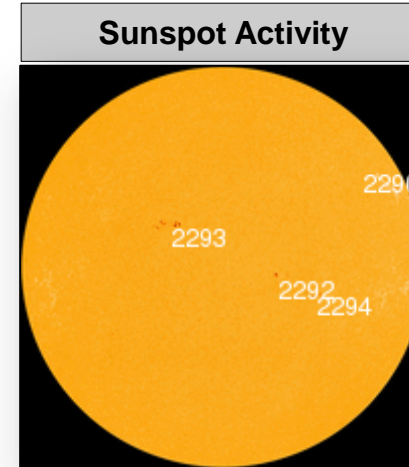
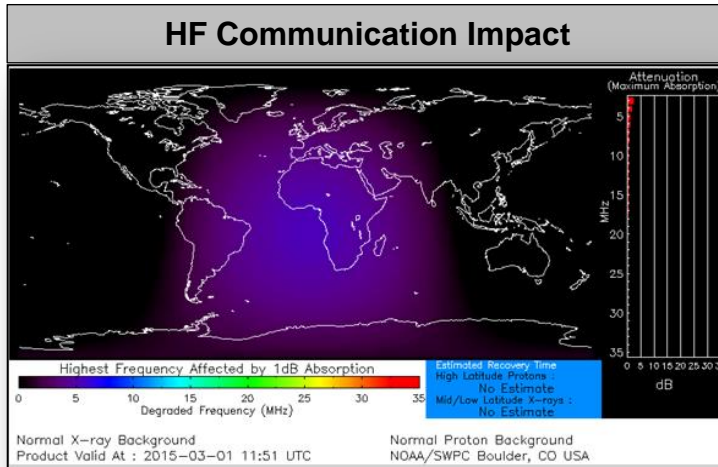


FEMA



Space Weather

NOAA Scales Activity (Range: 1/minor to 5/extreme)	Past 24 Hours	Current	Next 24 Hours
Space Weather Activity:	Minor	None	Minor
• Geomagnetic Storms	G1	None	G1
• Solar Radiation Storms	None	None	None
• Radio Blackouts	None	None	None



FEMA Readiness – Deployable Teams /Assets



Deployable Teams/Assets									
Resource	Status	Total	FMC Available		Partially Available	Not Available	Detailed, Deployed, Activated	Comments	Rating Criterion
FCO	Green	37	22	60%	0	1	14		OFDC Readiness: FCO Green Yellow Red Type 1 3+ 2 1 Type 2 4+ 3 2 Type 3 4 3 2 FDRC 3 2 1
FDRC	Green	10	10	100%	0	0	0		
US&R	Green	28	27	96%	0	1	0	<ul style="list-style-type: none"> NM-TF1 (Red – Personnel shortages) 	<ul style="list-style-type: none"> Green = Available/FMC Yellow = Available/PMC Red = Out-of-Service Blue = Assigned/Deployed
National IMAT	Yellow	3	1	33%	0	0	2	<ul style="list-style-type: none"> IMAT East 1 – Deployed to FEMA HQ IMAT East 2 – Deployed to GA 	<ul style="list-style-type: none"> Green: 3 avail Yellow: 1-2 avail Red: 0 avail (<i>Individual N-IMAT red if 50% of Section Chiefs and/or Team Leader is unavailable for deployment.</i>)
Regional IMAT	Green	13	10	77%	0	3	0	<u>Not Mission Capable (NMC):</u> <ul style="list-style-type: none"> Regions IV-3, VI-1 & IX-1 RIX-2 Returned from FEMA-4193-DR-CA	<ul style="list-style-type: none"> Green: 7 or more avail Yellow: 4 - 6 teams available Red: > 8 teams deployed/unavailable R-IMAT also red if TL Ops/Log Chief is unavailable and has no qualified replacement
MCOV	Green	60	58	97%	0	2	0		<ul style="list-style-type: none"> Green = 80 – 100% avail Yellow = 60 – 79% avail Red = 59% or below avail Readiness remains 95%

FEMA Readiness – National/Regional Teams



National/Regional Teams									
Resource	Status	Total	FMC Available		Partially Available	Not Available	Deployed/ Activated	Comments	Rating Criterion
NWC		5	5	100%	0	0	Activated	Enhanced Watch (day shift only)	<ul style="list-style-type: none"> • Green = FMC • Yellow = PMC • Red = NMC
NRCC		2	344	89%	0	44	Not Activated		
HLT		1	N/A	N/A	0	0	Not Activated		
DEST							Not Activated		
RRCCs		10	10	100%	0	0	Not Activated		
RWCs/MOCs		10	10	100%	0	0	Not Activated		



FEMA

FEMA's mission is to support our citizens and first responders to ensure that as a nation we work together to build, sustain, and improve our capability to prepare for, protect against, respond to, recover from, and mitigate all hazards.