

The Disaster Center is dedicated to the idea that disaster mitigation is cost effective and individuals pursuing their own interest are the greatest potential force for disaster reduction.

Please consider making a small donation to the Disaster Center



When disaster mitigation is cost effective, we are on the road to bringing disasters to an end.



# **FEMA**

## **Daily Operations Briefing**

**Tuesday, March 10, 2015**

**8:30 a.m. EDT**

# Significant Activity: Mar 9 – 10



**Significant Events:** None

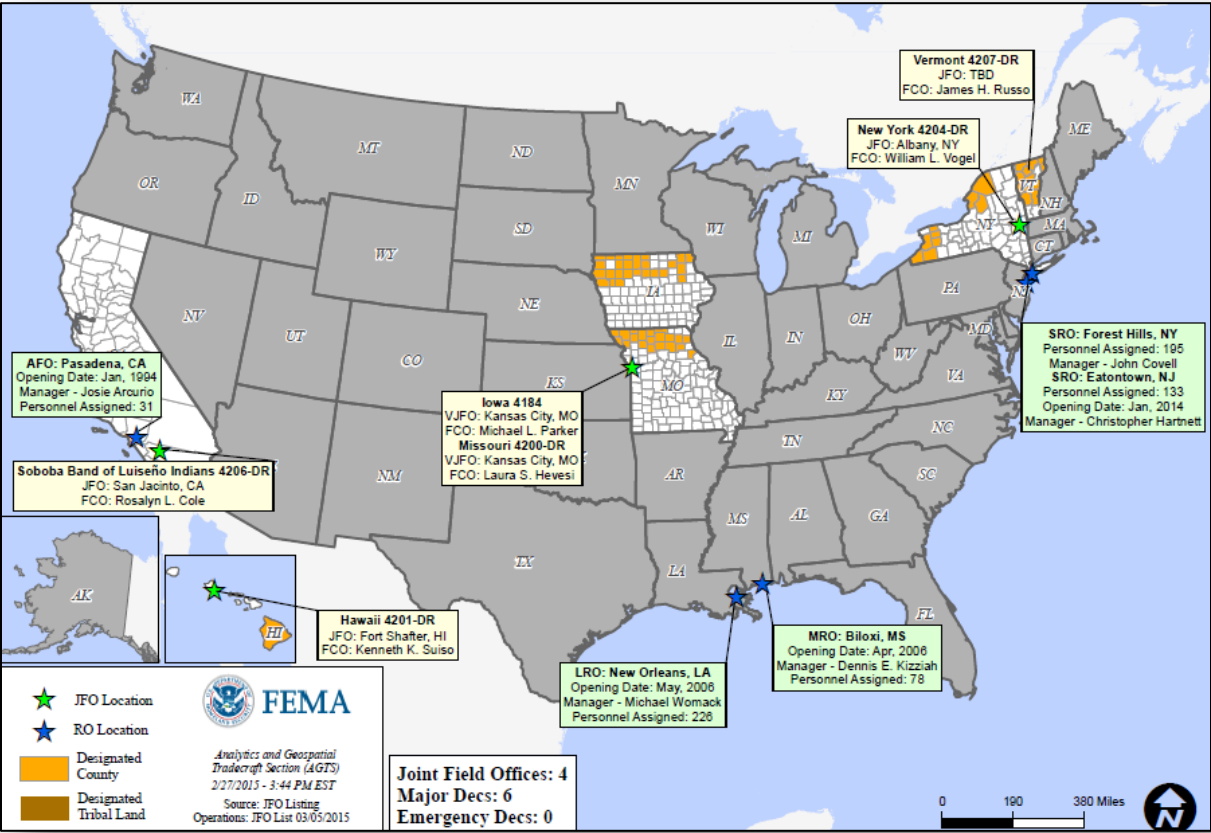
**Significant Weather:**

- Rain and thunderstorms – Gulf Coast to Mid-Atlantic and Southeast
- Marginal risk of severe thunderstorms – Lower Mississippi Valley
- Rain – Lower Mississippi Valley to Northeast; Pacific Northwest to Central CA and Central Great Basin
- Flash flooding possible – Ohio Valley to Central Appalachians
- Rain and snow: Great Lakes to Northeast; Sierra Nevada
- Elevated Fire Weather/Red Flag Warnings: none
- Space Weather: Past 24 hours – moderate, R2 radio blackouts occurred; next 24 hours – minor, R1 radio blackouts likely

**Tropical Activity:** No activity affecting U.S. territories

**FEMA Readiness:** No activity

# Open Field Offices as of March 10



# Disaster Requests & Declarations



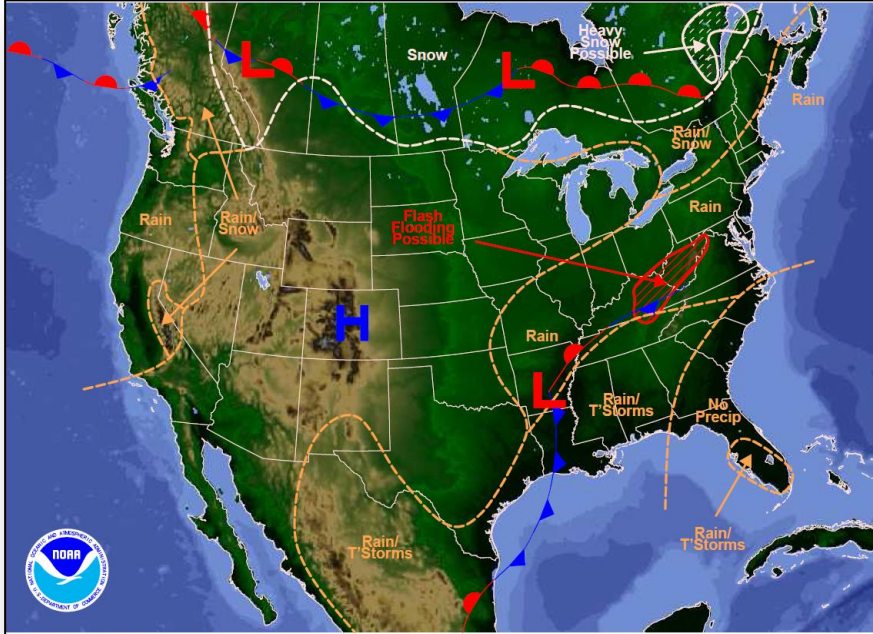
<b>Declaration Requests in Process</b>		<b>Requests APPROVED (since last report)</b>	<b>Requests DENIED (since last report)</b>
<b>1</b>	<b>Date Requested</b>	<b>0</b>	<b>0</b>
<b>ME – DR Severe Winter Storm, Snowstorm, and Flooding</b>	<b>February 27, 2015</b>		

# Joint Preliminary Damage Assessments



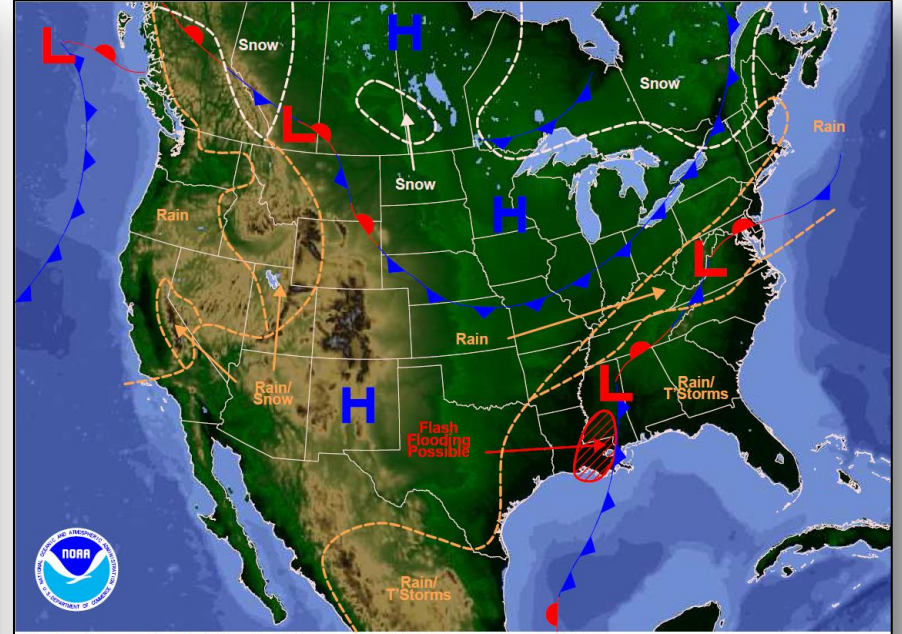
Region	State / Location	Event	IA/PA	Number of Counties		Start – End
				Requested	Complete	
I	RI	January Blizzard January 25, 2015	PA	5	0	02/11 – TBD
I	CT	January Blizzard January 25, 2015	PA	4	0	02/24 – TBD

# National Weather Forecast



Weather Forecast for Tue, Mar 10, 2015, issued 3:13 AM EDT  
DOC/NOAA/NWS/NCEP/Weather Prediction Center  
Prepared by McCreynolds based on WPC, SPC and NHC forecasts

*Today*



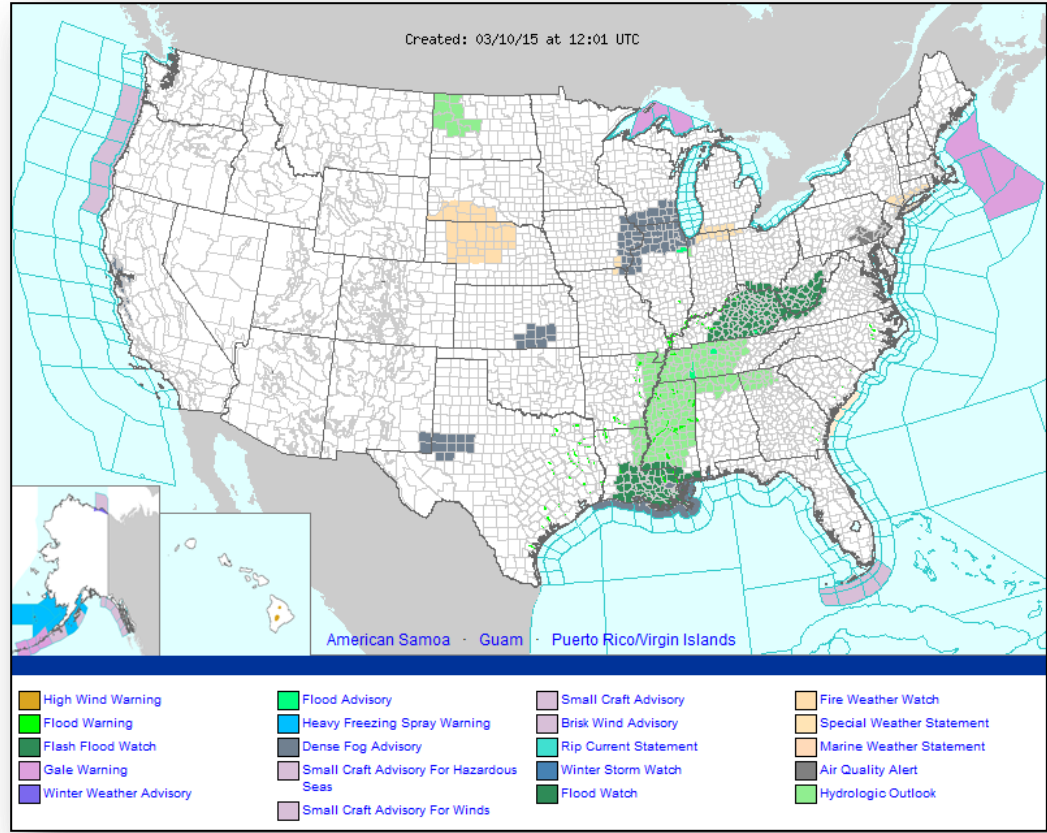
Weather Forecast for Wed, Mar 11, 2015, issued 4:17 AM EDT Tue, Mar 10, 2015  
DOC/NOAA/NWS/NCEP/Weather Prediction Center  
Prepared by McCreynolds based on WPC, SPC and NHC forecasts

*Tomorrow*

# Active Watches/Warnings

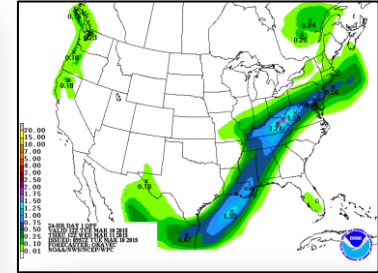
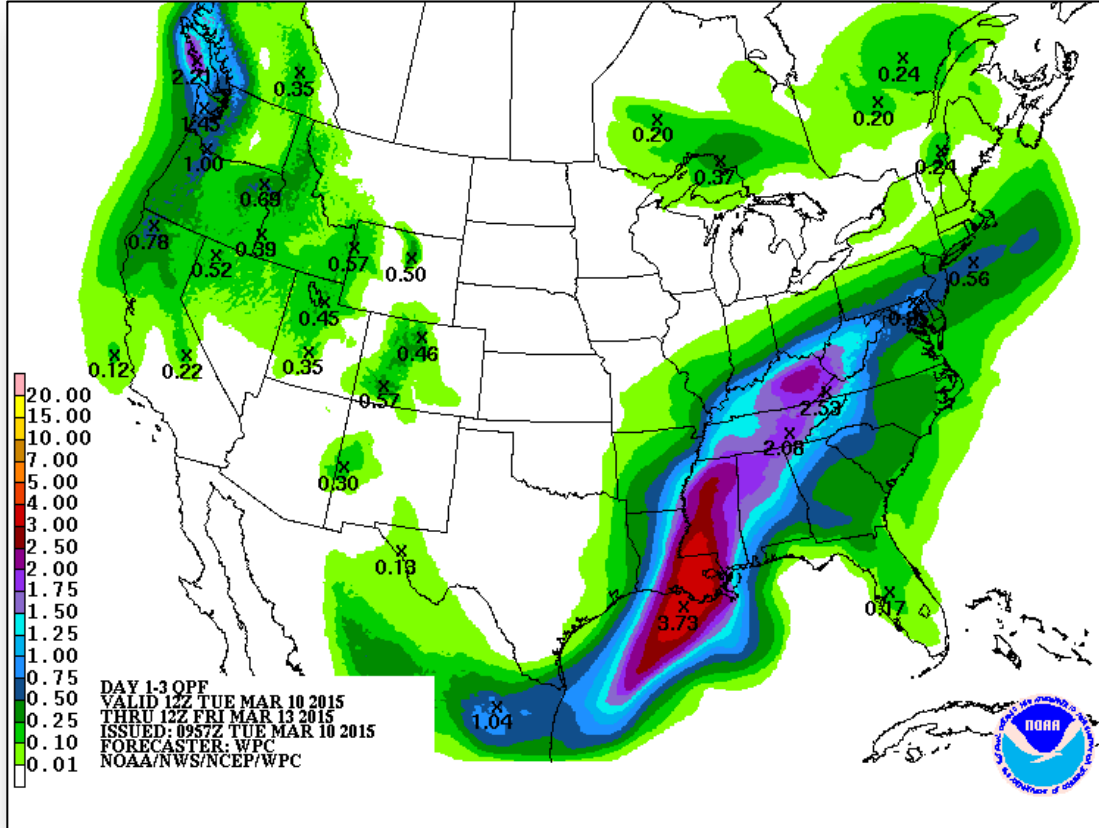


FEMA

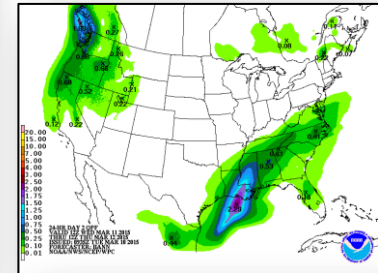




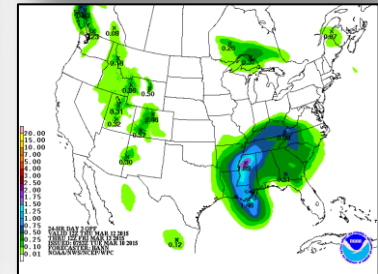
# Precipitation Forecast 1 – 3 Day



Day 1



Day 2

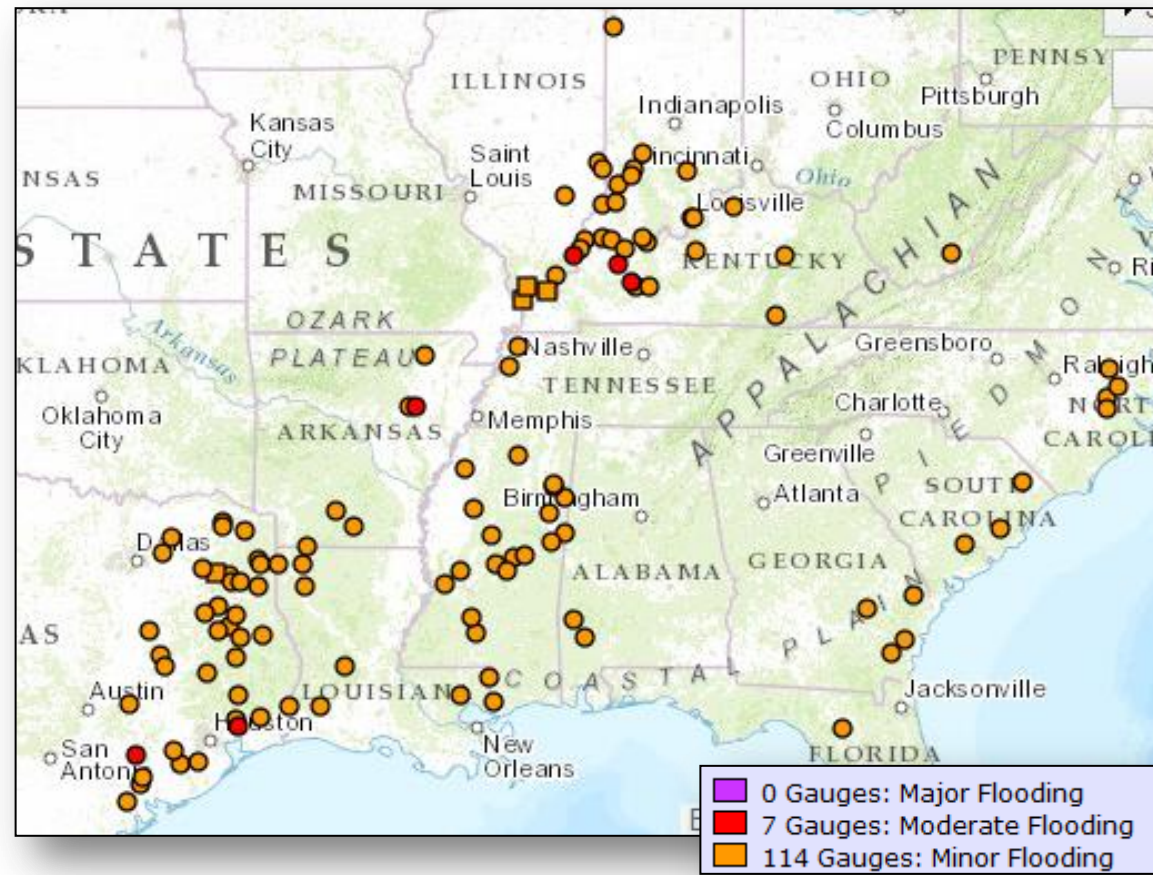


Day 3

# River Forecast

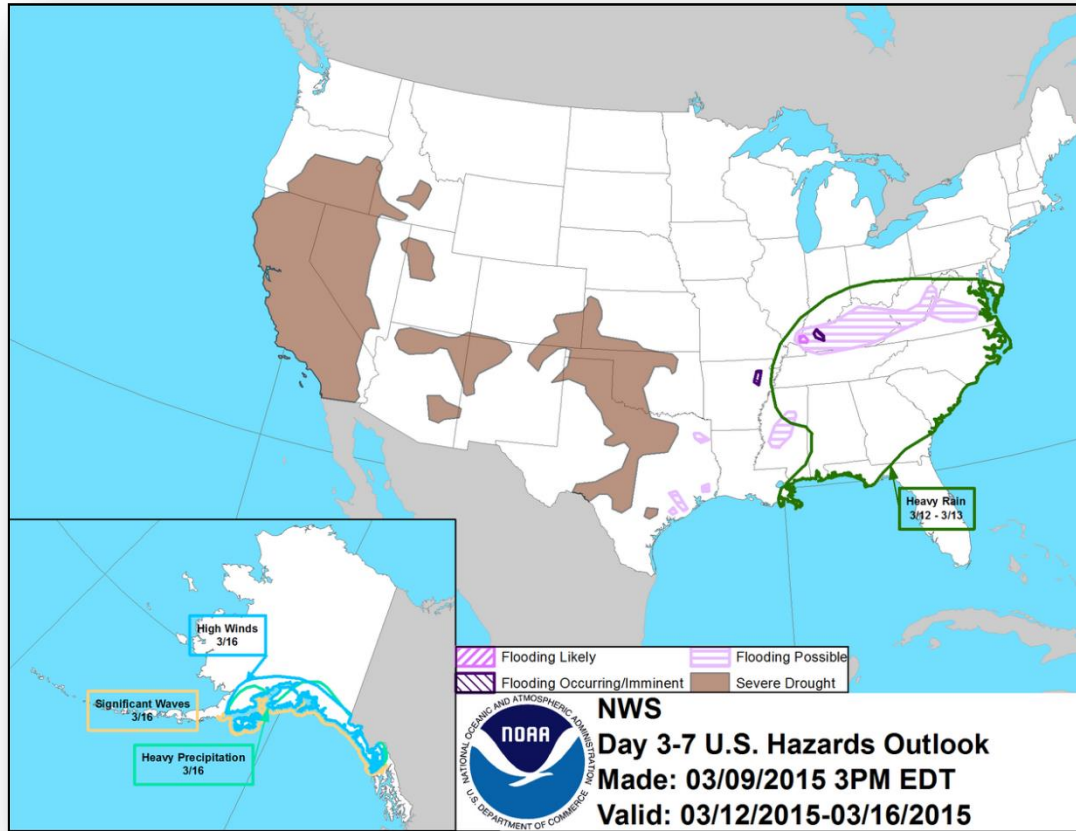


FEMA



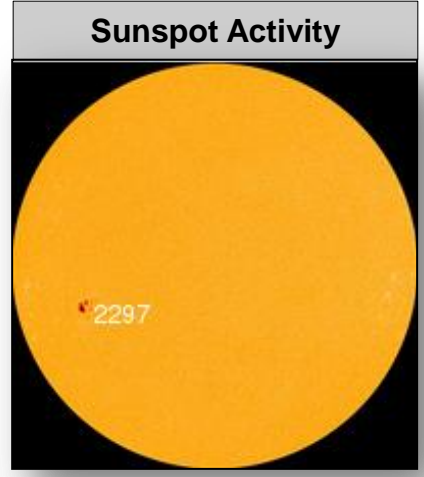

0 Gauges: Major Flooding
7 Gauges: Moderate Flooding
114 Gauges: Minor Flooding

# Hazard Outlook: Mar 12 – 16



# Space Weather

NOAA Scales Activity (Range: 1/minor to 5/extreme)	Past 24 Hours	Current	Next 24 Hours
Space Weather Activity:	Moderate	None	Minor
• Geomagnetic Storms	None	None	None
• Solar Radiation Storms	None	None	None
• Radio Blackouts	R2	None	R1

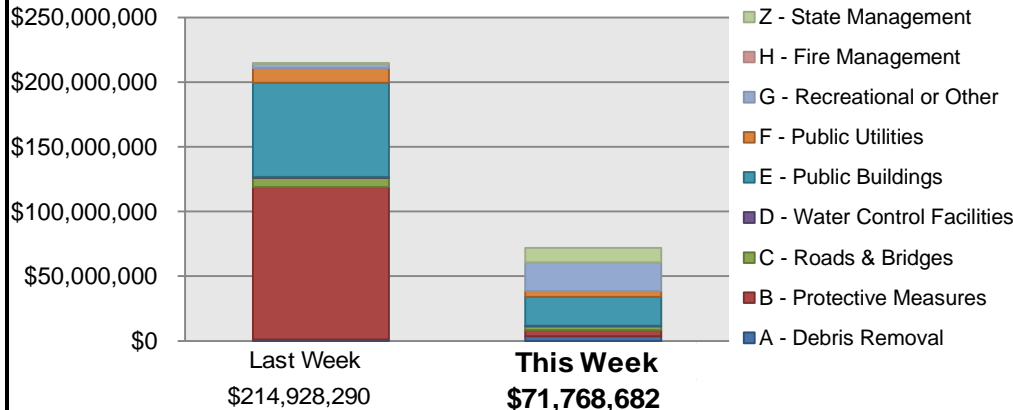


# Public Assistance Grant Program



PA Project Worksheets Obligated in past week, as of 3/9/2015 at 1400 EST										
PA Category	Emergency Work		Permanent Work					H - Fire Management	Z - State Management	Total
	A - Debris Removal	B - Protective Measures	C - Roads & Bridges	D - Water Control Facilities	E - Public Buildings	F - Public Utilities	G - Recreational or Other			
Number Of PWs Obligated	38	39	35	5	39	23	22	0	4	205
Federal Share Obligated	\$3,693,744.42	\$4,499,851.66	\$3,128,552.77	\$499,281.46	\$22,330,610.86	\$4,363,668.30	\$22,123,743.32	\$0	\$11,129,229.00	\$71,768,681.79

## Public Assistance Obligated per Category In the Past 2 Weeks – 2/23/2015 through 3/9/2015



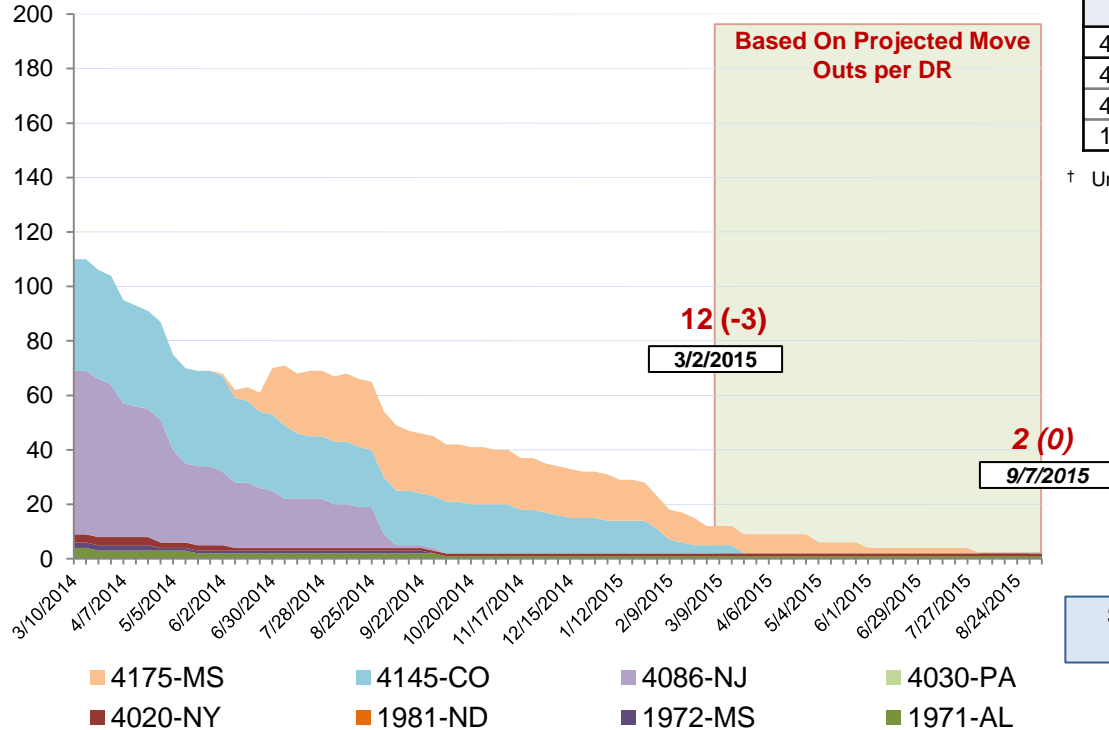
## PA Highlights

- On 3/4 a Category E grant for over \$15 million was obligated to the New York School Construction Authority for repairs to the Louis Marshall Public School as a result of DR-4085, Hurricane Sandy.

# Direct Housing

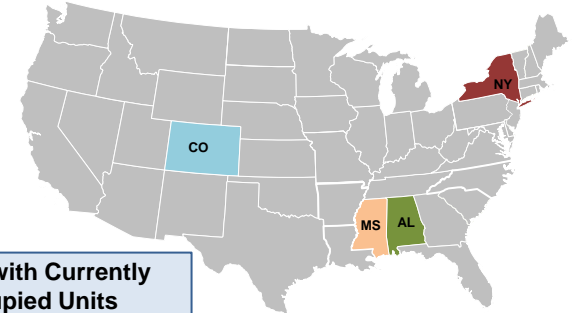


**Total Households in FEMA Direct Housing per State**  
 Past Year per Week, 3/10/2014 – 3/9/2015, Projected to 9/7/2015  
 There are currently **12** Households Occupying **12** Temporary Units



DR	IA Declaration Date	Program End Date	Current # of Households in Direct Housing (Weekly Change)
4175-MS	04/30/2014	<b>10/30/2015</b>	<b>7 (-3)</b>
4145-CO	09/14/2013	<b>03/14/2015</b>	<b>3 (0)</b>
4020-NY <sup>†</sup>	08/31/2011	<b>06/01/2013</b>	<b>1 (0)</b>
1971-AL <sup>†</sup>	04/28/2011	<b>10/28/2012</b>	<b>1 (0)</b>

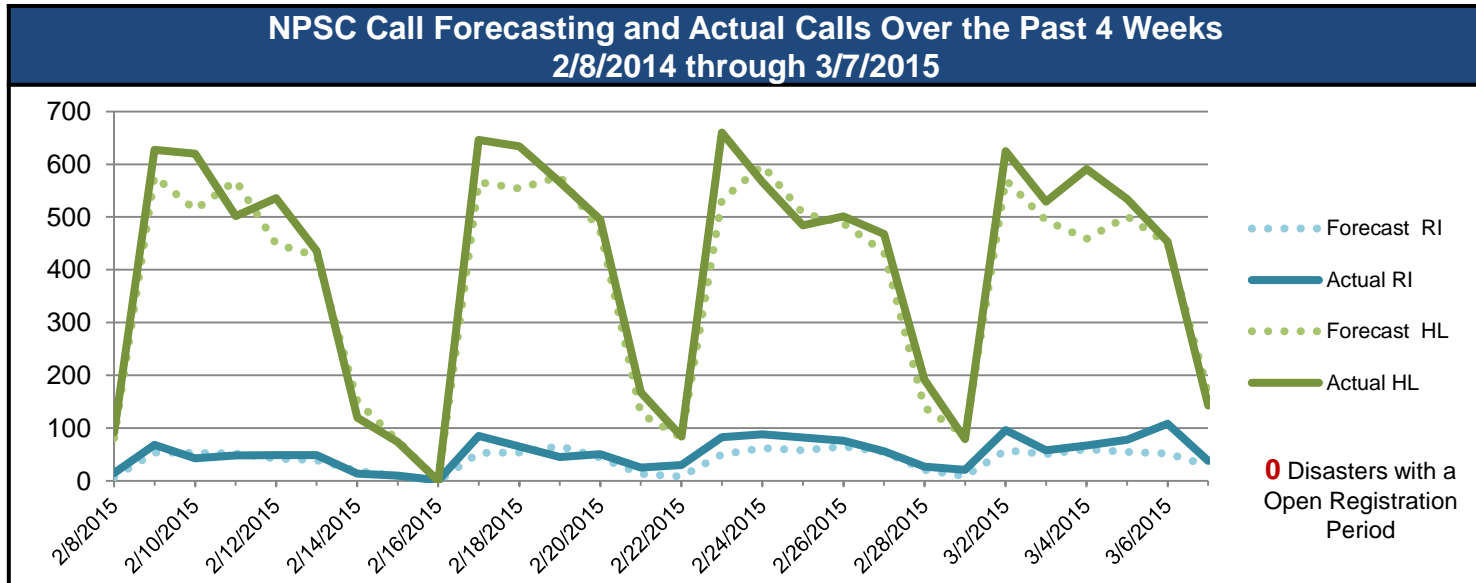
<sup>†</sup> Units are under authority of Department of Justice



# NPSC Activity



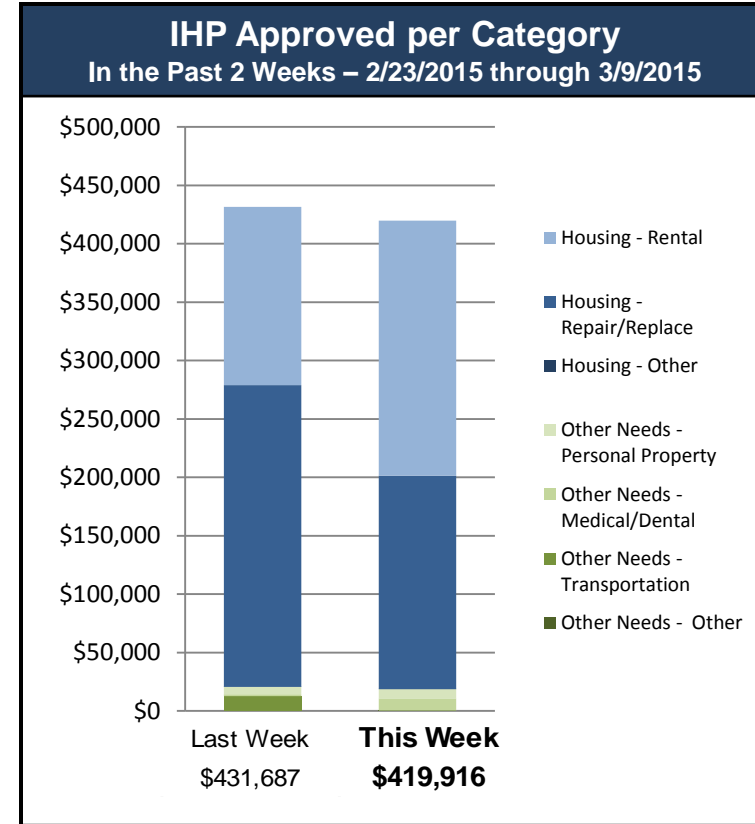
NPSC Call Activity in the Past Week 3/1/2014 through 3/7/2015					
Call Type	Projected Calls	Actual Calls	Average Answer Time	Maximum Answer Time	Minimum Answer Time
Registration Intake	285	428	:13	:20	:06
Helpline	2,558	2,811	:13	:16	:06
All Calls	2,843	3,239	:13	:15	:09



# Individual Assistance Activity



Individuals and Households Program Activity as of March 9, 2015 at 0000 EST				
		In Past 7 Days		
		Applicants Approved	Amount Approved	
<b>IHP Active</b>	9 Declarations IHP Programmatically Open – Closed Registration *			
	Housing Assistance	130	\$401,225.87	
	Other Needs Assistance	14	\$18,690.59	
	<b>Total IHP</b>	<b>\$419,916</b>		





# FEMA Readiness – Deployable Teams /Assets



Deployable Teams/Assets									
Resource	Status	Total	FMC Available		Partially Available	Not Available	Detailed, Deployed, Activated	Comments	Rating Criterion
FCO		37	22	60%	0	1	14		OFDC Readiness: FCO Green Yellow Red Type 1 3+ 2 1 Type 2 4+ 3 2 Type 3 4 3 2 FDRC 3 2 1
FDRC		10	10	100%	0	0	0		
US&R		28	27	96%	0	1	0	NM-TF1 (Red – Personnel shortages)	<ul style="list-style-type: none"> <li>• Green = Available/FMC</li> <li>• Yellow = Available/PMC</li> <li>• Red = Out-of-Service</li> <li>• Blue = Assigned/Deployed</li> </ul>
National IMAT		3	2	66%	0	0	1	IMAT East 2 – Deployed to GA	<ul style="list-style-type: none"> <li>• Green: 3 avail</li> <li>• Yellow: 1-2 avail</li> <li>• Red: 0 avail (<i>Individual N-IMAT red if 50% of Section Chiefs and/or Team Leader is unavailable for deployment.</i>)</li> </ul>
Regional IMAT		13	9	77%	1	3	0	<u>Not Mission Capable (NMC):</u> <ul style="list-style-type: none"> <li>• Regions IV-3, VI-1 &amp; IX-1</li> </ul> <u>Partially Mission Capable (PMC):</u> <ul style="list-style-type: none"> <li>• Region VIII (EMI; Training Assessment)</li> </ul>	<ul style="list-style-type: none"> <li>• Green: 7 or more avail</li> <li>• Yellow: 4 - 6 teams available</li> <li>• Red: &gt; 8 teams deployed/unavailable</li> </ul> <i>R-IMAT also red if TL Ops/Log Chief is unavailable and has no qualified replacement</i>
MCOV		60	58	97%	0	2	0		<ul style="list-style-type: none"> <li>• Green = 80 – 100% avail</li> <li>• Yellow = 60 – 79% avail</li> <li>• Red = 59% or below avail</li> <li>• Readiness remains 95%</li> </ul>

# FEMA Readiness – National/Regional Teams



National/Regional Teams									
Resource	Status	Total	FMC Available		Partially Available	Not Available	Deployed/ Activated	Comments	Rating Criterion
NWC		5	5	100%	0	0	Activated	Enhanced Watch (day shift only)	<ul style="list-style-type: none"> <li>• Green = FMC</li> <li>• Yellow = PMC</li> <li>• Red = NMC</li> </ul>
NRCC		2	344	89%	0	44	Not Activated		
HLT		1	N/A	N/A	0	0	Not Activated		
DEST							Not Activated		
RRCCs		10	10	100%	0	0	Not Activated		
RWCs/MOCs		10	10	100%	0	0	Not Activated		



# FEMA

**FEMA's mission is to support our citizens and first responders to ensure that as a nation we work together to build, sustain, and improve our capability to prepare for, protect against, respond to, recover from, and mitigate all hazards.**