

The Disaster Center is dedicated to the idea that disaster mitigation is cost effective and individuals pursuing their own interest are the greatest potential force for disaster reduction.

Please consider making a small donation to the Disaster Center



When disaster mitigation is cost effective, we are on the road to bringing disasters to an end.



FEMA

Daily Operations Briefing

Monday, March 13, 2017

8:30 a.m. EDT

Significant Activity – Mar 10-13



Significant Events: Nor'easter Northeastern U.S. – March 13-14

Significant Weather:

- Heavy snow possible – Mid-Atlantic to New England
- Snow – Northern Plains to Great Lakes and Middle Mississippi Valley
- Rain and snow – Pacific Northwest to Northern Intermountain; Northern/Central Rockies; Northern/Central Plains to Lower Mississippi Valley; Southeast to Mid-Atlantic
- Rain and thunderstorms – Lower Mississippi Valley
- Rain – Pacific Northwest; Southern/Central Plains; Southeast
- Space Weather – Past 24 hours: none ; next 24 hours: none

Tropical Activity: No activity affecting U.S. interests

Earthquake Activity: No significant activity

Declaration Activity:

- Major Disaster Declaration Request - OR

Nor'easter – Mar 13-14



Current Situation :

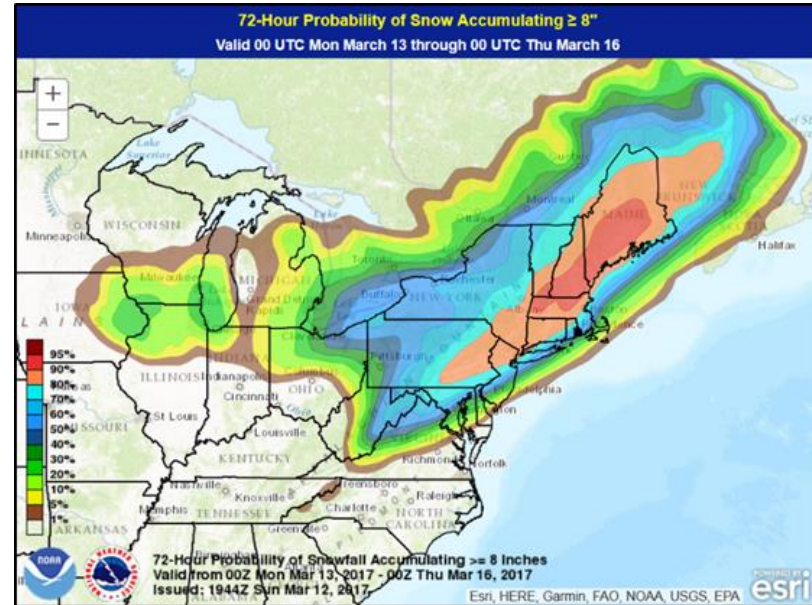
- A nor'easter is forecast to impact the northeastern U.S. tonight through Tuesday night

Current Preparations/Response:

- FEMA Region I States and RRCCs do not anticipate activation
- FEMA Region II RRCC does not anticipate an activation
 - NY State EOC will go to Partial Activation tonight
 - NY City EOC will go to Full Activation tonight
 - NJ EOC at Monitoring; will transition to Partial Activation tonight
- FEMA Region III RRCC does not anticipate activation
 - PA EOC will activate tonight
 - Baltimore City EOC will activate tonight
 - DCHSEMA does not anticipate activation
- Posture will be re-evaluated depending on updates to forecast

Potential Impacts:

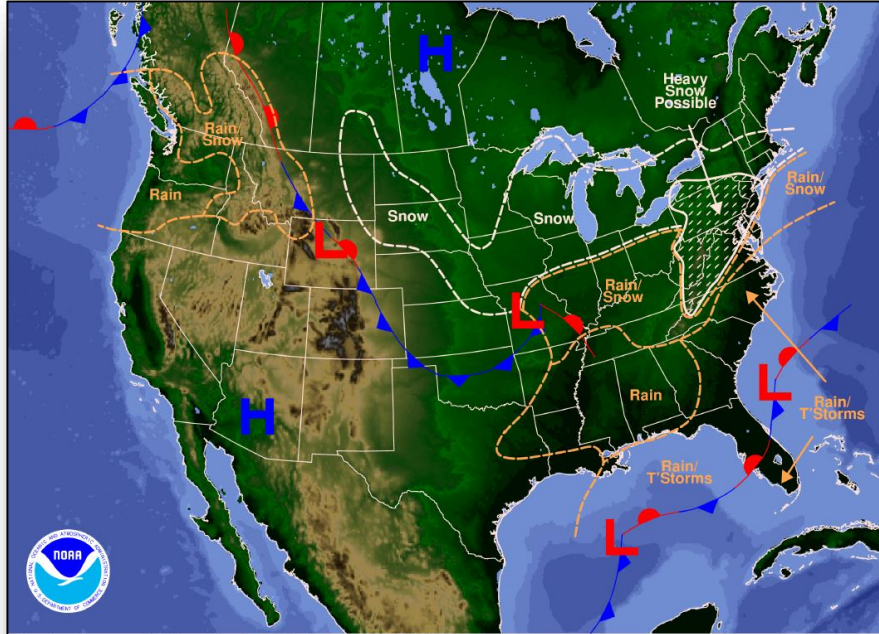
- Travel is expected to be severely limited – flights have already been canceled
- Power outages possible due to wet snow and strong winds
- Flooding possible in vulnerable shore areas



National Weather Forecast

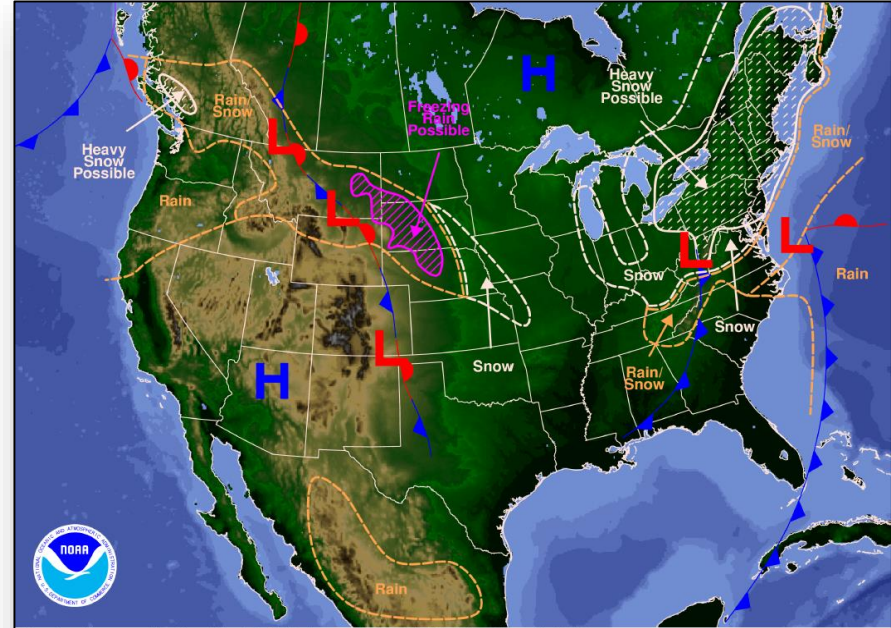


FEMA



Weather Forecast for Mon, Mar 13, 2017, issued 4:24 AM EDT
DOC/NOAA/NWS/NCEP/Weather Prediction Center
Prepared by McCreynolds based on WPC, SPC and NHC forecasts

Today



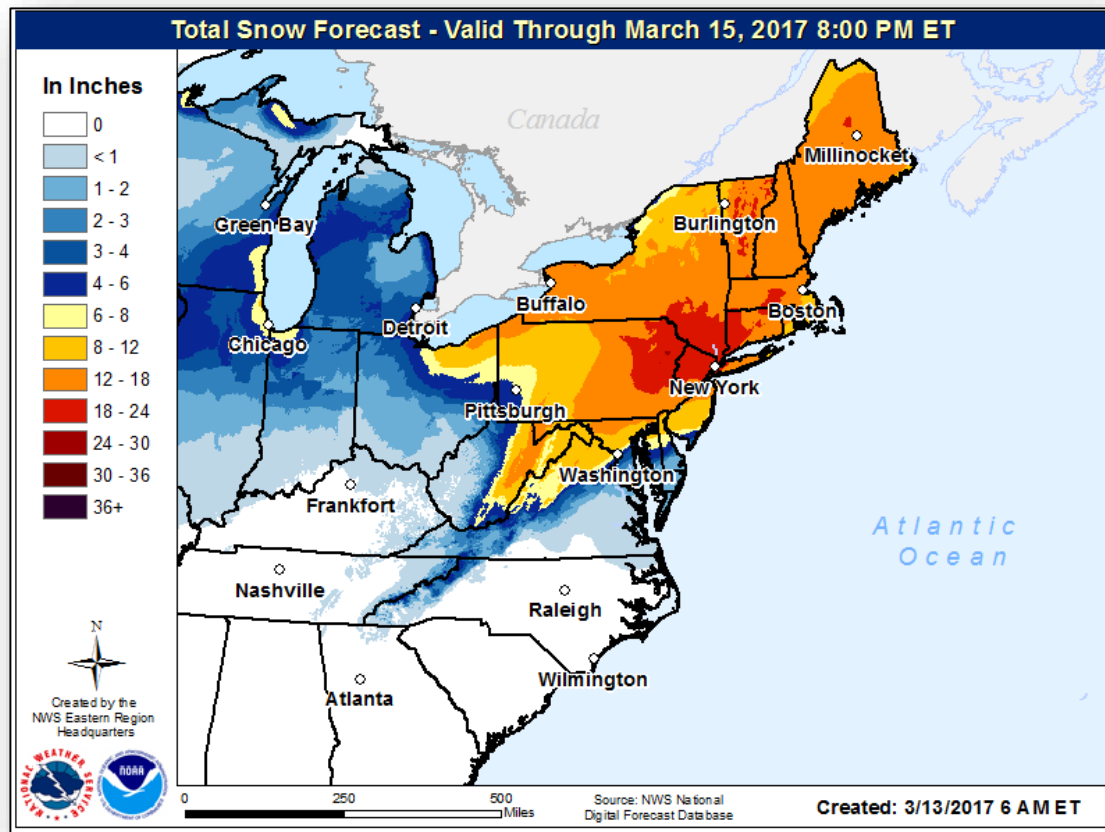
Weather Forecast for Tue, Mar 14, 2017, issued 4:32 AM EDT Mon, Mar 13, 2017
DOC/NOAA/NWS/NCEP/Weather Prediction Center
Prepared by McCreynolds based on WPC, SPC and NHC forecasts

Tomorrow

Regional Snowfall Forecast



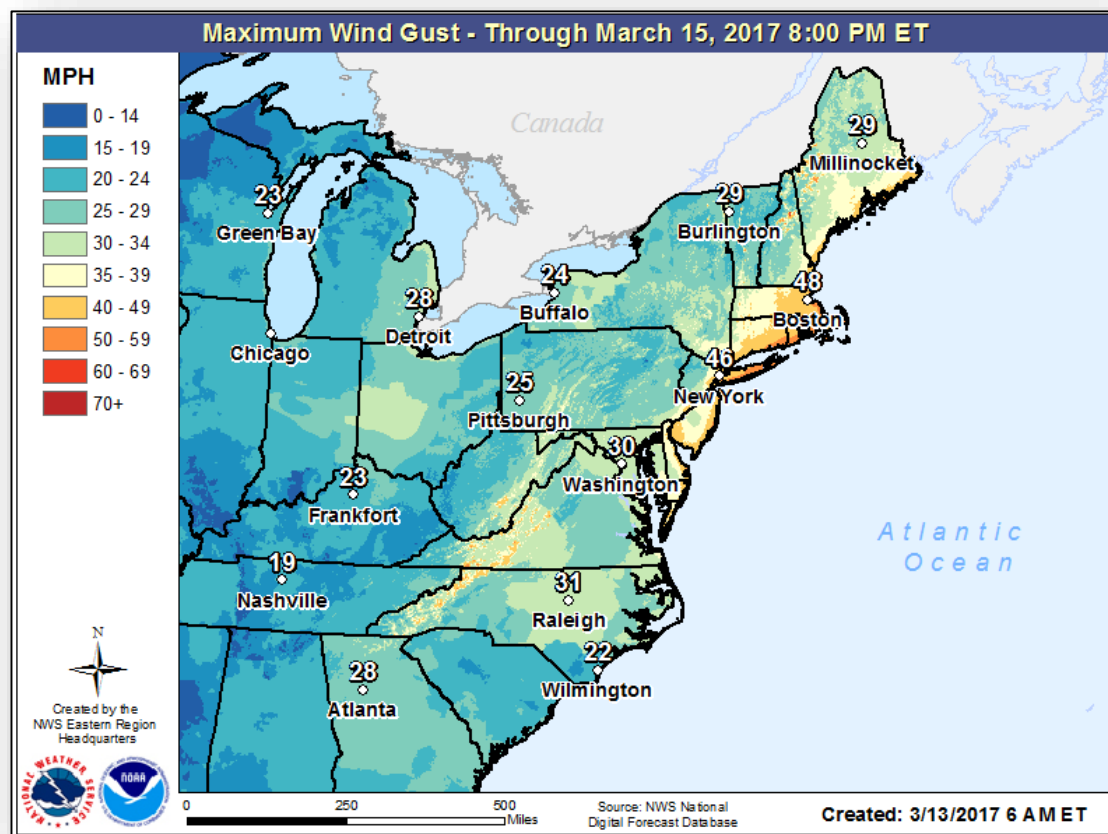
FEMA



Regional Peak Wind Gusts



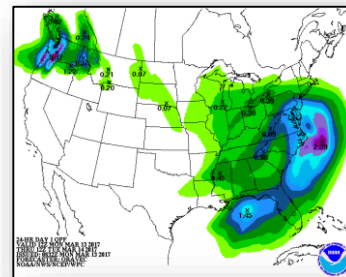
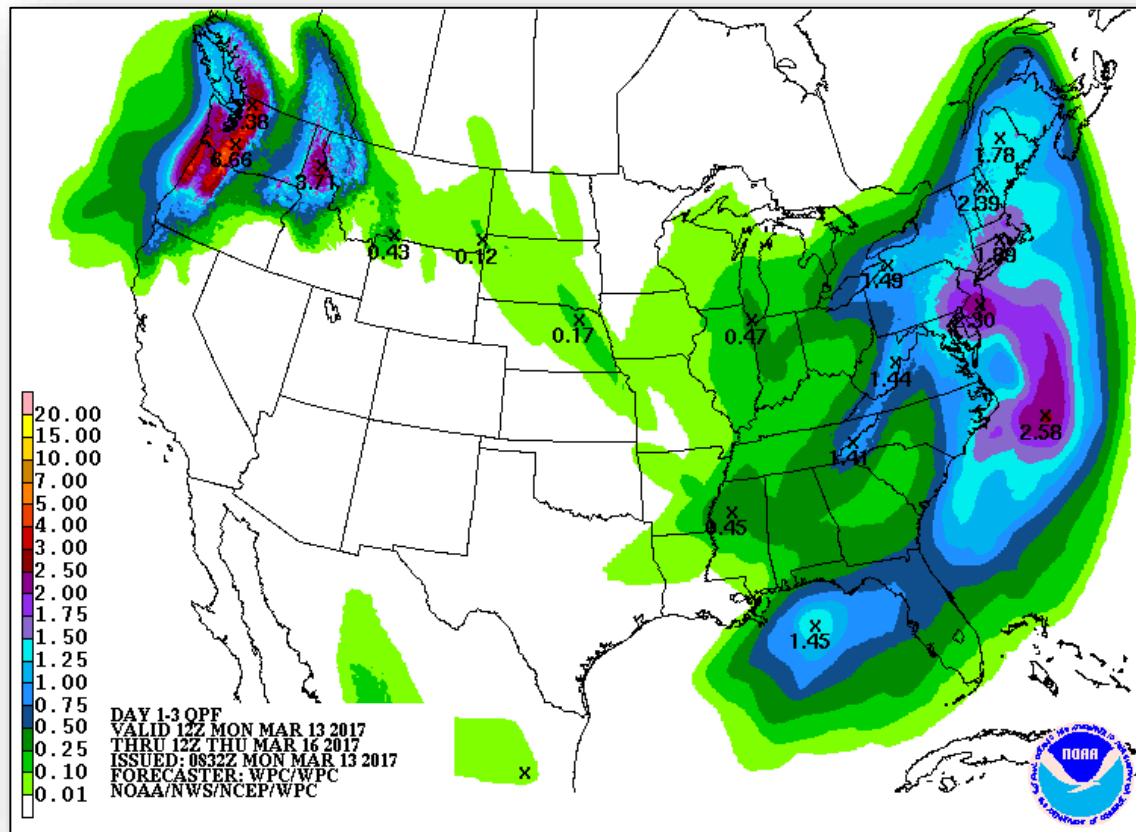
FEMA



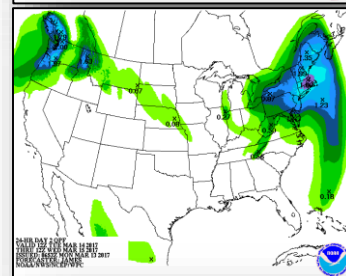
Precipitation Forecast – Days 1-3



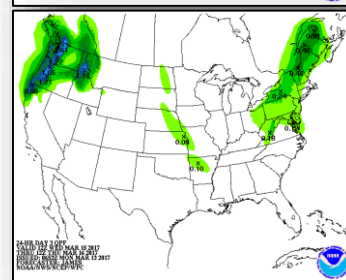
FEMA



Day 1

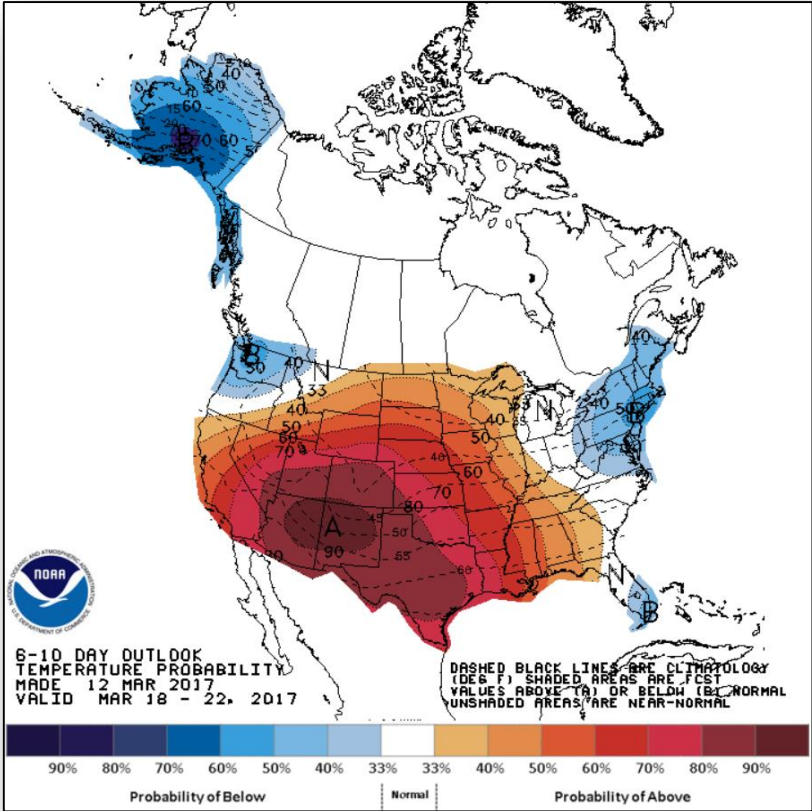


Day 2

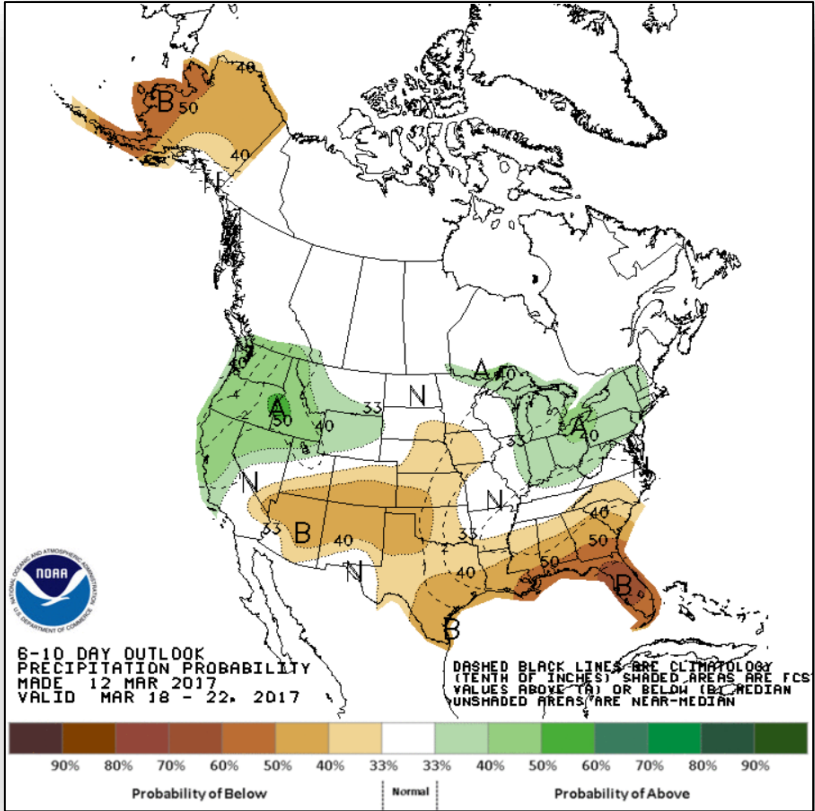


Day 3

6-10 Day Outlooks



6-10 Day Temperature Probability





6-10 Day Precipitation Probability

Space Weather



FEMA

	Space Weather Activity	Geomagnetic Storms	Solar Radiation	Radio Blackouts
Past 24 Hours	None	None	None	None
Next 24 Hours	None	None	None	None
For further information on NOAA Space Weather Scales refer to http://www.swpc.noaa.gov/noaa-scales-explanation				




NOAA's Flood Safety Awareness Week



FEMA

Turn around – Don't Drown!

- More deaths occur due to flooding than from any other storm related hazard
- People underestimate the force and power of water
- Over half of all flood-related drownings occur when a vehicle is driven into hazardous flood water



Rescuers search for people stranded by flooding in downtown Kingfisher, OK.
Photo credit: FEMA

Wildfire Summary



FEMA

Fire Name (Counties)	FMAG # (Approved Date)	Acres Burned	Percent Contained	Evacuations (Residents)	Structures			Fatalities / Injuries
					Threatened	Damaged	Destroyed	
Kansas (1)								
Clark County Fire (FINAL)	5171-FM-KS March 6	416,000 (+65,000)	85%	Mandatory & Voluntary (421)	117 homes	0	30 structures	1 / 0
Oklahoma (1)								
NW Oklahoma Wildfire Complex (Woodward, Harper, Woods, Ellis & Beaver) (FINAL)	5177-FM-OK March 6	782,333 (+2,962)	42% (+12%)	Lifted	1,450 homes	4 (+4)	20 (+12) homes	0 / 0

Joint Preliminary Damage Assessments



FEMA

Region	State / Location	Event	IA/PA	Number of Counties		Start – End
				Requested	Completed	
IX	California	Winter Storms February 1-21, 2017	IA	0	0	N/A
			PA	40	0	2/28 – TBD
X	Idaho	Severe Winter Storms & Flooding February 6 – March 3, 2017	IA	0	0	N/A
			PA	9	0	3/13 – TBD
	Washington	Winter Storms, Flooding, Landslides & Mudslides January 2 – February 22, 2017	IA	0	0	N/A
			PA	19	0	3/15 – TBD

Disaster Requests & Declarations



FEMA

Declaration Requests in Process		Requests APPROVED (since last report)	Requests DENIED (since last report)
5	Date Requested	0	0
ID – DR Severe Winter Storm	February 28, 2017		
CA – DR Severe Winter Storms, Flooding, and Mudslides	March 7, 2017		
NV – DR Severe Winter Storms, Straight-line Winds, Flooding and Mudslides	March 8, 2017		
WY – DR Severe Winter Storm	March 9, 2017		
OR – DR Severe Winter Storms, Flooding, Landslides, and Mudslides	March 9, 2017		

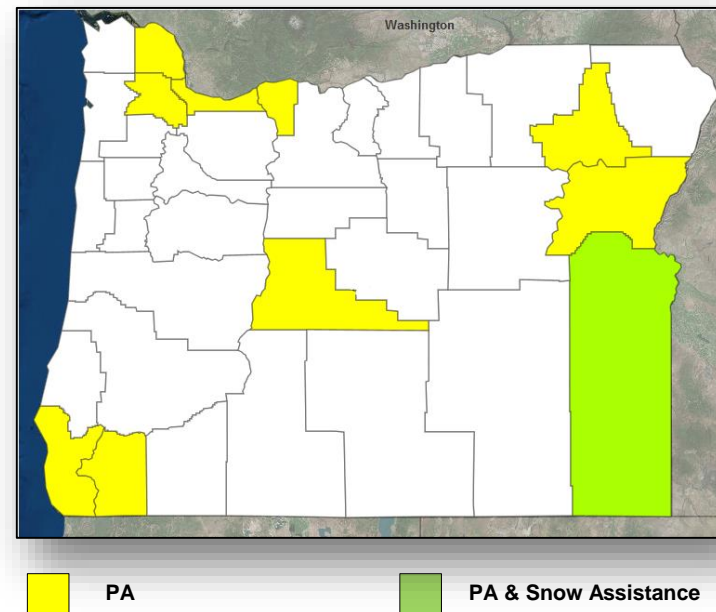
Declaration Request



FEMA

Oregon

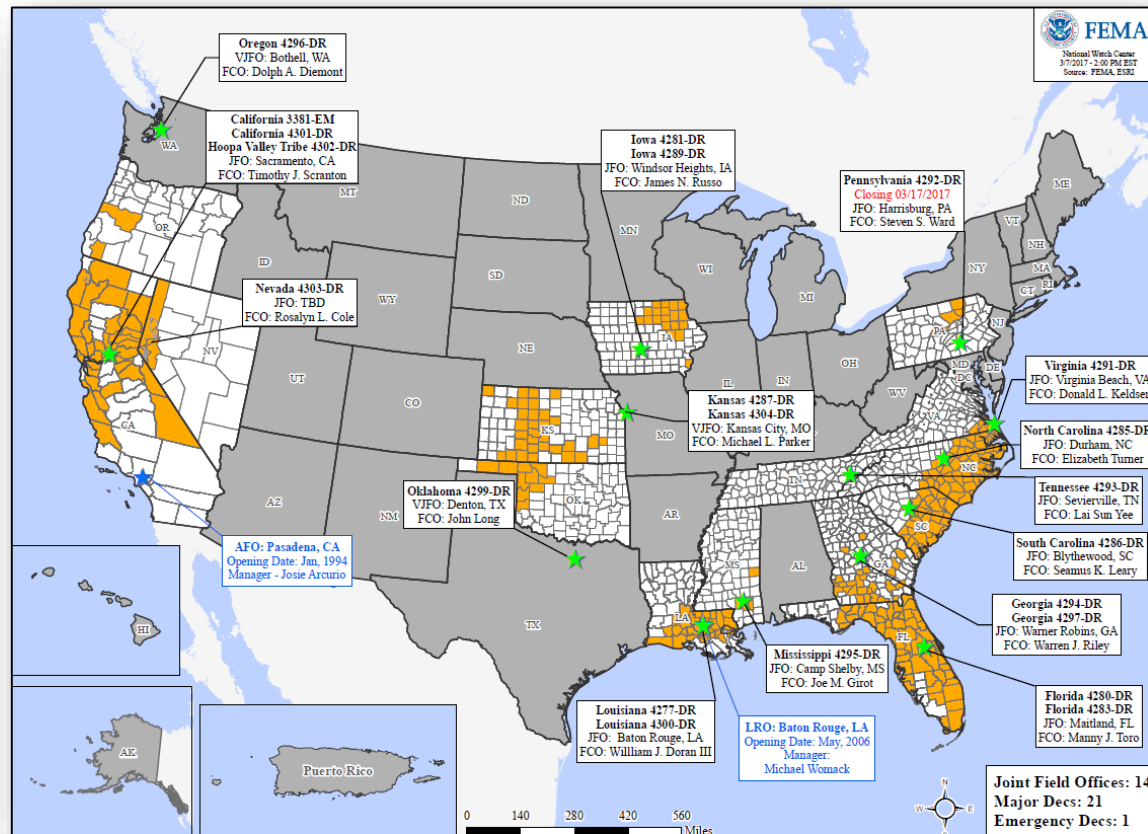
- Governor requested a Major Disaster Declaration on March 9, 2017 for the State of Oregon
- For Severe Winter Storms, Flooding, Landslides, and Mudslides during the period of January 7-20, 2017
- Requesting:
 - Public Assistance for 10 counties
 - Snow Assistance for 1 county
 - Hazard Mitigation statewide



Open Field Offices



FEMA



Readiness – Deployable Teams and Assets



FEMA

Resource	Force Strength	Available		Deployed	Other	Cadres with less than 25% availability
Total Workforce	10,134	5,671	57%	2,957	1,506	None

Resource	Status	Total	FMC Available	Partially Available	Not Available	Detailed, Deployed, Activated	Comments	Status Criteria																				
National IMAT		3	3	0	0	0	West – returned to FMC East-2 – Primary (March)	Green: >3 Teams Available Yellow: 1 - 2 Teams Available Red: 0 Teams Available <i>N-IMAT red if 50% of Section Chiefs or Team Leader unavailable for deployment</i>																				
Regional IMAT		13	8	1	0	4	Region VI-2 Reconstituting (FMC on March 18) Deployed: Region IV-2 to MS (DR-4295) Region IX-1 to NV (DR-4303) Region IX-2 to CA (EM-3381) Region X to WA (DR-4296)	Green > 6 Teams Available Yellow: 4 - 6 Teams Available Red: 0 - 4 Teams Available <i>R-IMAT also red if TL or Ops / Log Chief is unavailable & has no qualified replacement</i>																				
FCO		36	4	0	5	27		OCD Readiness <table><tr><td>FCO</td><td>Green</td><td>Yellow</td><td>Red</td></tr><tr><td>Type 1</td><td>3+</td><td>2</td><td>1</td></tr><tr><td>Type 2</td><td>4+</td><td>3</td><td>2</td></tr><tr><td>Type 3</td><td>4+</td><td>3</td><td>2</td></tr><tr><td>FDRC</td><td>3</td><td>2</td><td>1</td></tr></table>	FCO	Green	Yellow	Red	Type 1	3+	2	1	Type 2	4+	3	2	Type 3	4+	3	2	FDRC	3	2	1
FCO	Green	Yellow	Red																									
Type 1	3+	2	1																									
Type 2	4+	3	2																									
Type 3	4+	3	2																									
FDRC	3	2	1																									
FDRC		11	4	0	3	4																						
US&R		28	27	0	0	1	NV-TF1 deployed to Reno, NV (flooding)	Green: >66% Available Yellow: 33% - 66% Available Red: <33% Available																				
MERS		36	30	0	6	0		Green: >66% Available Yellow: 33% - 66% Available Red: <33% Available																				

Readiness – Activation Teams



FEMA

Resource	Status	Total	Status	Activated Team	Activation Level	Activation Times	Reason/Comments
NWC		5	Not Activated				
NRCC		2	Not Activated				
HLT		1	Not Activated				Deactivated for the season
RWCs/MOCs		10	Not Activated				
RRCCs		10	Not Activated				

Back-up Regions (March 13-19): **V, VII & VIII**



FEMA

FEMA's mission is to support our citizens and first responders to ensure that as a nation we work together to build, sustain, and improve our capability to prepare for, protect against, respond to, recover from, and mitigate all hazards.