

The Disaster Center is dedicated to the idea that disaster mitigation is cost effective and individuals pursuing their own interest are the greatest potential force for disaster reduction.

Please consider making a small donation to the Disaster Center



When disaster mitigation is cost effective, we are on the road to bringing disasters to an end.



FEMA

Daily Operations Briefing

Tuesday, March 13, 2018

8:30 a.m. EDT

Nor'easter March 12 & continuing



FEMA

Current Situation

A third coastal storm in two weeks will deliver heavy wet snow, gusty winds, and minor coastal flooding from the Mid-Atlantic to New England

Impacts

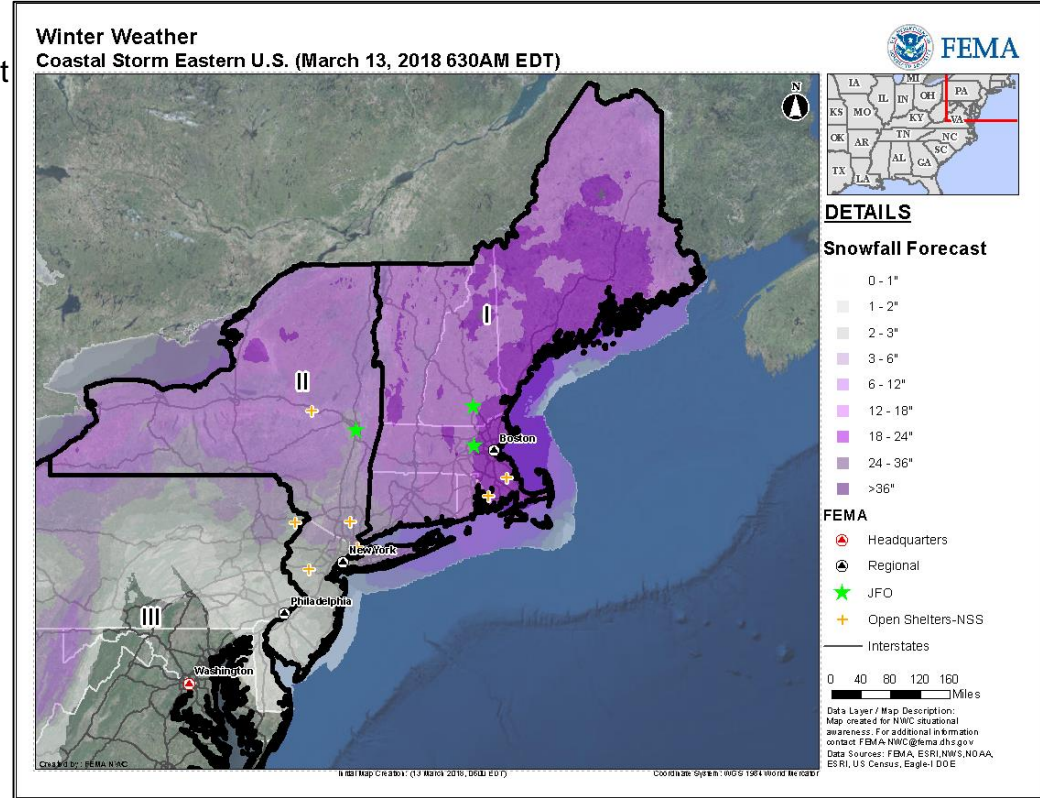
- Widespread flight cancellations
- Amtrak temporarily suspended NE corridor service between Boston and New York
- Widespread school closures in New England

State / Local Preparations / Response

- MA, VT, & RI EOCs at Partial Activation
- NJ EOC at Monitoring

FEMA Preparations / Response

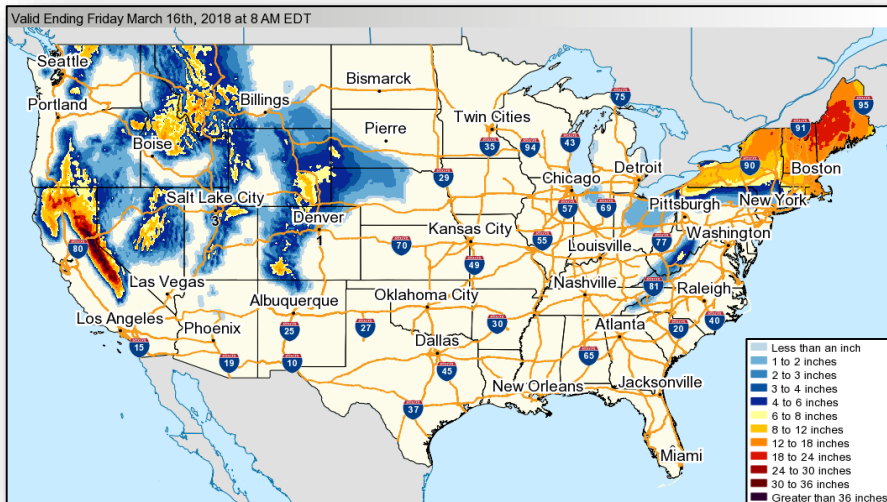
- FEMA Region I, II and III RWCs continue to monitor
- FEMA Region I at Enhanced Watch
- FEMA Region I deployed LNO to RI EOC
- NWC continues to monitor
- No reported unmet needs and no requests for FEMA assistance



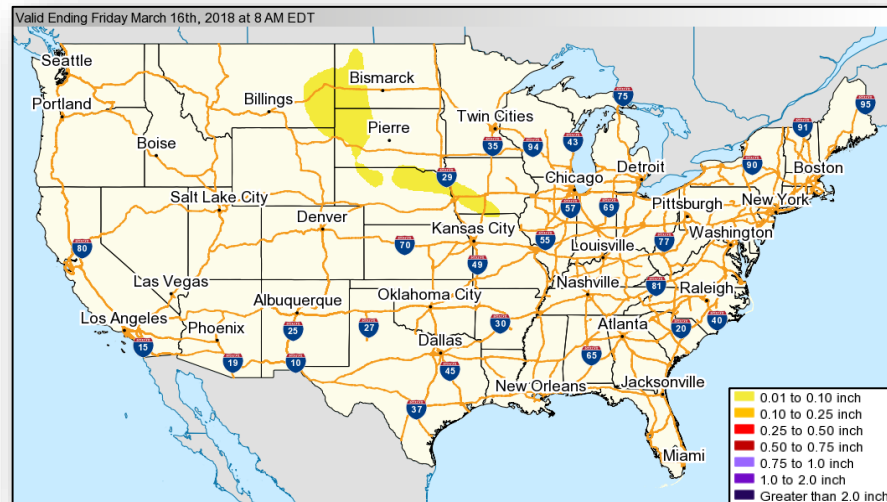
Winter Precipitation Outlook



FEMA



Forecast Snowfall

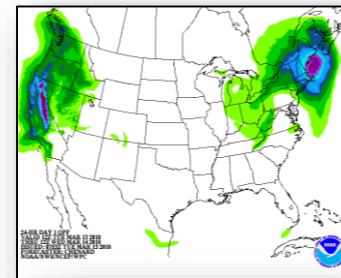
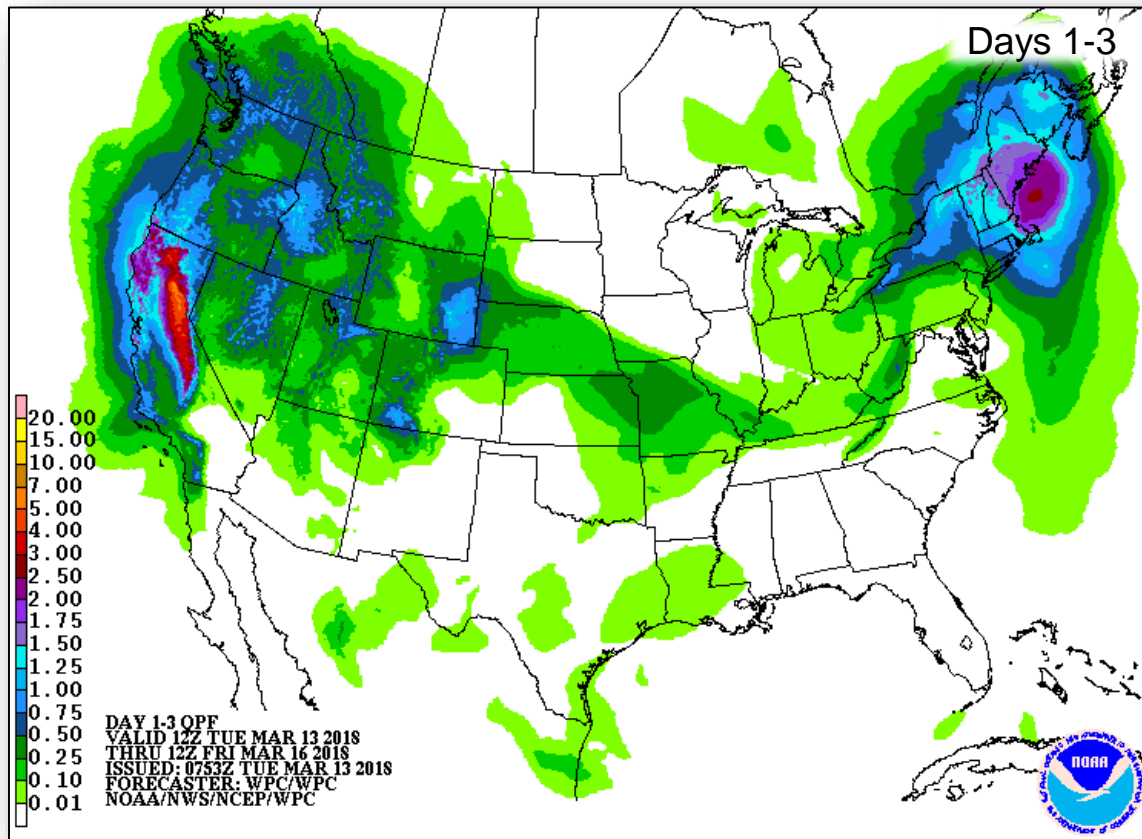


Forecast Ice Accumulation

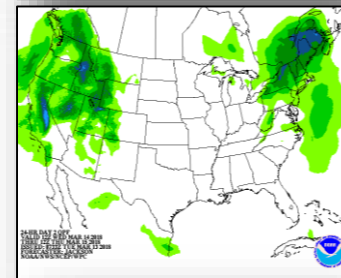
Precipitation Forecast



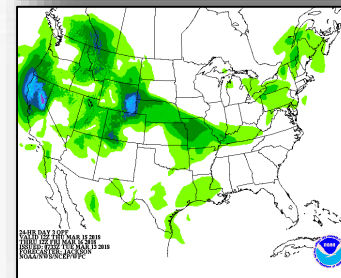
FEMA



Day 1



Day 2

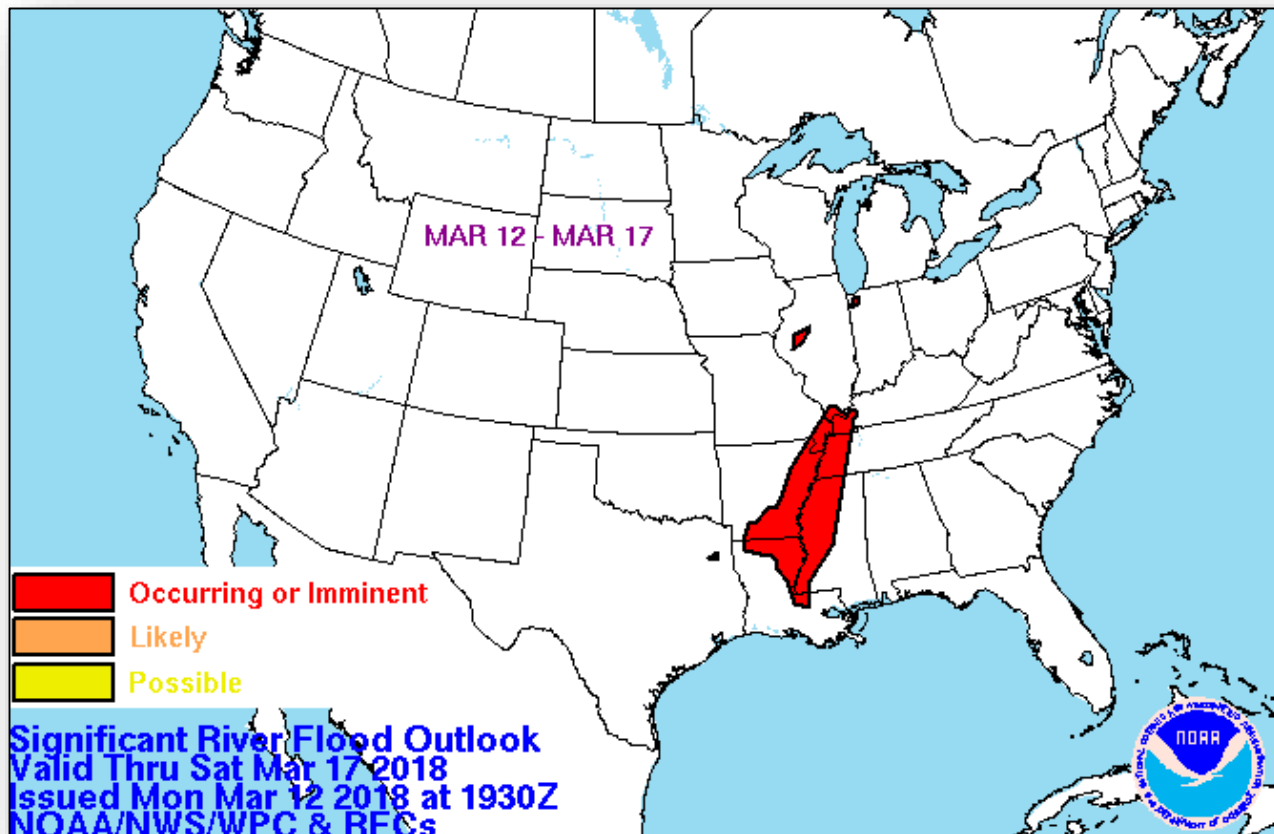


Day 3

Significant River Flood Outlook



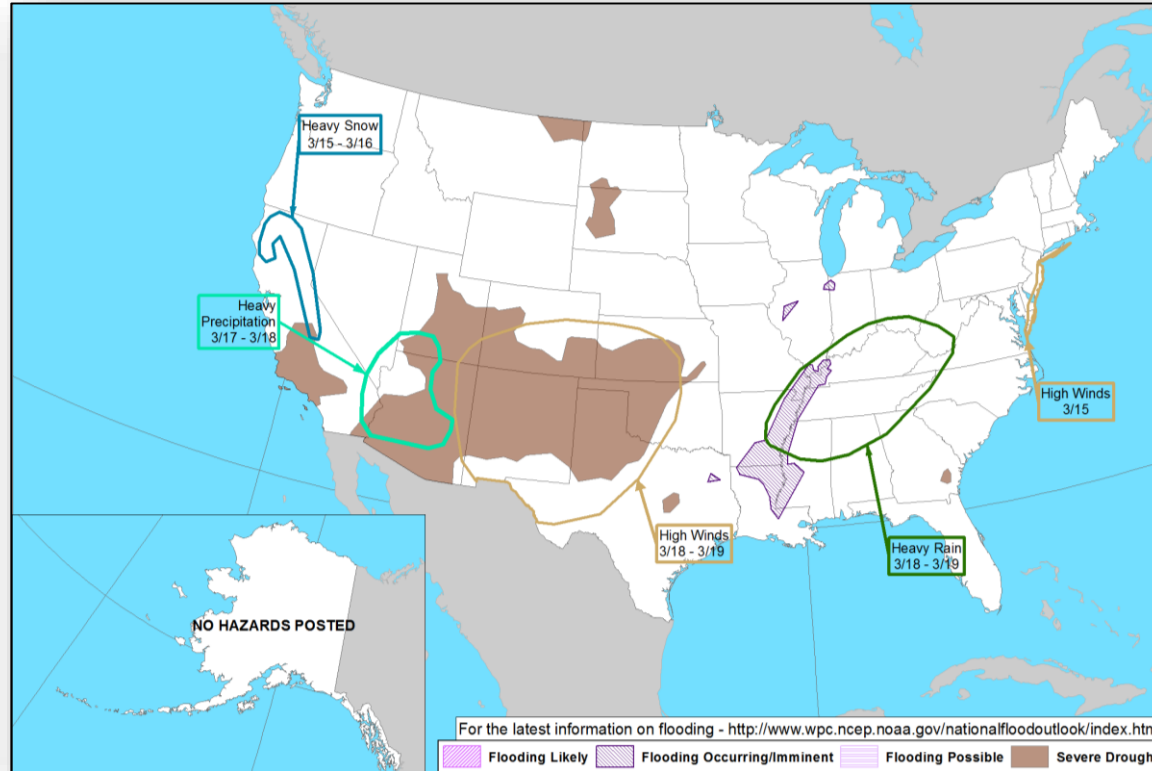
FEMA



Hazards Outlook – Mar 15-19



FEMA



Joint Preliminary Damage Assessments



FEMA

Region	State / Location	Event	IA / PA	Number of Counties		Start – End
				Requested	Completed	
I	MA	Nor'easter March 2-4, 2018	IA	7	0	3/12 – TBD
			PA	9	0	3/15 – TBD
V	OH	Severe Storms and Flooding February 14-25, 2018	IA	0	0	N/A
			PA	21	0	3/12 – TBD

Disaster Requests & Declarations



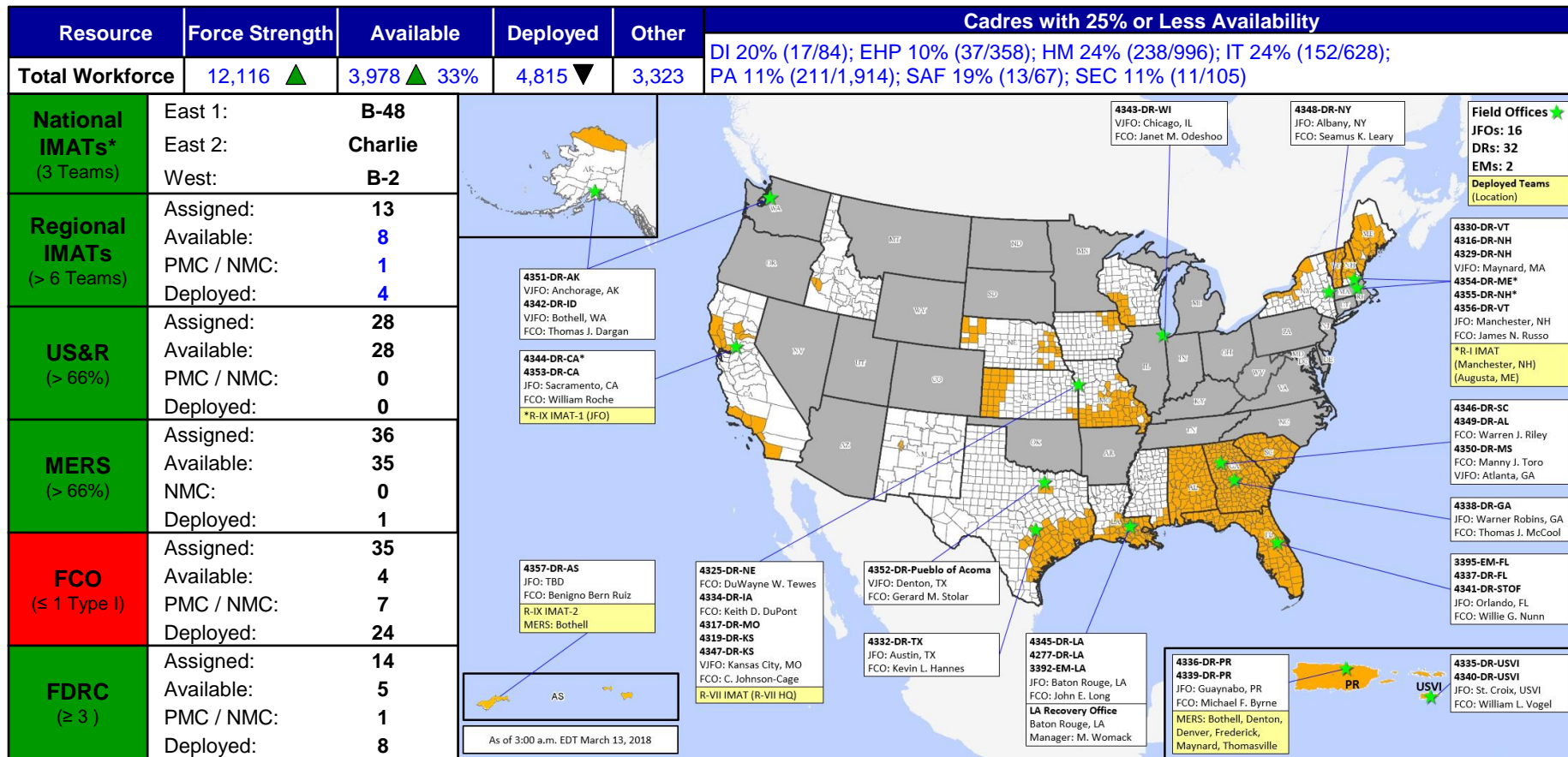
FEMA

Declaration Requests in Process					Requests APPROVED (since last report)	Requests DENIED (since last report)
3	IA	PA	HM	Date Requested	0	0
AK – DR Severe Storm		X	X	January 25, 2018		
MT – (Appeal) Wildfires		X	X	January 26, 2018		
KY – DR Severe Storm, Flooding, Landslides & Mudslides		X	X	March 8, 2018		

Readiness – Deployable Teams and Assets



FEMA



* B-2 Status: Assemble ≤ 2-hrs, On Site ≤ 18-hrs; B-48 Status: Assemble and deploy ≤ 48hrs; Charlie Status: No team assemble time requirement

FEMA Readiness – Activation Teams



FEMA

Resource	Status	Total	Status	Activated Team	Activation Level	Activation Times	Reason / Comments
NWC		5	Steady State				
NRCC		2	Available				
HLT		1	Available				
RWCs/MOCs		10	Activated	Region I	Enhanced Watch	Days	Nor'easter
RRCCs		10	Available				

Backup Regions: VIII, V, & IV

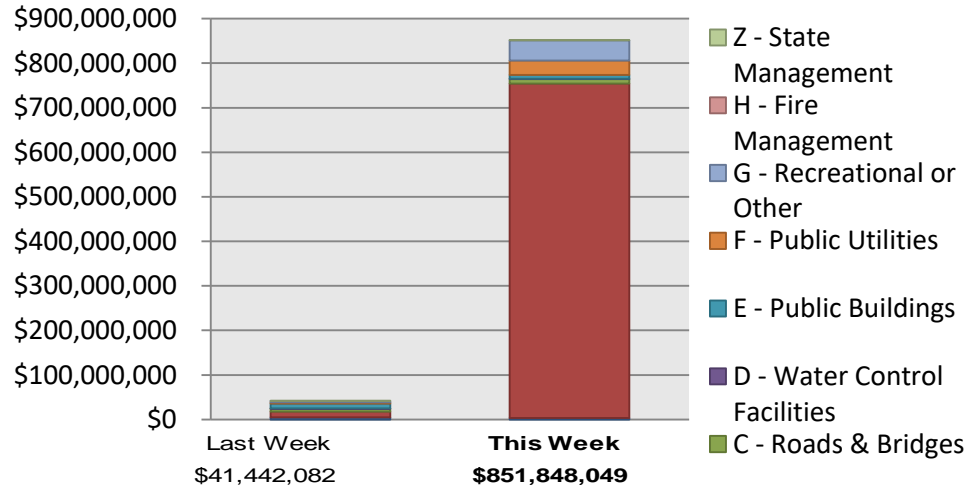
Public Assistance Grant Program



FEMA

PA Project Worksheets Obligated in past week, as of 03/12/18 at 1500 EDT										
PA Category	Emergency Work		Permanent Work					H - Fire Management	Z - State Management	Total
	A - Debris Removal	B - Protective Measures	C - Roads & Bridges	D - Water Control Facilities	E - Public Buildings	F - Public Utilities	G - Recreational or Other			
Number Of PWs Obligated	53	65	91	13	45	40	42	0	37	386
Federal Share Obligated	\$3,628,650.56	\$751,088,433.87	\$9,546,425.18	\$798,538.80	\$8,483,701.59	\$32,743,671.27	\$44,899,255.90	\$0.00	\$659,371.40	\$851,848,048.57

Public Assistance Obligated per Category In the Past 2 Weeks – 2/26/2018 through 3/12/2018



This weeks PA Highlights

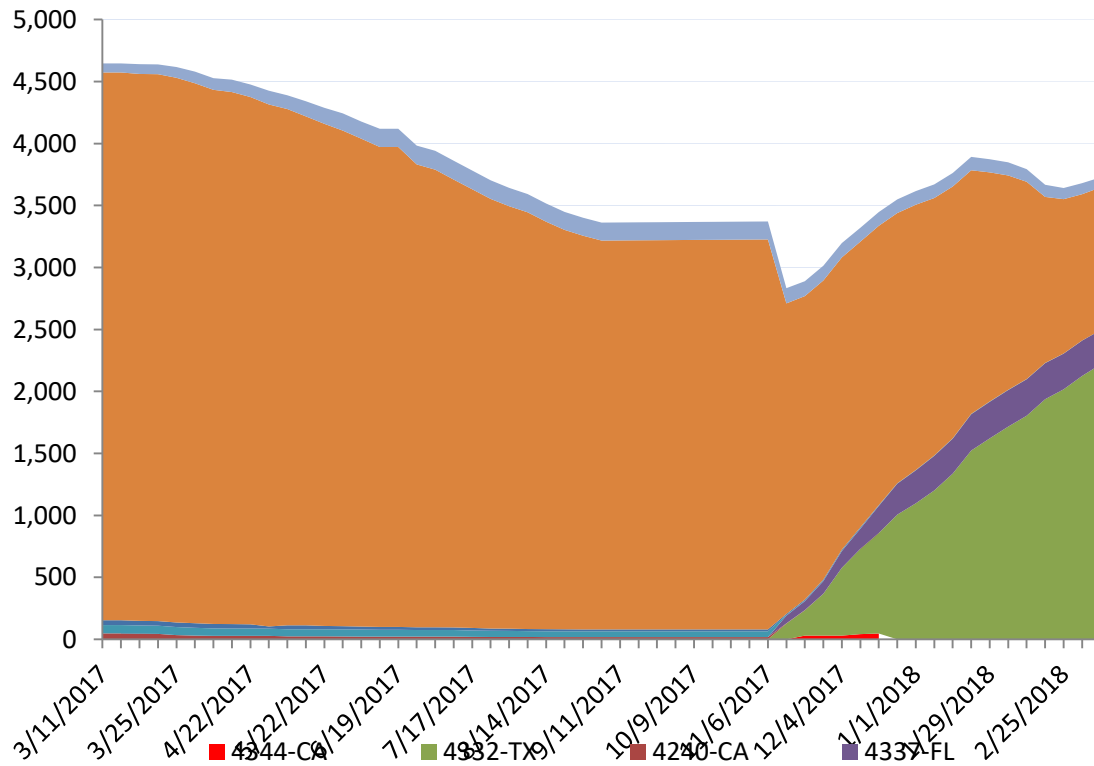
- **Over \$747.5 Million was obligated to Protective Measures for Puerto Rico.**
- **\$28.1 Million was obligated to Public Utilities for Oklahoma.**
- **Approximately \$1.1 Million was obligated to Debris Removal for California.**
- **\$42.8 Million was obligated to Recreational or Other for New York.**

Direct Housing

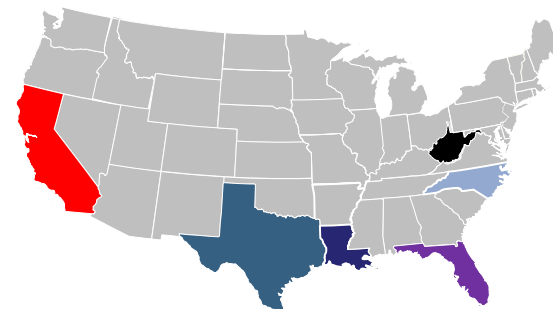


FEMA

Total Households in FEMA Direct Housing per State
Past Year per Week, 3/11/2017 – 3/11/2018, There are currently **4,027** Households
Occupying **4,027** Temporary Units



DR	IA Declaration Date	Program End Date	Current # of Households in Direct Housing (Weekly Change)
4339-PR	9/10/2017	3/20/2019	74 (+12)
4266-TX	3/19/2016	9/19/2017	1 (0)
4277-LA	8/14/2016	2/14/2018	1,152 (-28)
4285-NC	10/10/2016	4/10/2018	81 (-8)
4332-TX	8/25/2017	2/25/2018	2,218 (+93)
4337-FL	9/10/2017	3/10/2018	276 (-9)
4344-CA	10/10/2017	4/10/2018	213 (+2)



States with Currently Occupied Units

NPSC Call Activity



FEMA

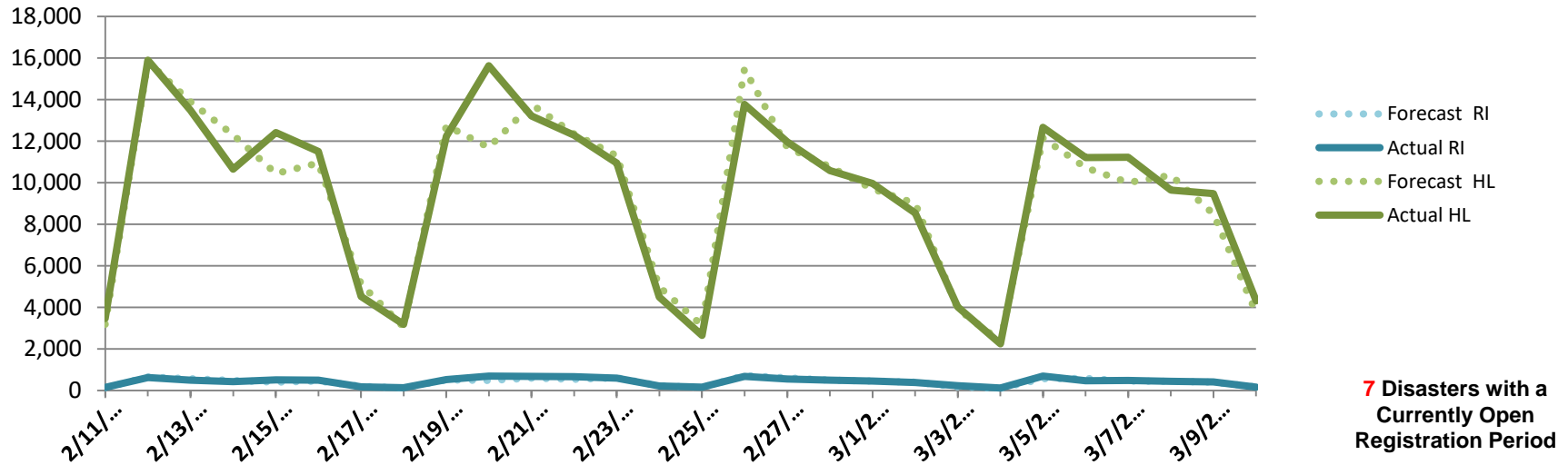
NPSC Call Activity in the Past Week

3/3/2018 through 3/10/2018

Call Type	Projected Calls	Actual Calls
Registration Intake:	2,711	2,767
Helpline:	57,839	60,770
Combined:	60,550	63,537

NPSC Call Forecasting and Actual Calls Over the Past 4 Weeks

2/11/2018 through 3/10/2018

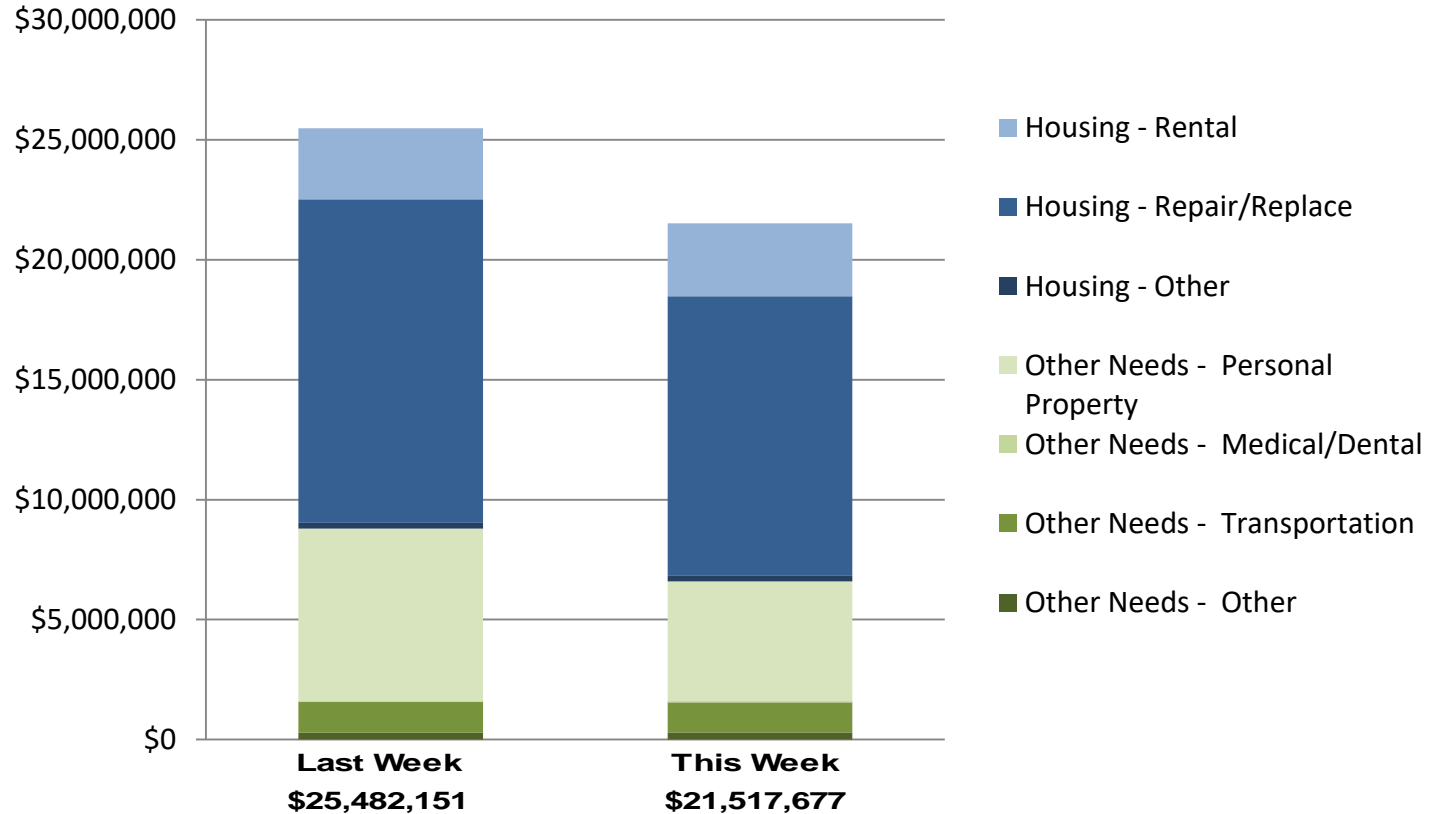


Individual Assistance Activity



FEMA

IHP Approved per Category in the Past
2 Weeks – 2/26/2018 through 3/12/2018





FEMA

FEMA's Mission

Helping people Before, During, and After disasters