

The Disaster Center is dedicated to the idea that disaster mitigation is cost effective and individuals pursuing their own interest are the greatest potential force for disaster reduction.

Please consider making a small donation to the Disaster Center



When disaster mitigation is cost effective, we are on the road to bringing disasters to an end.



FEMA

Daily Operations Briefing

Sunday, March 15, 2015

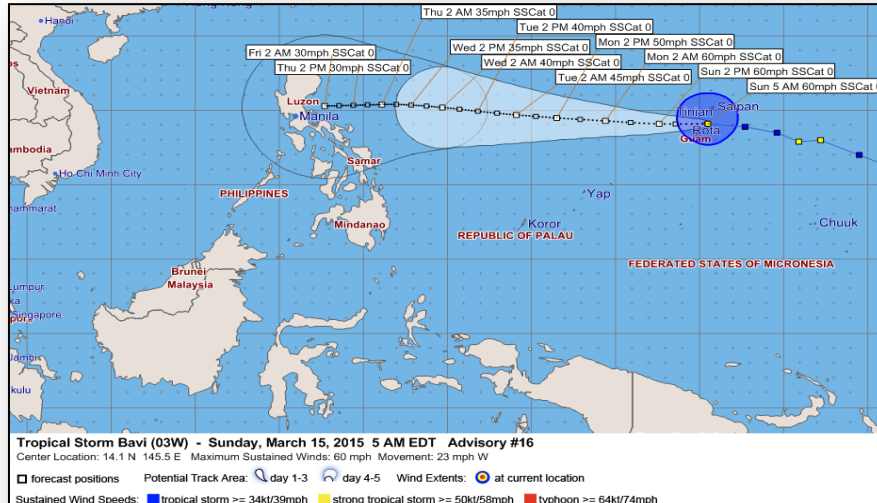
8:30 a.m. EDT

Tropical Storm Bavi (03W)



Tropical Storm Bavi (03W) (Advisory 16, as of 6:00 a.m. EDT)

- ▲ Approximately 65 miles NE of Guam, moving W at 23 mph
- ▲ Maximum sustained winds are 60 mph, with higher gusts
- ▲ Tropical storm-force winds extend out to 200 miles
- ▲ Tropical Storm Warning in effect for Guam, Rota, Tinian & Saipan
- ▲ Rainfall of 1 inch on Guam; 4-8 inches possible on Tinian, Saipan & Rota



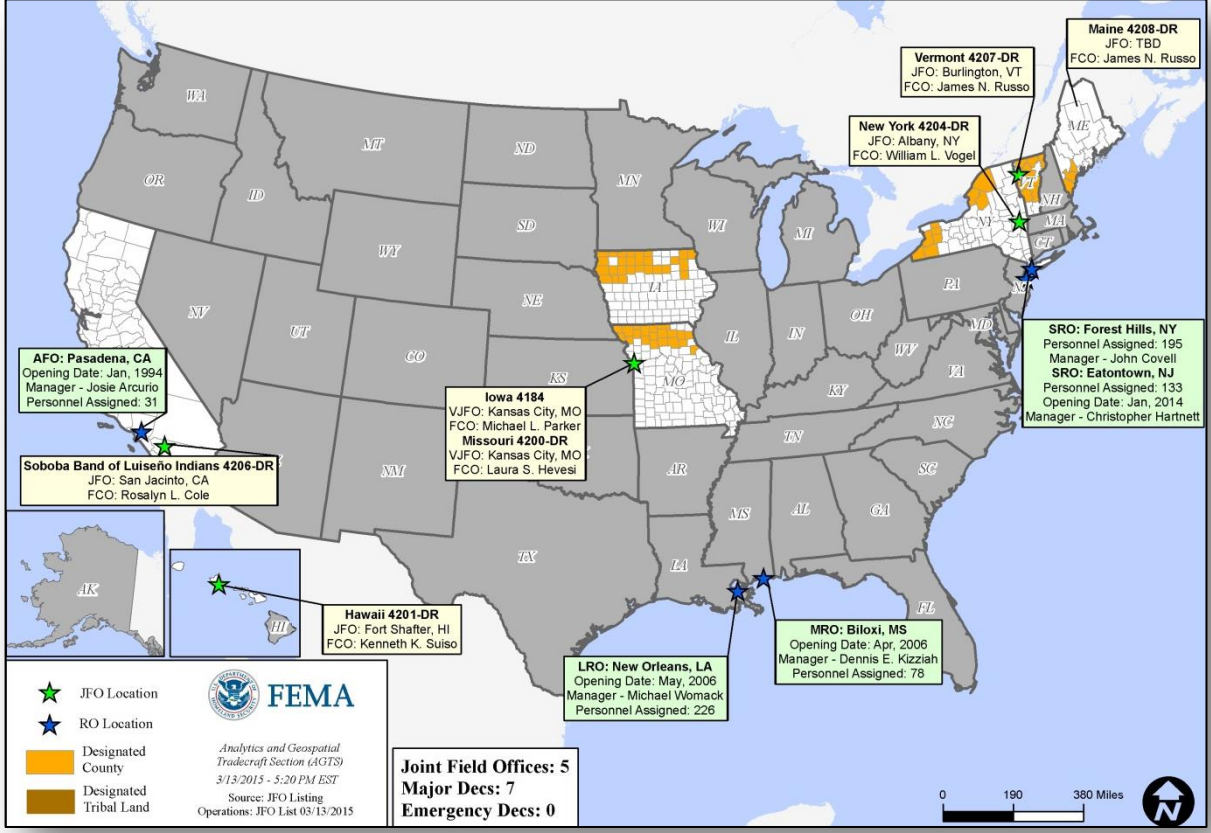
Impacts:

- ▲ Seaports closed on Guam and CNMI
- ▲ Airport closed on Rota, all others remain open w/flight delays
- ▲ Sporadic power outages due to downed power lines on all islands
- ▲ Storm surge: 1-2 ft on east facing shores of Guam; 2-3 ft on east facing of Rota, Tinian & Saipan
- ▲ Hazardous high surf up to 15-18 ft possible on north and east facing reefs of Guam and Rota
- No unmet needs or requests for FEMA assistance

Response

- ▲ Guam EOC/JIC fully activated / CNMI Level 1 activation
- ▲ Condition of Readiness 1 declared for Guam, Rota, Tinian & Saipan
- ▲ Shelters available on all islands
 - ▲ Guam – 3 shelters / 408 occupants
 - ▲ Rota – 2 shelters / 4 occupants
 - ▲ Saipan – 4 shelters / 0 occupants
 - ▲ Tinian – 1 shelter / 0 occupants
- 2 FEMA LNOs and 1 DCE (1 person) deployed to Guam
- FEMA Region IX at Enhanced Watch; RRCC/IMAT-2 on Alert

Open Field Offices as of March 15



Disaster Requests & Declarations



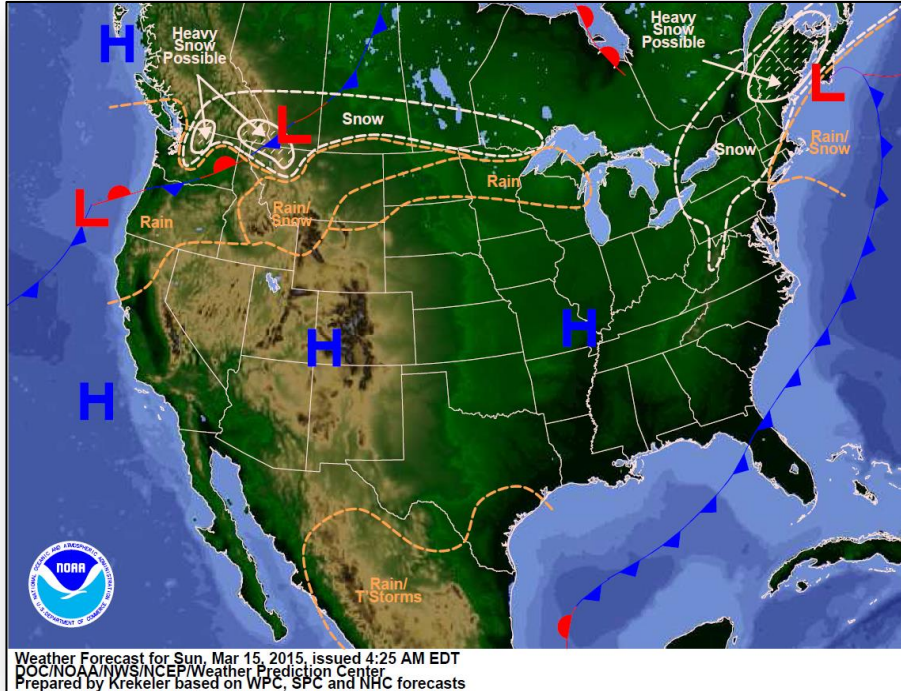
Declaration Requests in Process		Requests APPROVED (since last report)	Requests DENIED (since last report)
1	Date Requested	0	0
New Hampshire - DR Severe Winter Storm and Snowstorm	March 13, 2015		

Joint Preliminary Damage Assessments

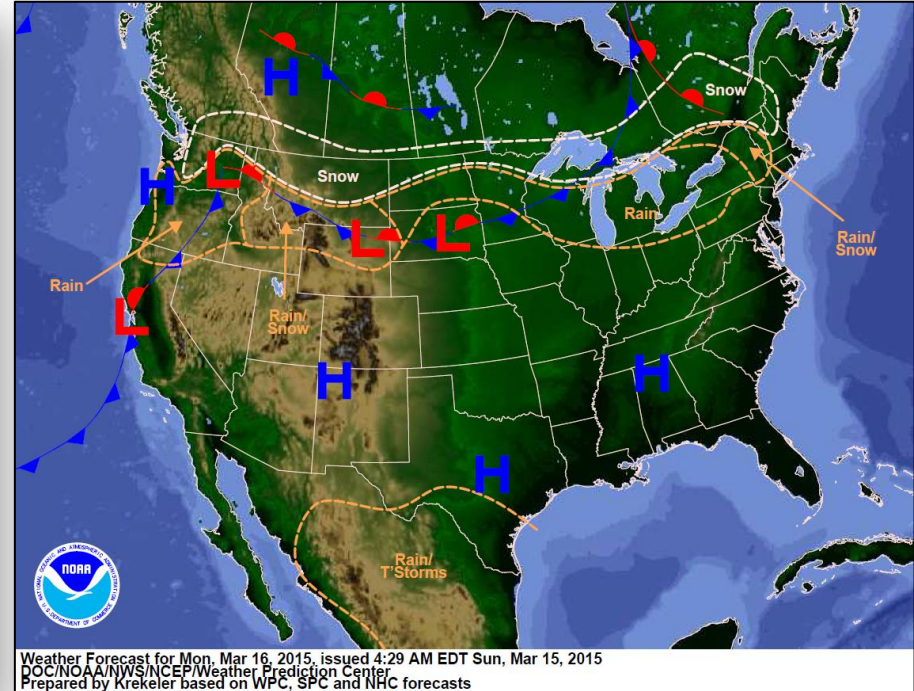


Region	State / Location	Event	IA/PA	Number of Counties		Start – End
				Requested	Complete	
I	RI	January Blizzard January 25, 2015	PA	5	5	2/11 – 3/13
I	CT	January Blizzard January 25, 2015	PA	4	0	2/24 – 3/20
III	WV	Winter Storm March 4-7, 2015	PA	23	0	3/16 - TBD
IV	TN	Winter Storm February 15, 2015	PA	48 (+4)	0	3/16 - TBD

National Weather Forecast

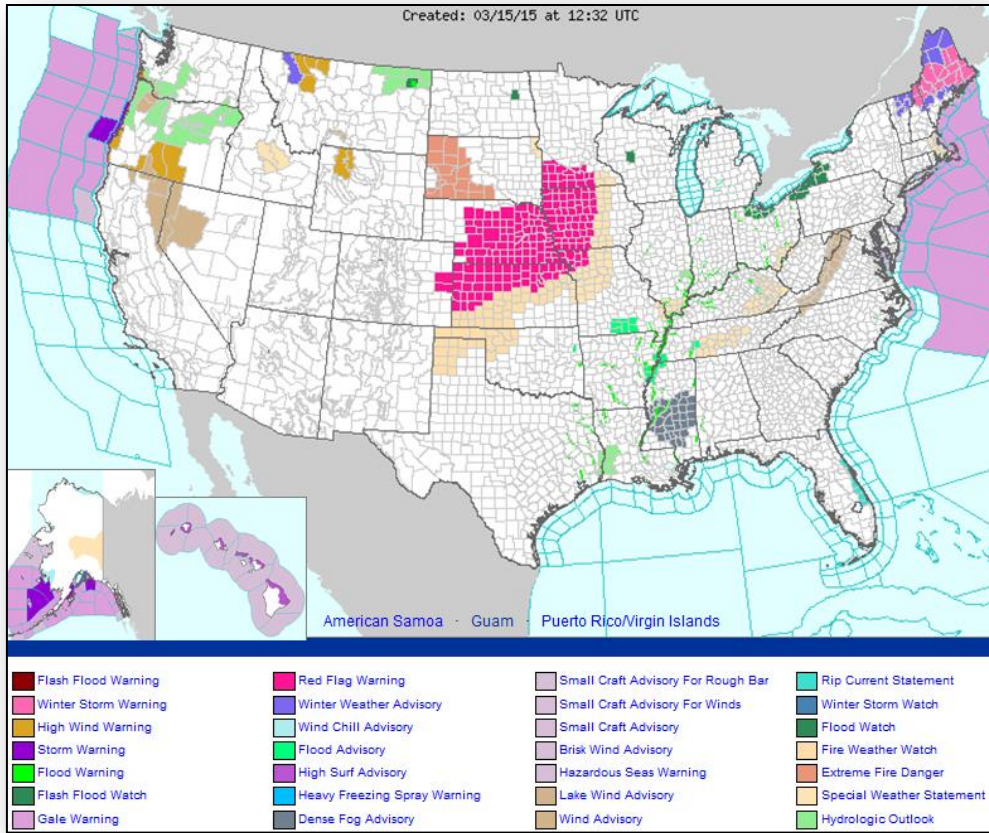


Today

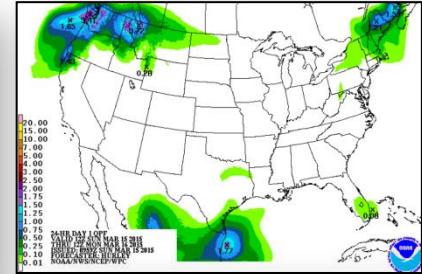
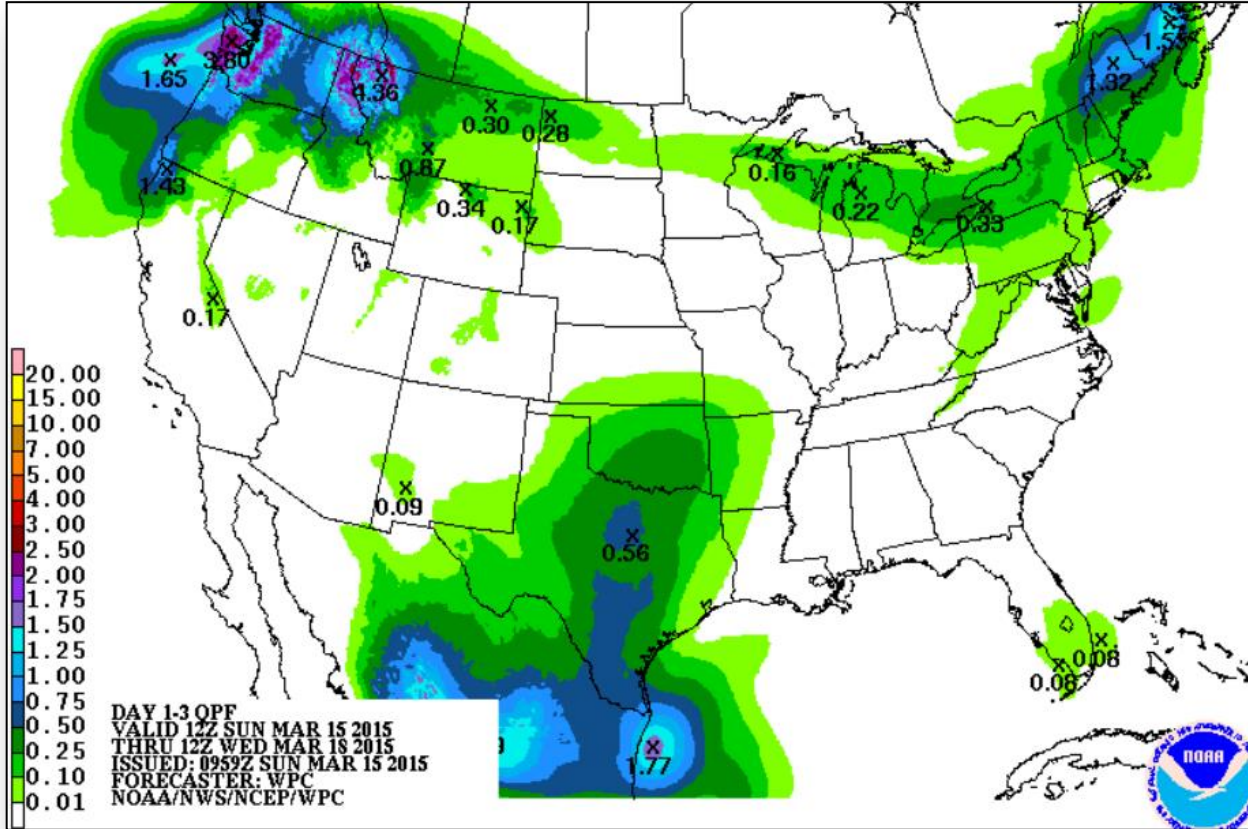


Tomorrow

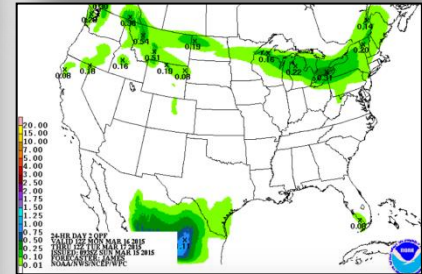
Active Watches/Warnings



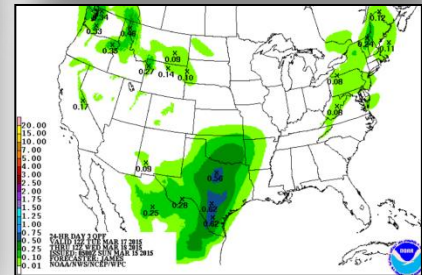
Precipitation Forecast 1-3 Day



Day 1

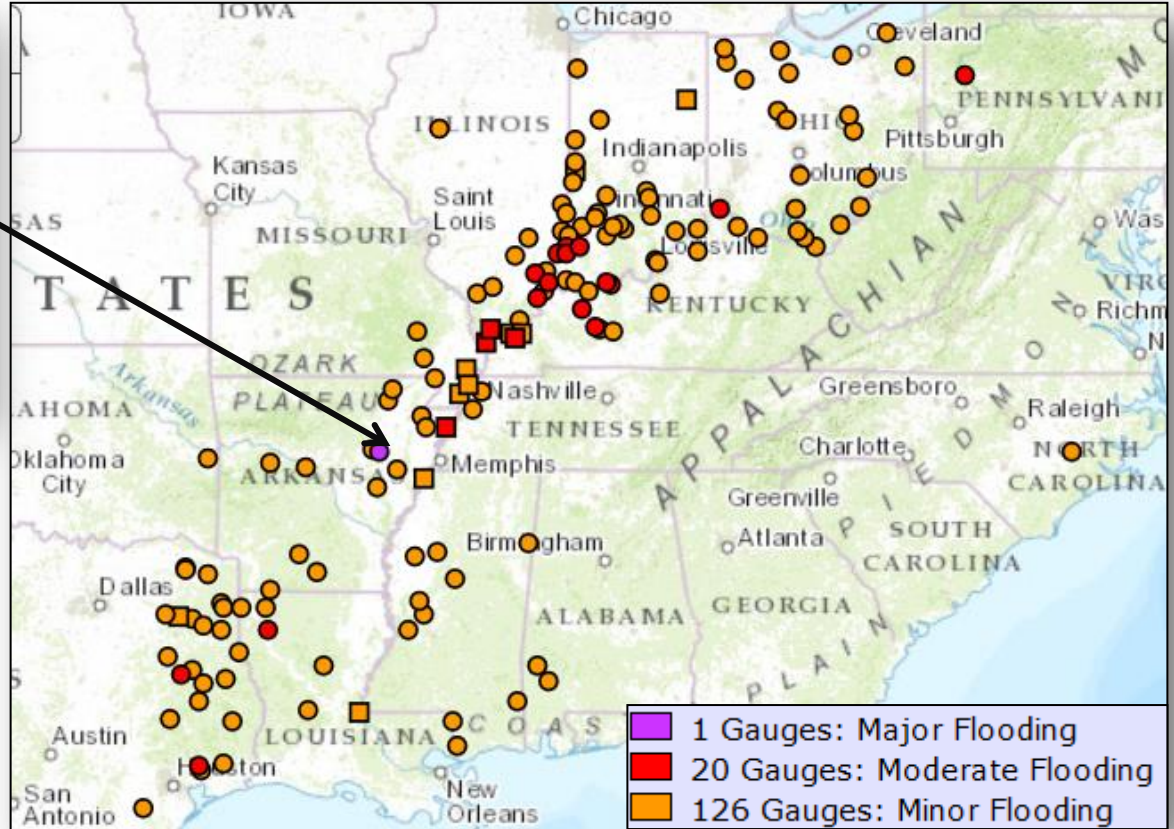
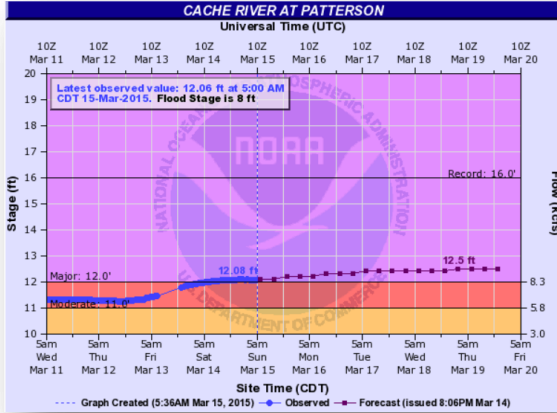


Day 2

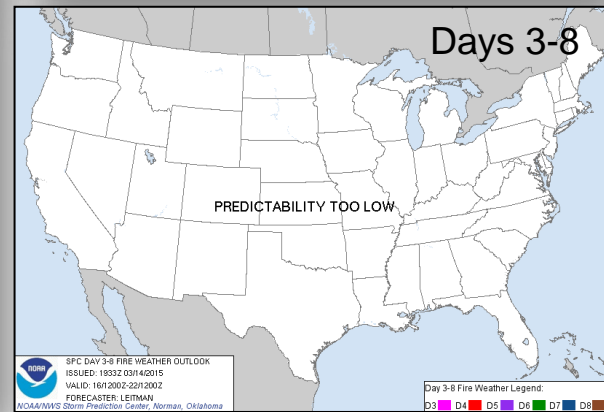
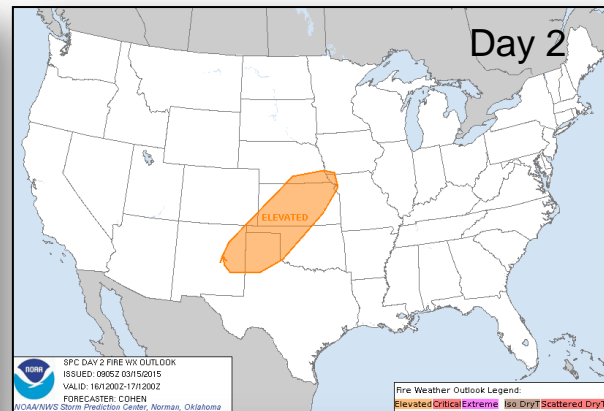
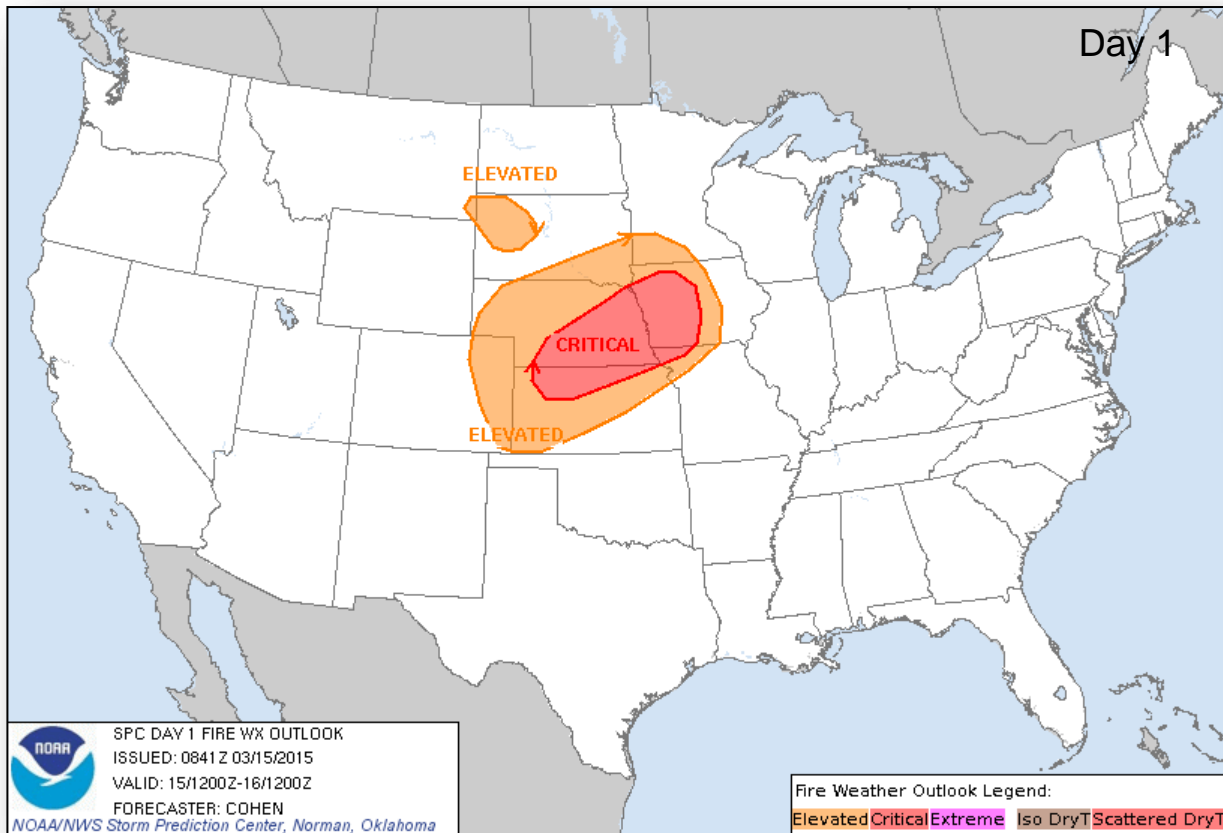


Day 3

River Forecast

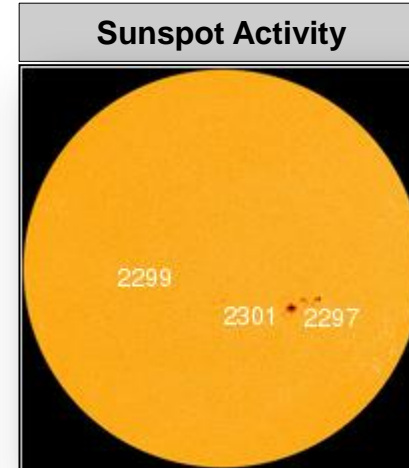
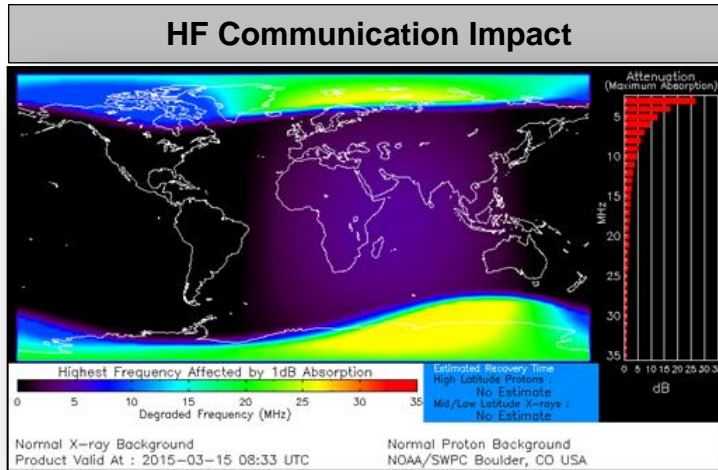


Fire Weather Outlook, Days 1–8



Space Weather

NOAA Scales Activity (Range: 1/minor to 5/extreme)	Past 24 Hours	Current	Next 24 Hours
Space Weather Activity:	None	None	Minor
• Geomagnetic Storms	None	None	None
• Solar Radiation Storms	None	None	None
• Radio Blackouts	None	None	R1



FEMA Readiness – Deployable Teams /Assets



Deployable Teams/Assets									
Resource	Status	Total	FMC Available		Partially Available	Not Available	Detailed, Deployed, Activated	Comments	Rating Criterion
FCO	Green	37	24	65%	0	1	12		OFDC Readiness: FCO Green Yellow Red Type 1 3+ 2 1 Type 2 4+ 3 2 Type 3 4 3 2 FDRC 3 2 1
FDRC	Green	10	10	100%	0	0	0		
US&R	Green	28	27	96%	0	1	0	NM-TF1 (Red – Personnel shortages)	<ul style="list-style-type: none"> • Green = Available/FMC • Yellow = Available/PMC • Red = Out-of-Service • Blue = Assigned/Deployed
National IMAT	Yellow	3	2	66%	0	0	1	IMAT East 2 – Deployed to GA	<ul style="list-style-type: none"> • Green: 3 avail • Yellow: 1-2 avail • Red: 0 avail (<i>Individual N-IMAT red if 50% of Section Chiefs and/or Team Leader is unavailable for deployment.</i>)
Regional IMAT	Green	13	10	77%	0	3	0	<u>Not Mission Capable (NMC):</u> <ul style="list-style-type: none"> • Regions IV-3, VI-1 & IX-1 • Region IX-2 on alert for Bavi 	<ul style="list-style-type: none"> • Green: 7 or more avail • Yellow: 4 - 6 teams available • Red: > 8 teams deployed/unavailable <p><i>R-IMAT also red if TL Ops/Log Chief is unavailable and has no qualified replacement</i></p>
MCOV	Green	60	58	97%	0	2	0		<ul style="list-style-type: none"> • Green = 80 – 100% avail • Yellow = 60 – 79% avail • Red = 59% or below avail • Readiness remains 95%

FEMA Readiness – National/Regional Teams



National/Regional Teams									
Resource	Status	Total	FMC Available		Partially Available	Not Available	Deployed/ Activated	Comments	Rating Criterion
NWC		5	5	100%	0	0	Activated	Enhanced Watch (day shift only)	<ul style="list-style-type: none"> • Green = FMC • Yellow = PMC • Red = NMC
NRCC		2	344	89%	0	44	Not Activated		
HLT		1	N/A	N/A	0	0	Not Activated		
DEST							Not Activated		
RRCCs		10	10	100%	0	0	Not Activated		
RWCs/MOCs		10	10	100%	0	0	Activated	Region IX RWC at Enhanced Watch; RRCC on alert for Bavi	



FEMA

FEMA's mission is to support our citizens and first responders to ensure that as a nation we work together to build, sustain, and improve our capability to prepare for, protect against, respond to, recover from, and mitigate all hazards.