

The Disaster Center is dedicated to the idea that disaster mitigation is cost effective and individuals pursuing their own interest are the greatest potential force for disaster reduction.

Please consider making a small donation to the Disaster Center



When disaster mitigation is cost effective, we are on the road to bringing disasters to an end.



# **FEMA**

## **Daily Operations Briefing**

**Monday, March 16, 2015**

**8:30 a.m. EDT**

# Significant Activity: Mar 13 -16



**Significant Events:** None

## **Significant Weather:**

- Snow – northern portions of Northern Intermountain to Upper Mississippi Valley; Great Lakes to Northeast
- Rain and snow – Northern Intermountain to Central Rockies and Upper Mississippi Valley; Great Lakes to Mid-Atlantic
- Rain and thunderstorms – Southwest to Southern Plains
- Rain – Pacific Northwest to Northern CA and Central Great Basin
- Critical/Elevated Fire Weather Areas: NM, TX, OK, KS, CO, NE, MO & IA
- Red Flag Warnings: TX, OK, KS, NE, MO, IA & CO
- Space Weather: Past 24 hours – minor, R1 radio blackouts occurred; next 24 hours – minor, S1 solar magnetic storms and R1 radio blackouts likely

## **Tropical Activity:**

- Western Pacific: Tropical Storm Bavi (03W) *FINAL*

**Declaration Activity:** Major Disaster Declaration Request – New Hampshire

**FEMA Readiness:** No activity

# Tropical Storm Bavi (03W) *Final*



## Tropical Storm Bavi (03W)

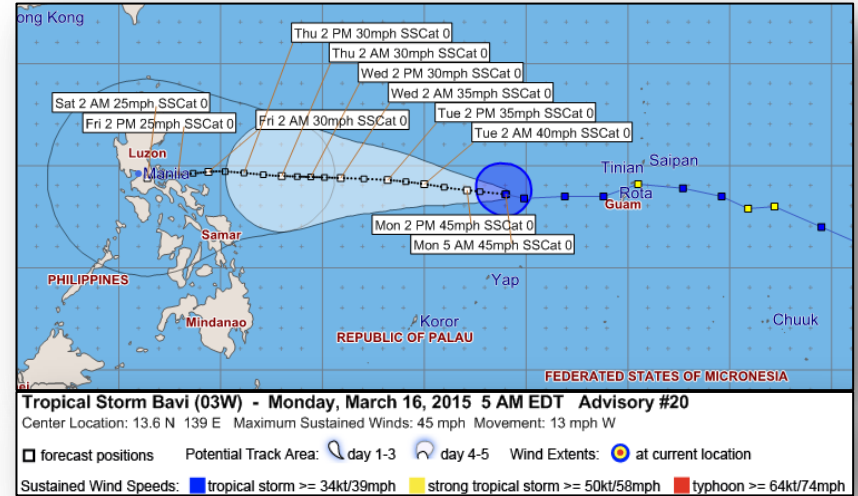
- Bavi has passed Guam & CNMI; no longer a threat to U.S. interests

## Impacts:

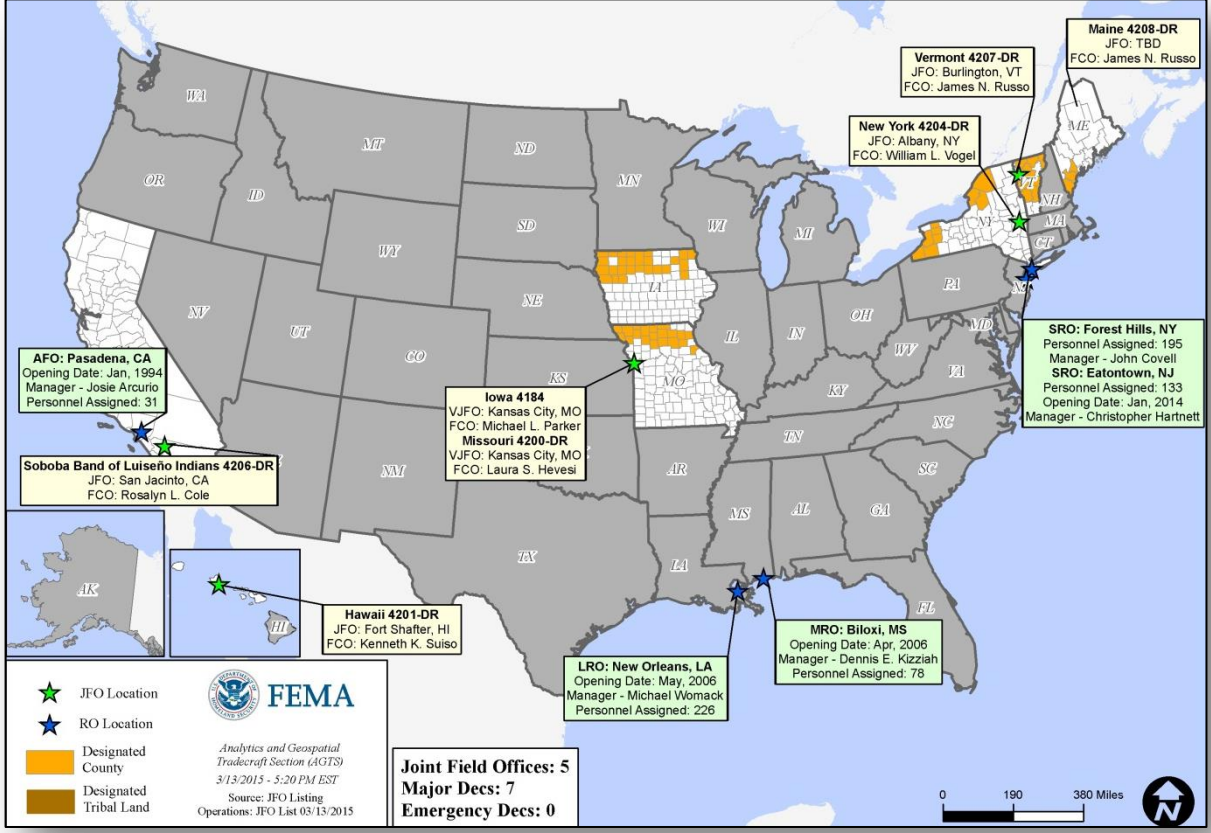
- Minimal power outages (majority on Tinian)
- Minor water outages on Guam & Tinian
- Only minor property damage (includes military bases on Guam)

## Response

- Guam, Rota, Tinian & Saipan returned to Condition of Readiness 4
- Guam & CNMI EOCs returned to Normal Operations
- Seaports, airports, and military stations have reopened
- All Guam & CNMI schools remain closed; will reopen today
- All shelters have closed
- FEMA Region IX RWC will return to Watch/Steady State today
  - 2 FEMA LNOs and DCE demobilizing
  - RRCC and IMAT-2 no longer on Alert
- No unmet needs or requests for FEMA assistance



# Open Field Offices as of March 16



**AFO: Pasadena, CA**  
 Opening Date: Jan, 1994  
 Manager - Josie Arcurio  
 Personnel Assigned: 31

**Soboba Band of Luiseño Indians 4206-DR**  
 JFO: San Jacinto, CA  
 FCO: Rosalyn L. Cole



**Hawaii 4201-DR**  
 JFO: Fort Shafter, HI  
 FCO: Kenneth K. Suiso

**Iowa 4184**  
 VJFO: Kansas City, MO  
 FCO: Michael L. Parker  
**Missouri 4200-DR**  
 VJFO: Kansas City, MO  
 FCO: Laura S. Hevesi

**LRO: New Orleans, LA**  
 Opening Date: May, 2006  
 Manager - Michael Womack  
 Personnel Assigned: 226

**MRO: Biloxi, MS**  
 Opening Date: Apr, 2006  
 Manager - Dennis E. Kizziah  
 Personnel Assigned: 78

**Vermont 4207-DR**  
 JFO: Burlington, VT  
 FCO: James N. Russo

**New York 4204-DR**  
 JFO: Albany, NY  
 FCO: William L. Vogel

**Maine 4208-DR**  
 JFO: TBD  
 FCO: James N. Russo

**SRO: Forest Hills, NY**  
 Personnel Assigned: 195  
 Manager - John Covell  
**SRO: Eatontown, NJ**  
 Personnel Assigned: 133  
 Opening Date: Jan, 2014  
 Manager - Christopher Hartnett



*Analytics and Geospatial  
 Tradecraft Section (AGTS)  
 3/13/2015 - 5:20 PM EST  
 Source: JFO Listing  
 Operations: JFO List 03/13/2015*

# Disaster Requests & Declarations



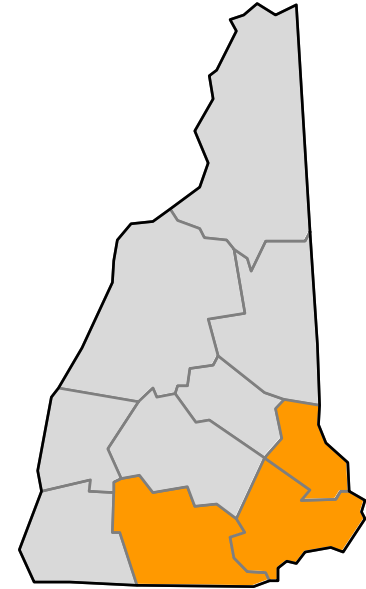
Declaration Requests in Process		Requests APPROVED (since last report)	Requests DENIED (since last report)
1	Date Requested	0	0
NH - DR Severe Winter Storm and Snowstorm	March 13, 2015		

# Major Disaster Declaration Request – NH



## March 13, 2015

- Request for Major Disaster Declaration for State of New Hampshire
- For severe winter storm and snowstorm that occurred January 26-28, 2015
- Requesting:
  - Emergency protective measures and snow assistance under Public Assistance program for 3 counties
  - Hazard Mitigation statewide



■ Requested Counties

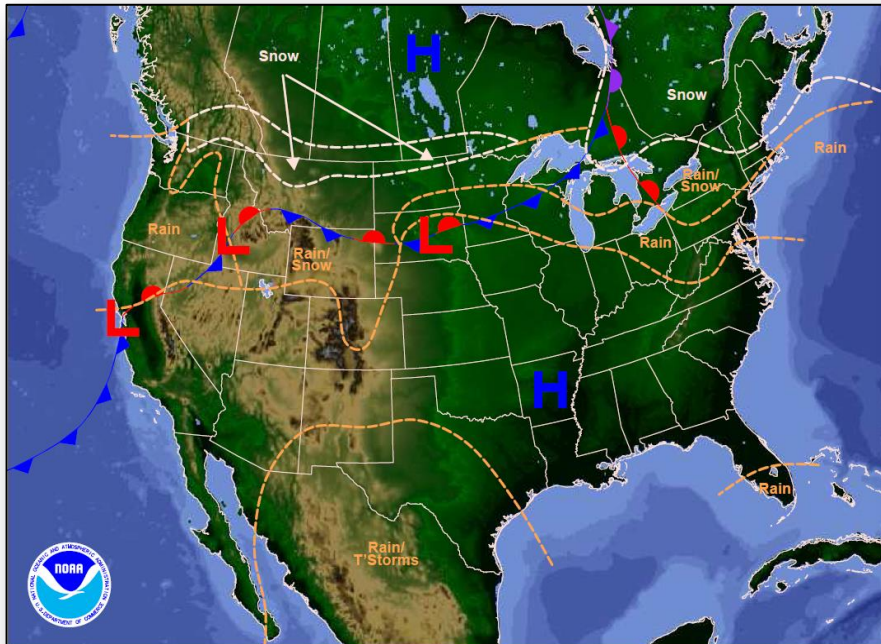
# Joint Preliminary Damage Assessments



Region	State / Location	Event	IA/PA	Number of Counties		Start – End
				Requested	Complete	
I	RI	January Blizzard January 25, 2015	PA	5	5	2/11 – 3/13
I	CT	January Blizzard January 25, 2015	PA	4	0	2/24 – 3/20
III	WV	Winter Storm March 4-7, 2015	PA	23	0	3/16 - TBD
IV	TN	Winter Storm February 15, 2015	PA	48 (+4)	0	3/16 - TBD

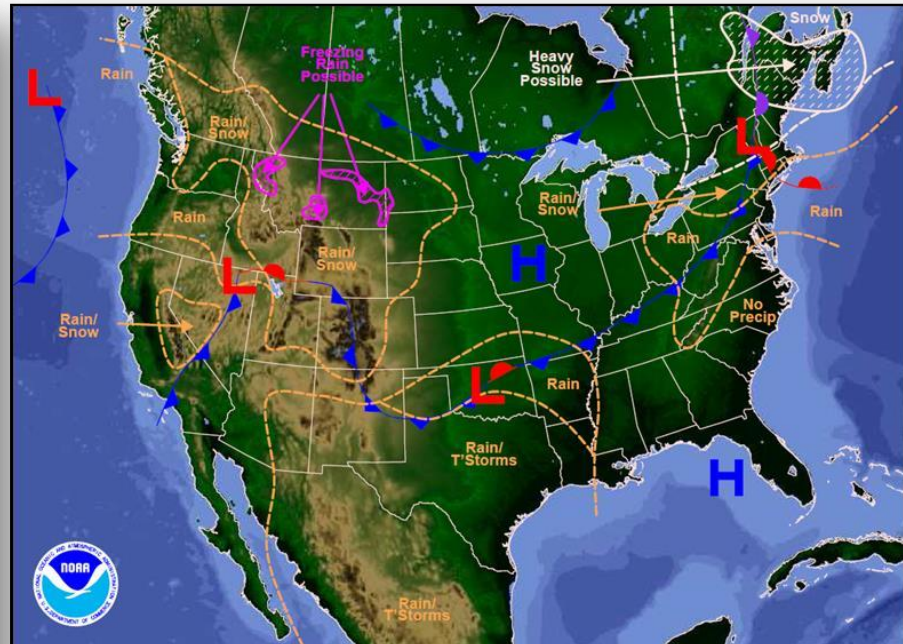


# National Weather Forecast



Weather Forecast for Mon, Mar 16, 2015, issued 3:05 AM EDT  
DOC/NOAA/NWS/NCEP/Weather Prediction Center  
Prepared by McCreynolds based on WPC, SPC and NHC forecasts

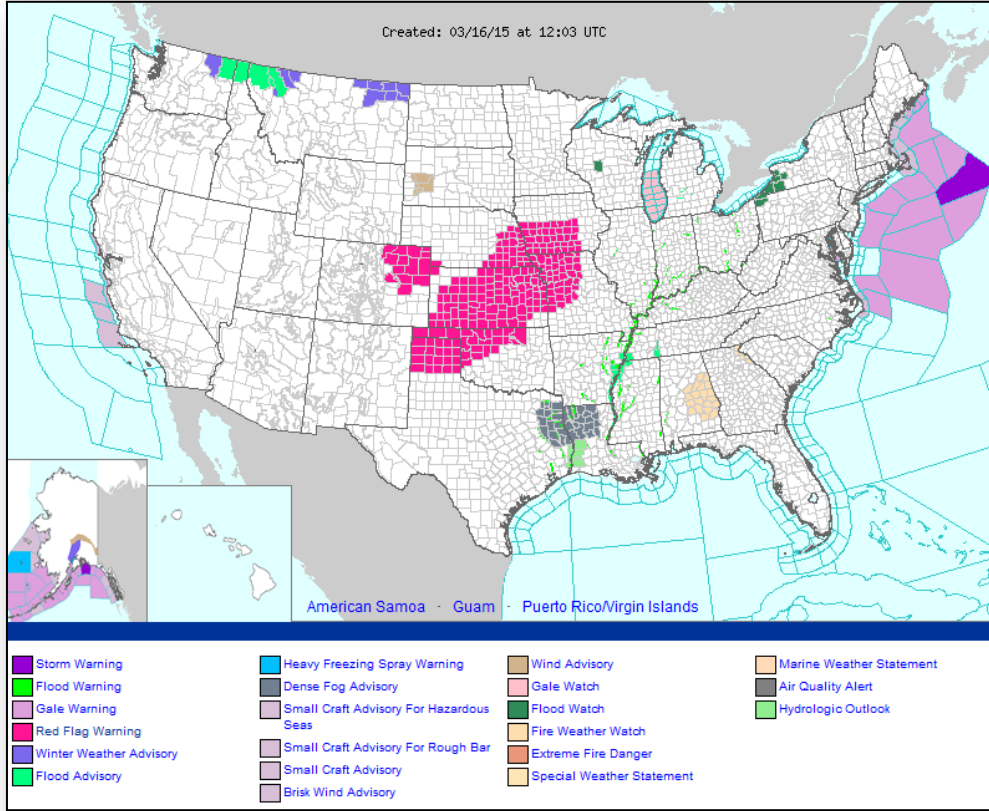
*Today*



Weather Forecast for Tue, Mar 17, 2015, issued 4:08 AM EDT Mon, Mar 16, 2015  
DOC/NOAA/NWS/NCEP/Weather Prediction Center  
Prepared by McCreynolds based on WPC, SPC and NHC forecasts

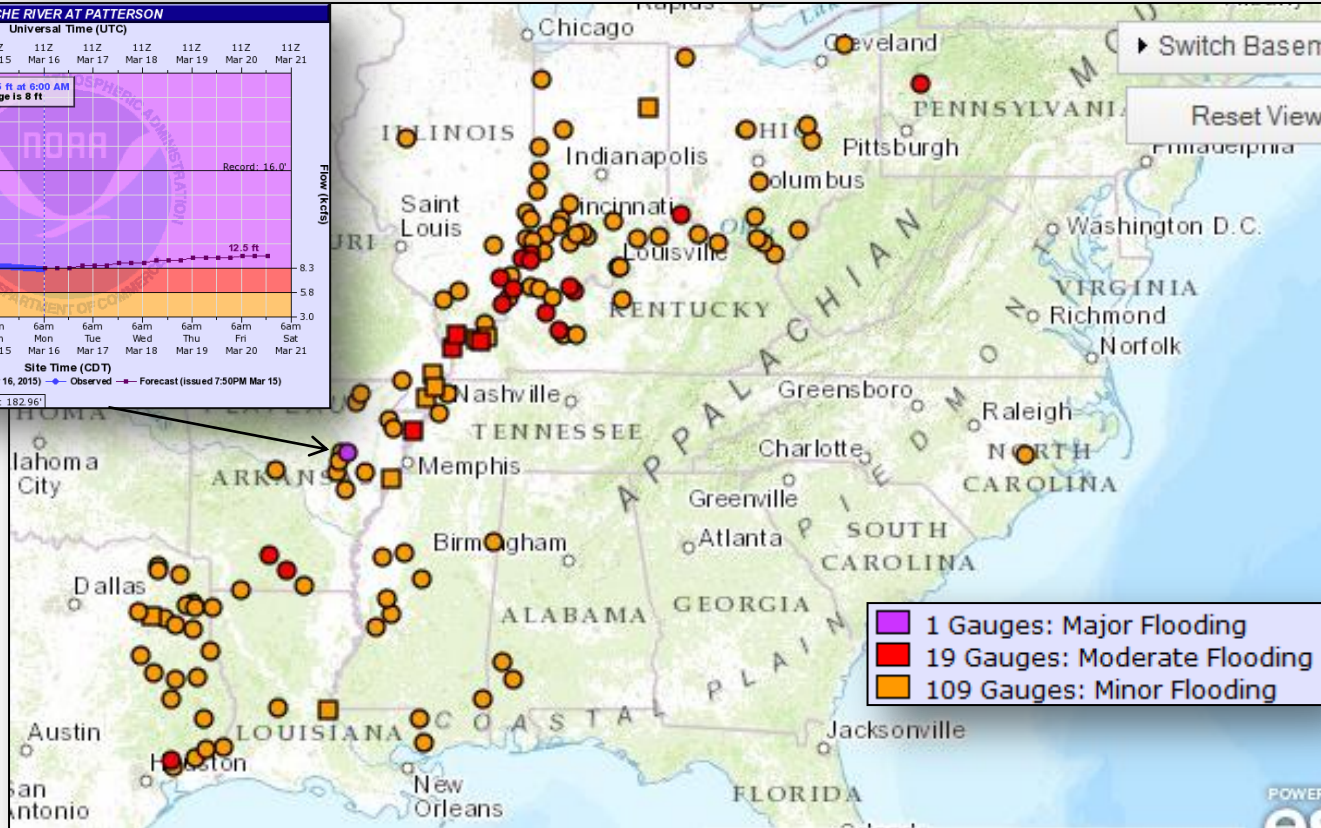
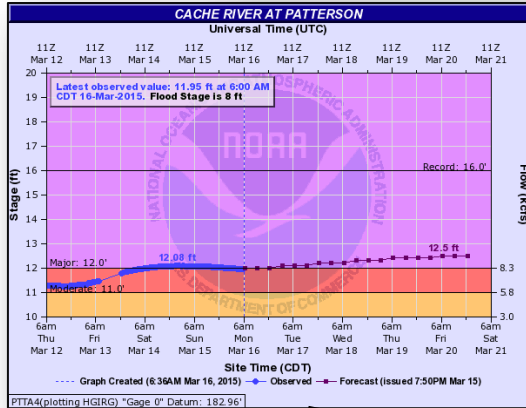
*Tomorrow*

# Active Watches/Warnings

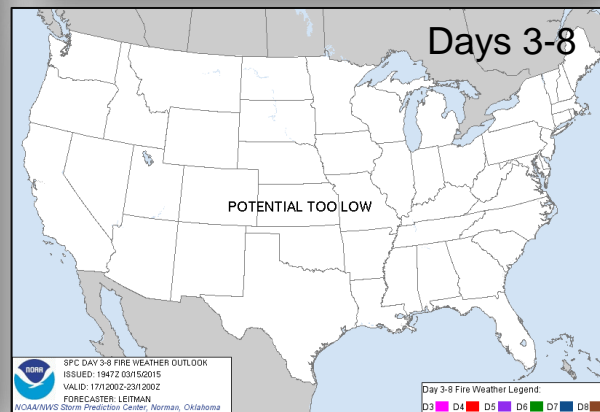
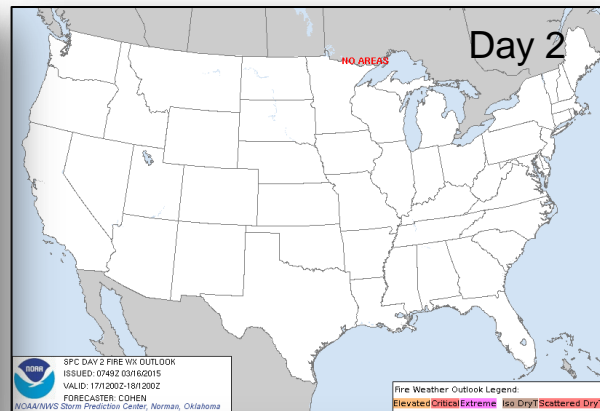
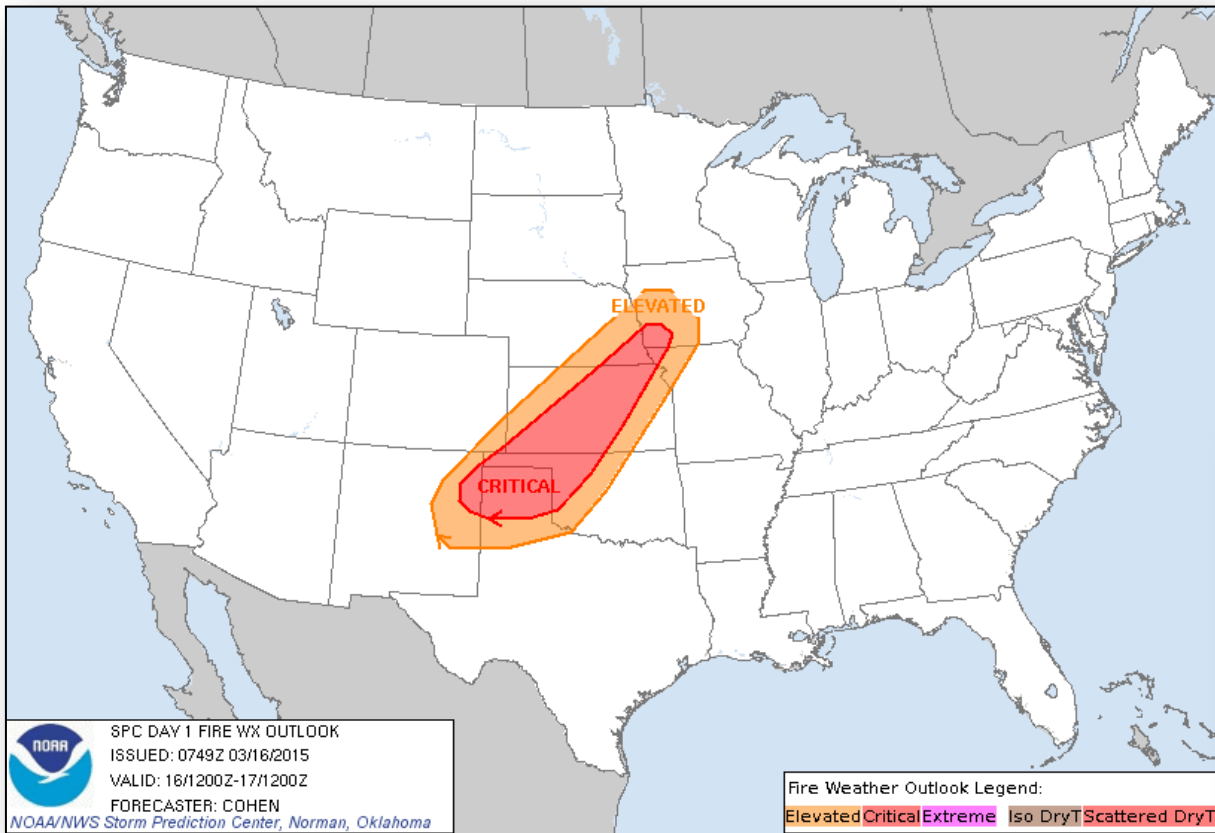




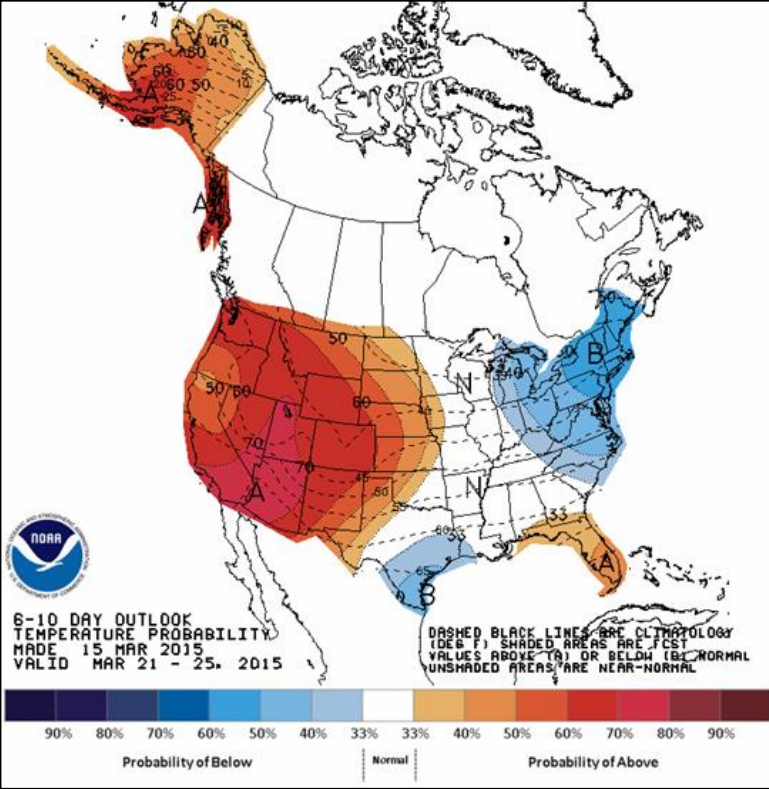
# River Forecast



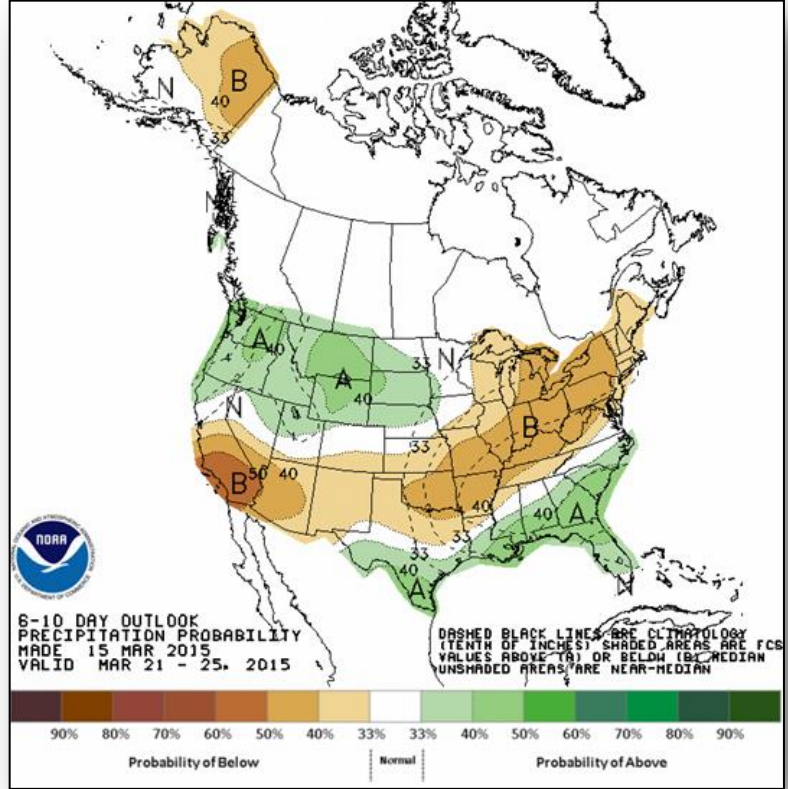
# Fire Weather Outlook, Days 1-8



# 6 – 10 Day Outlook



**Temperatures**



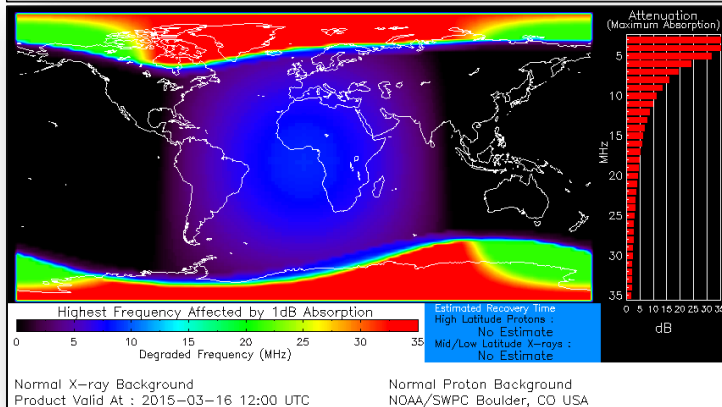
**Precipitation**

# Space Weather




NOAA Scales Activity (Range: 1/minor to 5/extreme)	Past 24 Hours	Current	Next 24 Hours
Space Weather Activity:	Minor	None	Minor
• Geomagnetic Storms	None	None	None
• Solar Radiation Storms	None	None	S1
• Radio Blackouts	R1	None	R1

## HF Communication Impact



## Sunspot Activity



# FEMA Readiness – Deployable Teams /Assets



Deployable Teams/Assets									
Resource	Status	Total	FMC Available		Partially Available	Not Available	Detailed, Deployed, Activated	Comments	Rating Criterion
FCO	Green	37	24	65%	0	1	12		OFDC Readiness: FCO Green Yellow Red Type 1 3+ 2 1 Type 2 4+ 3 2 Type 3 4 3 2 FDRC 3 2 1
FDRC	Green	10	10	100%	0	0	0		
US&R	Green	28	27	96%	0	1	0	NM-TF1 (Red – Personnel shortages)	<ul style="list-style-type: none"> <li>Green = Available/FMC</li> <li>Yellow = Available/PMC</li> <li>Red = Out-of-Service</li> <li>Blue = Assigned/Deployed</li> </ul>
National IMAT	Yellow	3	2	66%	0	0	1	IMAT East 2 – Deployed to GA	<ul style="list-style-type: none"> <li>Green: 3 avail</li> <li>Yellow: 1-2 avail</li> <li>Red: 0 avail (<i>Individual N-IMAT red if 50% of Section Chiefs and/or Team Leader is unavailable for deployment.</i>)</li> </ul>
Regional IMAT	Green	13	10	77%	0	3	0	<u>Not Mission Capable (NMC):</u> <ul style="list-style-type: none"> <li>Regions IV-3, VI-1 &amp; IX-1</li> <li>Region IX IMAT-2 no longer on Alert</li> </ul>	<ul style="list-style-type: none"> <li>Green: 7 or more avail</li> <li>Yellow: 4 - 6 teams available</li> <li>Red: &gt; 8 teams deployed/unavailable</li> </ul> <i>R-IMAT also red if TL Ops/Log Chief is unavailable and has no qualified replacement</i>
MCOV	Green	60	58	97%	0	2	0		<ul style="list-style-type: none"> <li>Green = 80 – 100% avail</li> <li>Yellow = 60 – 79% avail</li> <li>Red = 59% or below avail</li> <li>Readiness remains 95%</li> </ul>



# FEMA Readiness – National/Regional Teams



National/Regional Teams									
Resource	Status	Total	FMC Available		Partially Available	Not Available	Deployed/ Activated	Comments	Rating Criterion
NWC	Green	5	5	100%	0	0	Activated	Enhanced Watch (day shift only)	<ul style="list-style-type: none"> <li>• Green = FMC</li> <li>• Yellow = PMC</li> <li>• Red = NMC</li> </ul>
NRCC	Green	2	344	89%	0	44	Not Activated		
HLT	Green	1	N/A	N/A	0	0	Not Activated		
DEST	Green						Not Activated		
RRCCs	Green	10	10	100%	0	0	Not Activated	Region IX RRCC no longer on Alert	
RWCs/MOCs	Green	10	10	100%	0	0	Activated	Region IX RWC will return to Watch/Steady State today	



# FEMA

**FEMA's mission is to support our citizens and first responders to ensure that as a nation we work together to build, sustain, and improve our capability to prepare for, protect against, respond to, recover from, and mitigate all hazards.**