

The Disaster Center is dedicated to the idea that disaster mitigation is cost effective and individuals pursuing their own interest are the greatest potential force for disaster reduction.

Please consider making a small donation to the Disaster Center



When disaster mitigation is cost effective, we are on the road to bringing disasters to an end.



FEMA

Daily Operations Briefing

Sunday, March 18, 2018

8:30 a.m. EDT

Significant Activity – Mar 17-18



FEMA

Significant Events: None

Tropical Activity: Western Pacific – No activity affecting U.S. interests

Significant Weather:

- Slight Risk of Severe Weather – Southern Plains spanning to Southeastern U.S.
- Freezing Rain – N/S Dakota
- Extreme/Critical/Elevated Fire Weather/Red Flag Warnings – NM, TX, CO, OK, & KS
- Space Weather – Past 24 hours: none; next 24 hours: none

Earthquake Activity: No significant activity

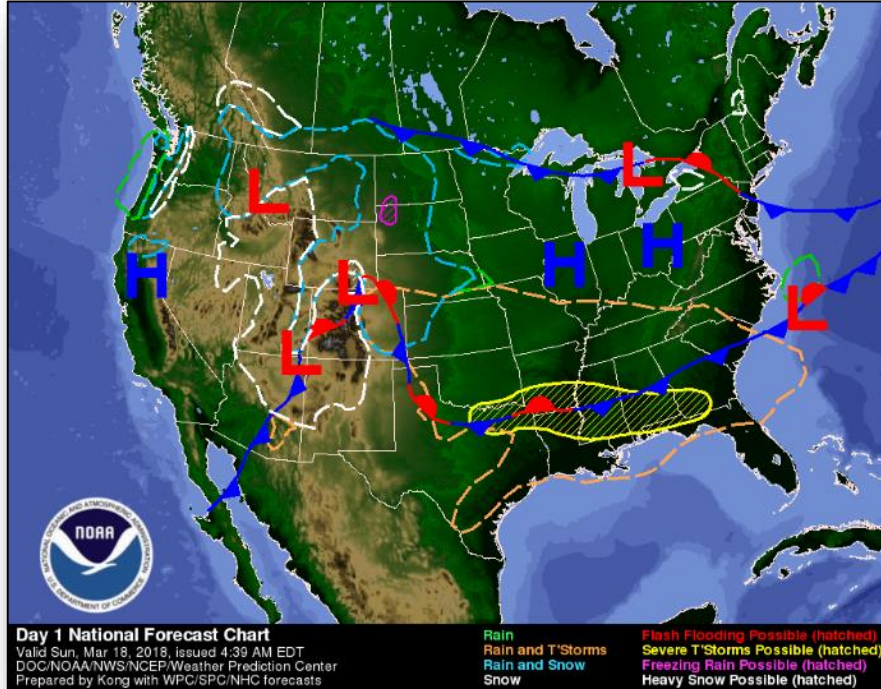
Declaration Activity:

- Amendment No. 6 to FEMA-4340-DR-VI
- Amendment No. 5 to FEMA-4340-DR-VI
- Major Disaster Declaration request for West Virginia
- FMAG approved for the Shumach Fire Complex – Oklahoma

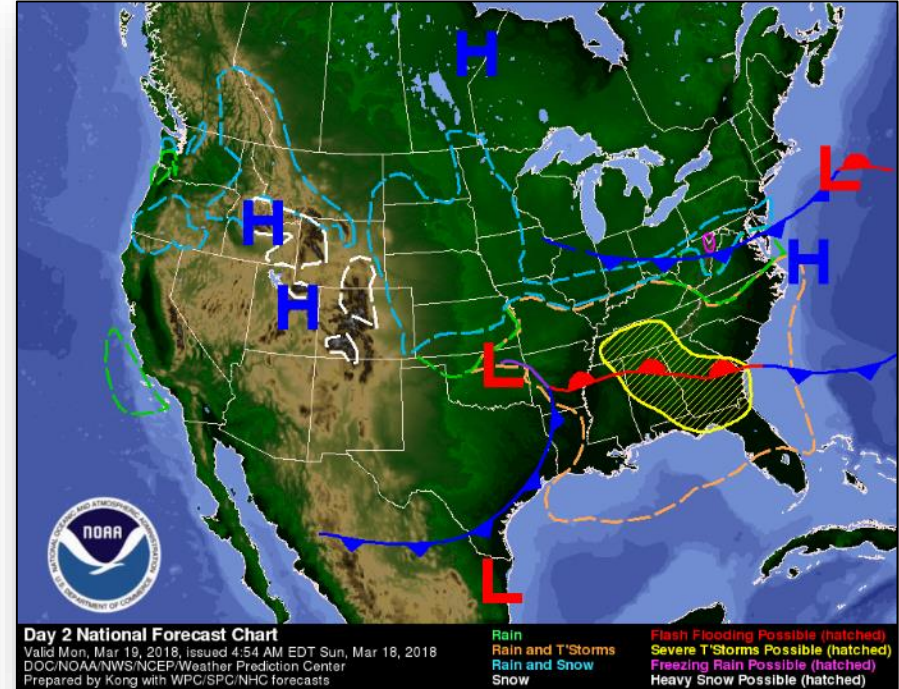
National Weather Forecast



FEMA



Today

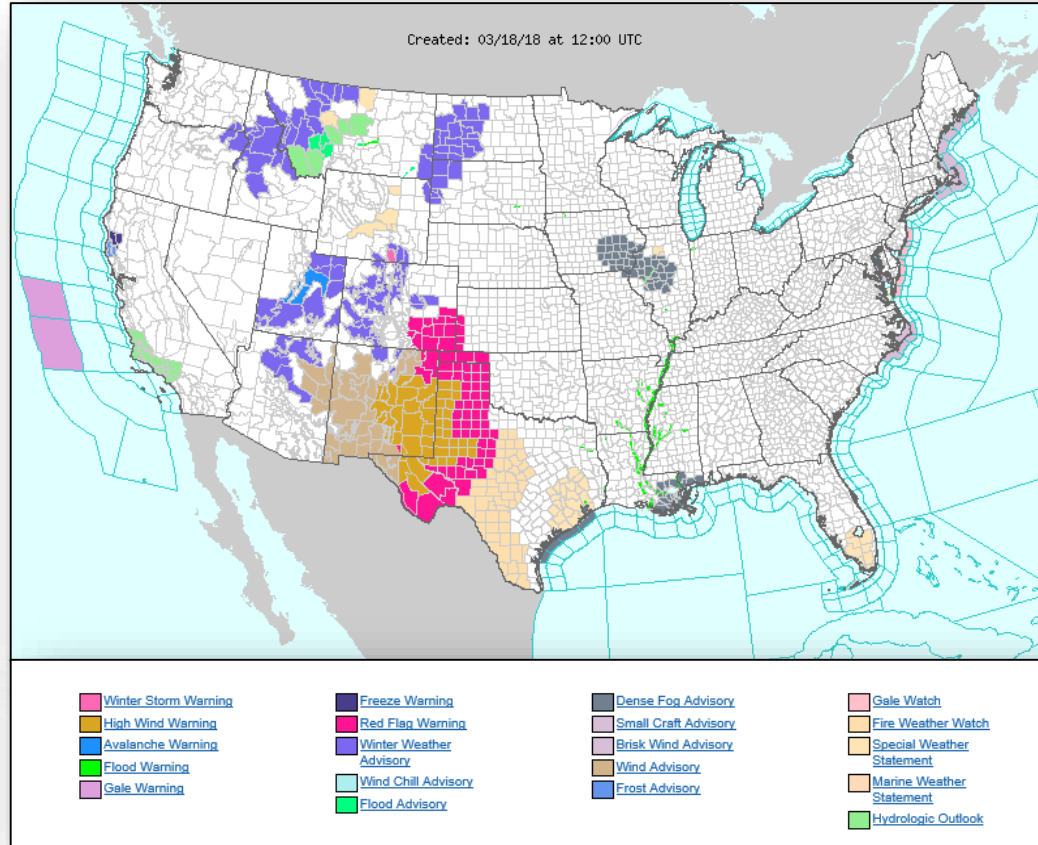


Tomorrow

Active Watches and Warnings



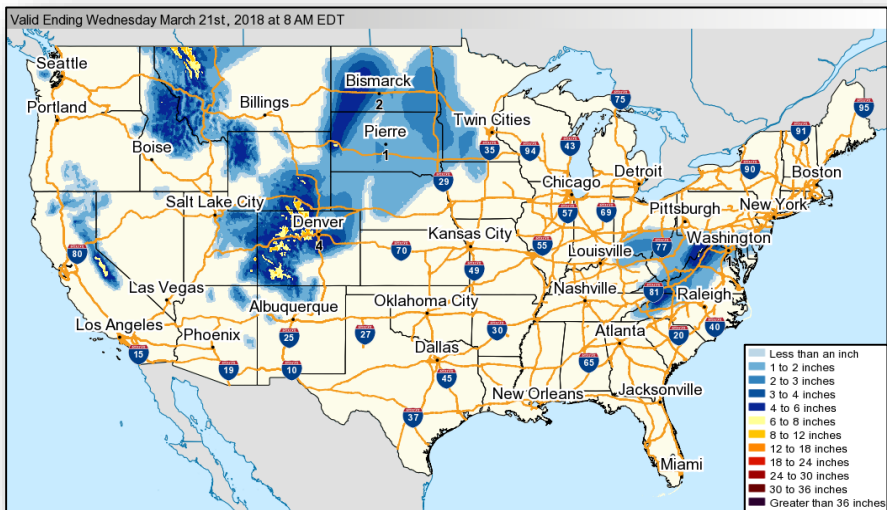
FEMA



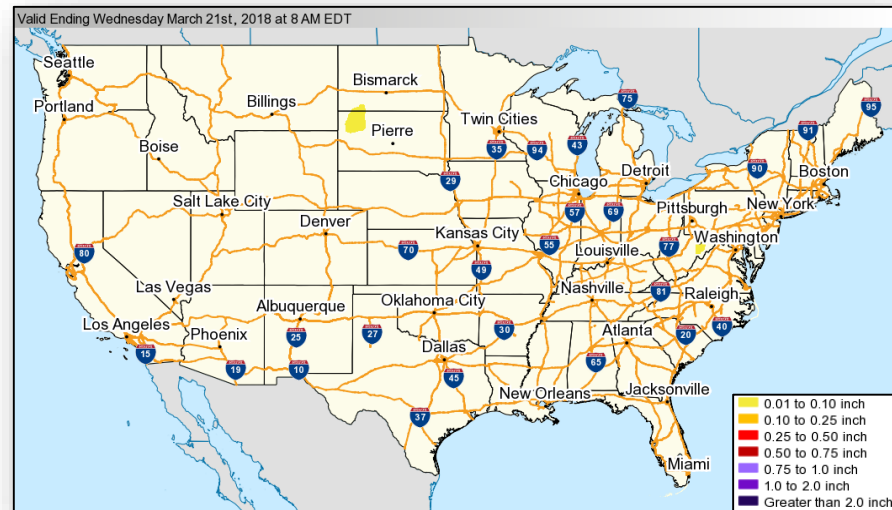
Winter Precipitation Outlook



FEMA



Forecast Snowfall

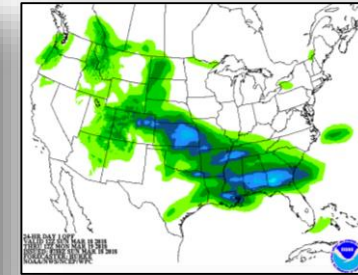
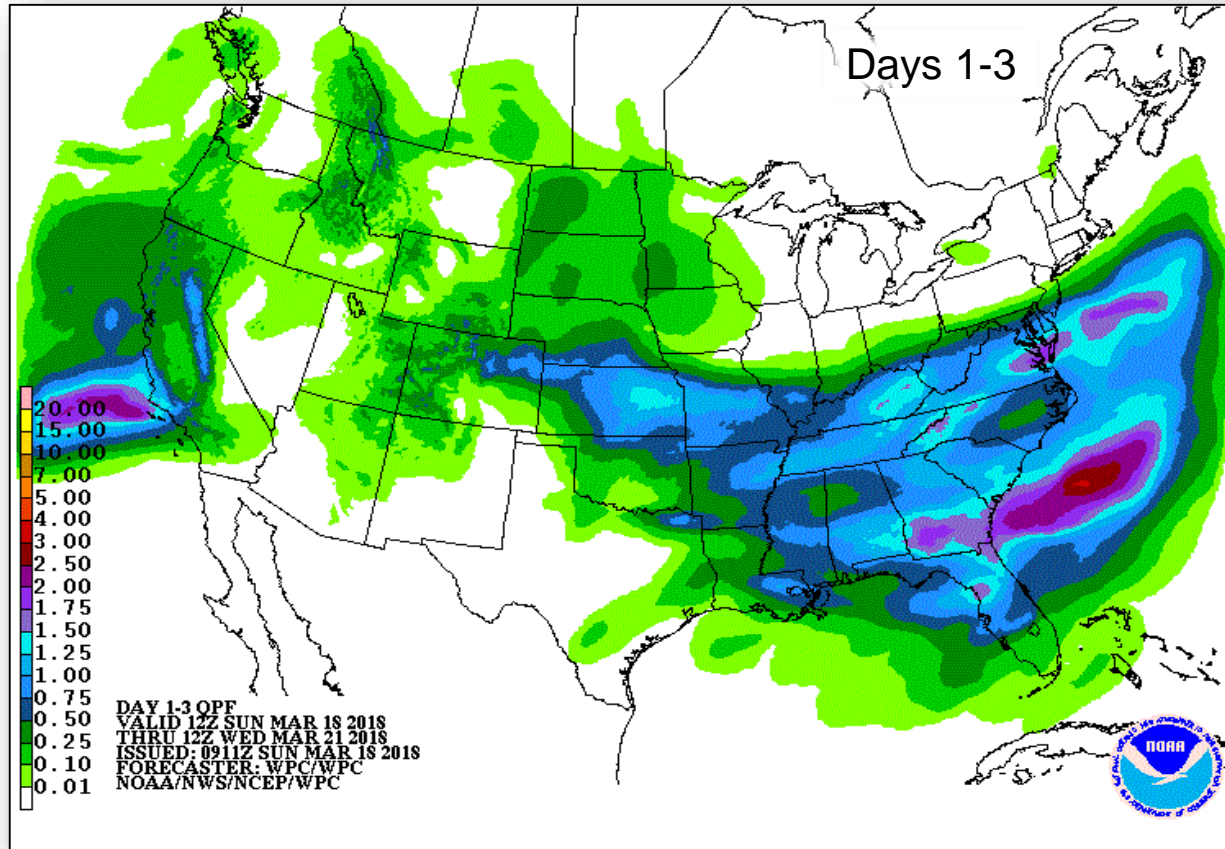


Forecast Ice Accumulation

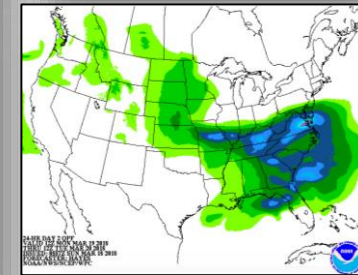
Precipitation Forecast



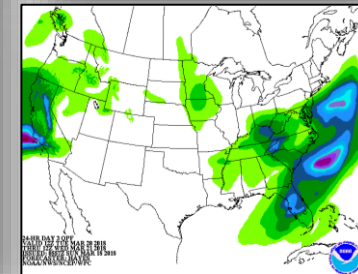
FEMA



Day 1



Day 2

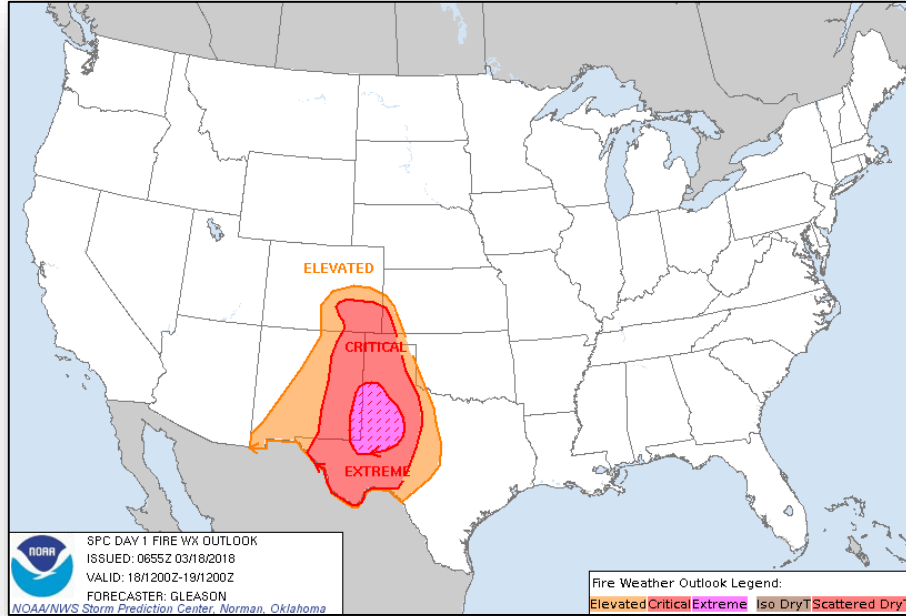


Day 3

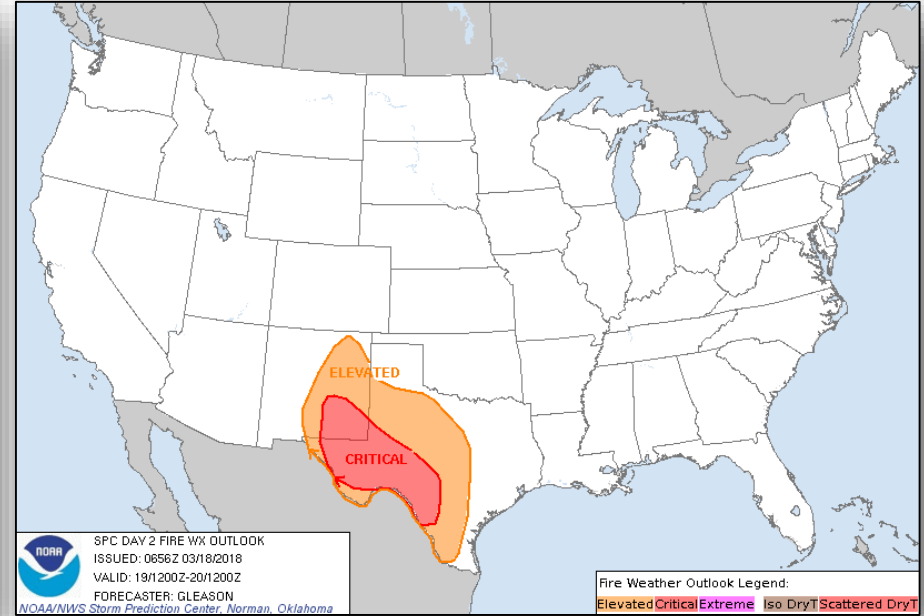
Fire Weather Outlook



FEMA



Today

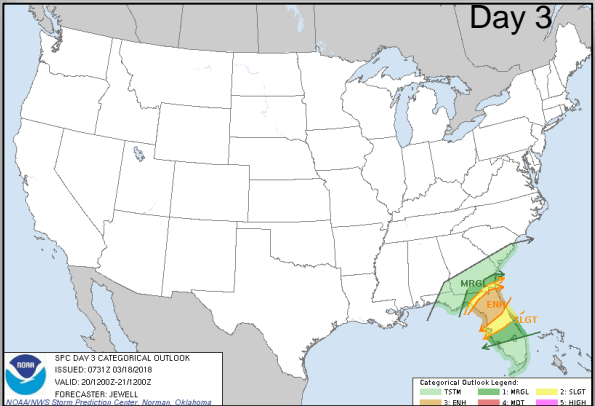
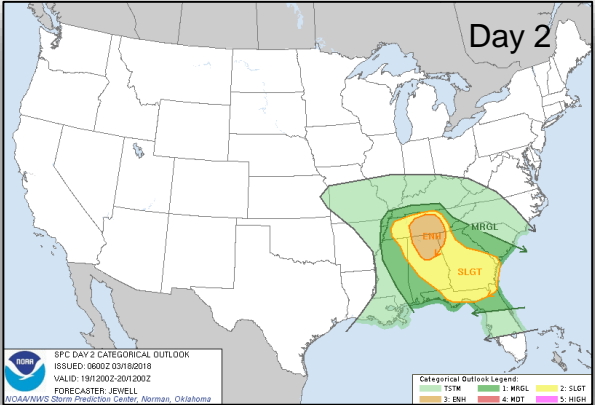
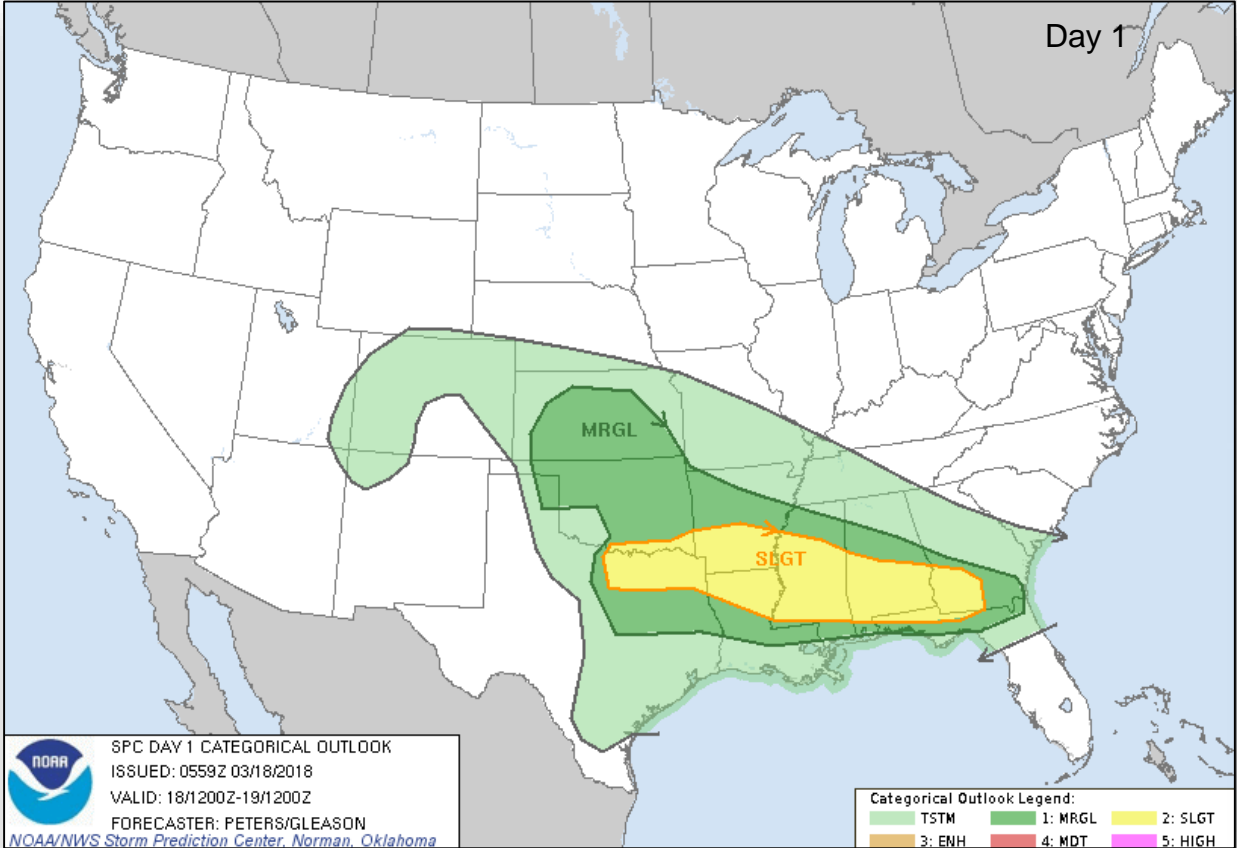


Tomorrow

Severe Weather Outlook



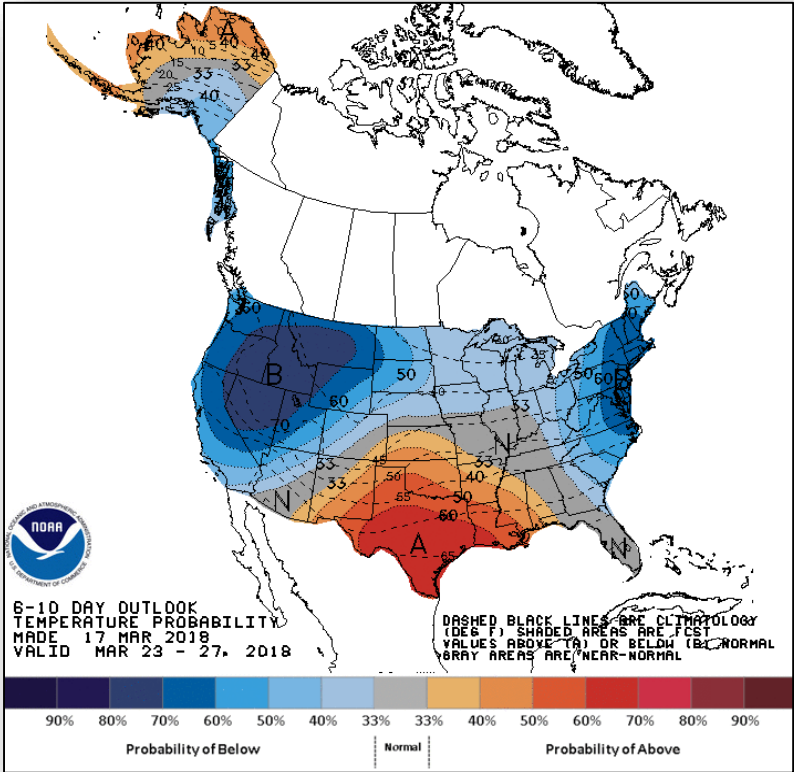
FEMA



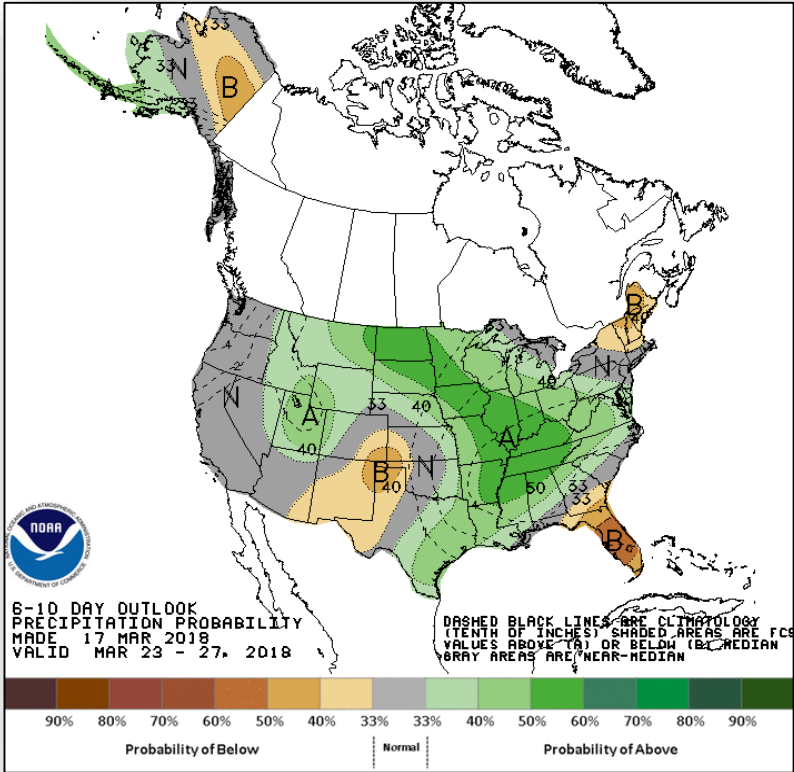
6-10 Day Outlooks



FEMA



6-10 Day Temperature Probability



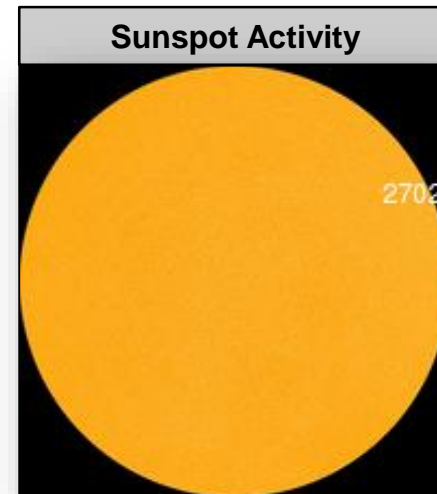

6-10 Day Precipitation Probability

Space Weather



FEMA

	Space Weather Activity	Geomagnetic Storms	Solar Radiation	Radio Blackouts
Past 24 Hours	None	None	None	None
Next 24 Hours	None	None	None	None
For further information on NOAA Space Weather Scales refer to http://www.swpc.noaa.gov/noaa-scales-explanation				



Disaster Amendments



FEMA

Amendment	Date Issued	Action
Amendment No. 6 to FEMA-4335-DR-VI	March 15, 2018	Authorizes a 60-day extension of the period of 100 percent Federal funding for debris removal and emergency protective measures, including direct Federal assistance.
Amendment No. 5 to FEMA-4340-DR-VI	March 15, 2018	Authorizes a 60-day extension of the period of 100 percent Federal funding for debris removal and emergency protective measures, including direct Federal assistance.

Joint Preliminary Damage Assessments



FEMA

Region	State / Location	Event	IA / PA	Number of Counties		Start – End
				Requested	Completed	
I	MA	Nor'easter March 2-4, 2018	IA	7	5	3/12 – TBD
			PA	9	0	3/15 – TBD
	NH	Coastal Storm and Flooding March 2-3, 2018	IA	0	0	N/A
			PA	1	0	3/15 – TBD
IV	KY	Flooding February 21, 2018	IA	6	0	3/19 – TBD
			PA	25	0	3/19 – TBD
V	OH	Severe Storms and Flooding February 14-25, 2018	IA	0	0	N/A
			PA	19	19	3/12 – 3/16
	IN	Flooding February 14 – March 4, 2018	IA	9	0	3/19 – TBD
			PA	36	0	3/19 – TBD
	IL	Severe Storms and Flooding February 18 – March 24, 2018	IA	3	0	3/19 – TBD
			PA	0	0	N/A

Disaster Requests & Declarations



FEMA

Declaration Requests in Process					Requests APPROVED (since last report)	Requests DENIED (since last report)
4	IA	PA	HM	Date Requested	0	0
AK – DR Severe Storm		X	X	January 25, 2018		
MT – (Appeal) Wildfires		X	X	January 26, 2018		
KY – DR Severe Storm, Flooding, Landslides & Mudslides		X	X	March 8, 2018		
WV – DR Severe Storm, Flooding, Landslides & Mudslides		X	X	March 16, 2018		

Readiness – Deployable Teams and Assets



FEMA

Resource	Force Strength	Available	Deployed	Other	Cadres with 25% or Less Availability
Total Workforce	12,111	3,909 32%	4,712	3,490	DI 17% (14/84); EHP 11% (37/352); HM 24% (241/998); IT 25% (157/628); LOG 24% (303/1,245); PA 12% (228/1,914); PLAN 25% (106/428); SAF 18% (12/67); SEC 11% (11/105)
National IMATs* (3 Teams)	East 1: East 2: West:	B-48 Charlie B-2			
Regional IMATs (> 6 Teams)	Assigned: Available: PMC / NMC: Deployed:	13 7 3 3			
US&R (> 66%)	Assigned: Available: PMC / NMC: Deployed:	28 28 0 0			
MERS (> 66%)	Assigned: Available: NMC: Deployed:	36 35 0 1			
FCO (≤ 1 Type I)	Assigned: Available: PMC / NMC: Deployed:	35 6 7 22			
FDRC (≥ 3)	Assigned: Available: PMC / NMC: Deployed:	14 5 1 8			

* B-2 Status: Assemble ≤ 2-hrs, On Site ≤ 18-hrs; B-48 Status: Assemble and deploy ≤ 48hrs; Charlie Status: No team assemble time requirement

FEMA Readiness – Activation Teams



FEMA

Resource	Status	Total	Status	Activated Team	Activation Level	Activation Times	Reason / Comments
NWC		5	Steady State				
NRCC		2	Available				
HLT		1	Available				
RWCs/MOCs		10	Steady State				
RRCCs		10	Available				

Backup Regions: VIII, V, & IV



FEMA

**FEMA's mission is helping people
before, during, and after disasters.**