

The Disaster Center is dedicated to the idea that disaster mitigation is cost effective and individuals pursuing their own interest are the greatest potential force for disaster reduction.

Please consider making a small donation to the Disaster Center



When disaster mitigation is cost effective, we are on the road to bringing disasters to an end.



FEMA

Daily Operations Briefing

Sunday, March 19, 2017

8:30 a.m. EDT

Significant Activity – Mar 18-19



FEMA

Significant Events: None

Significant Weather:

- Snow – Northern/Central Rockies
- Rain and snow – Northern Intermountain, Northern Rockies and Great Lakes
- Rain – Pacific Northwest to Northern Intermountain and northern CA; Northern Plains; Middle/Upper Mississippi Valley to Great Lakes; Mid-Atlantic
- Critical/Elevated fire weather areas - Central/Southern Plains and Southeast
- Red Flag Warnings – TX, OK, KS, NE, CO & WY
- Space Weather – Past 24 hours: none; next 24 hours: none

Tropical Activity: No activity affecting U.S. interests

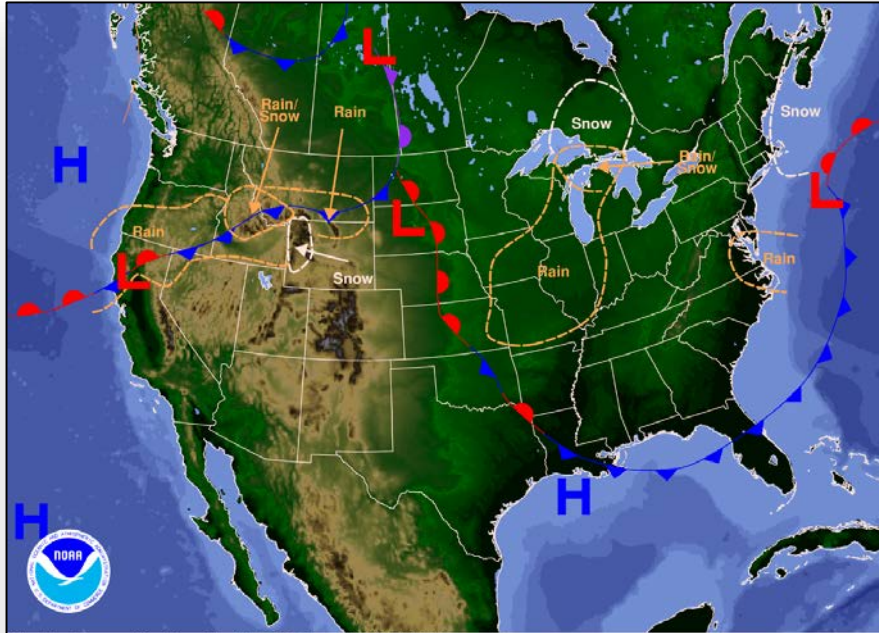
Earthquake Activity: No significant activity

Declaration Activity: None

National Weather Forecast

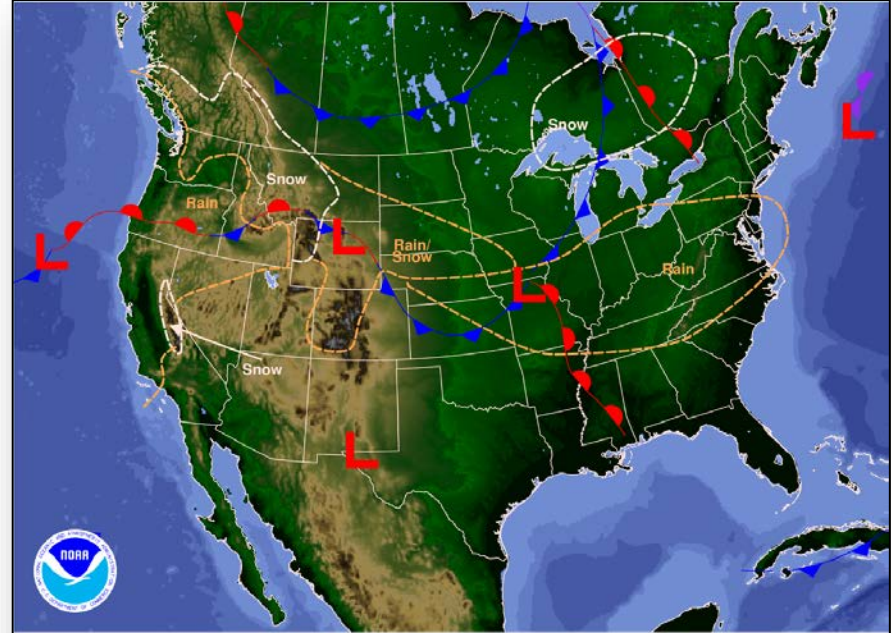


FEMA



Weather Forecast for Sun, Mar 19, 2017, issued 4:33 AM EDT
DOC/NOAA/NWS/NCEP/Weather Prediction Center
Prepared by Krekeler based on WPC, SPC and NHC forecasts

Today



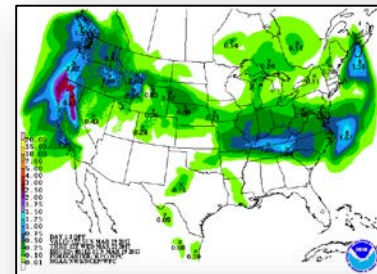
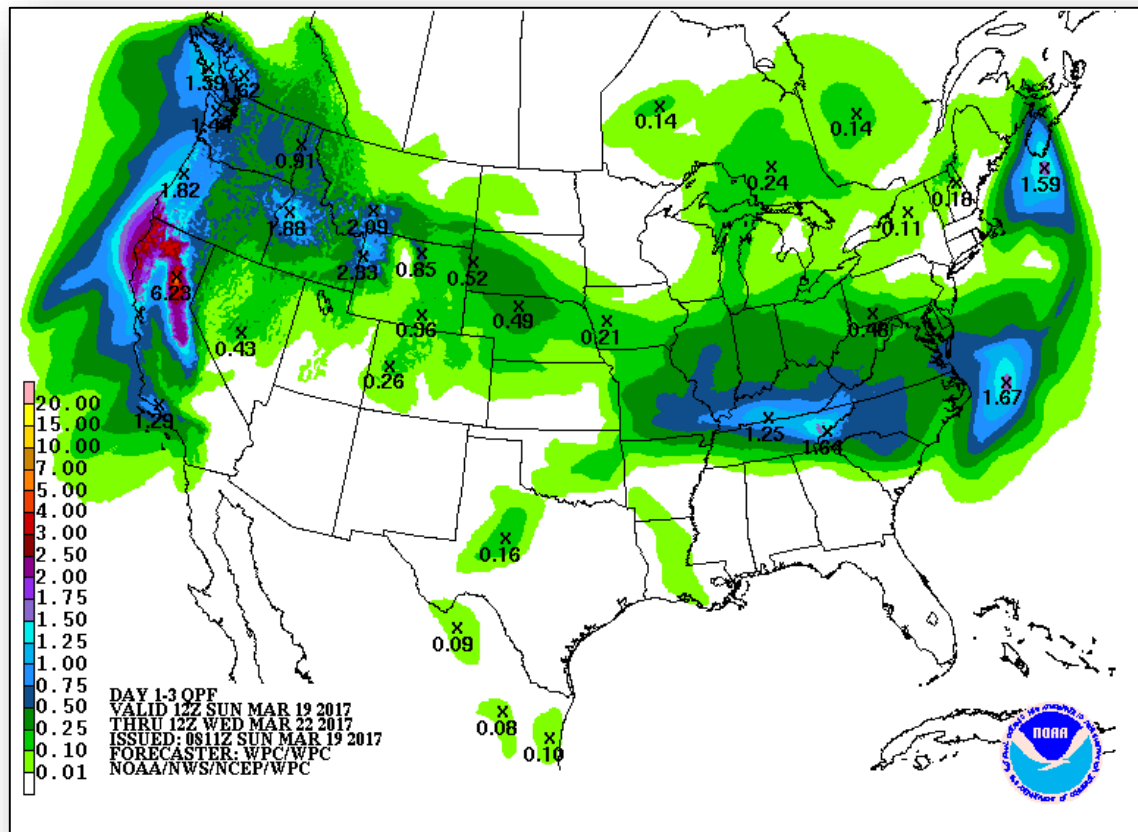
Weather Forecast for Mon, Mar 20, 2017, issued 4:46 AM EDT Sun, Mar 19, 2017
DOC/NOAA/NWS/NCEP/Weather Prediction Center
Prepared by Krekeler based on WPC, SPC and NHC forecasts

Tomorrow

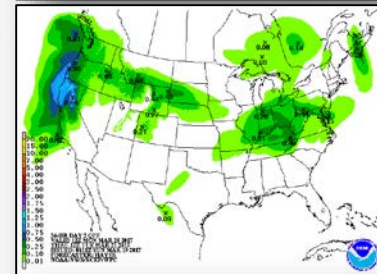
Precipitation Forecast – Days 1-3



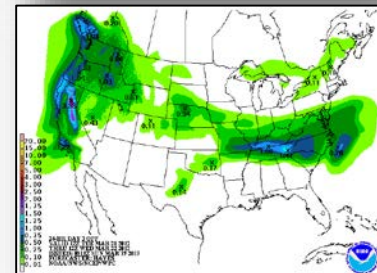
FEMA



Day 1



Day 2

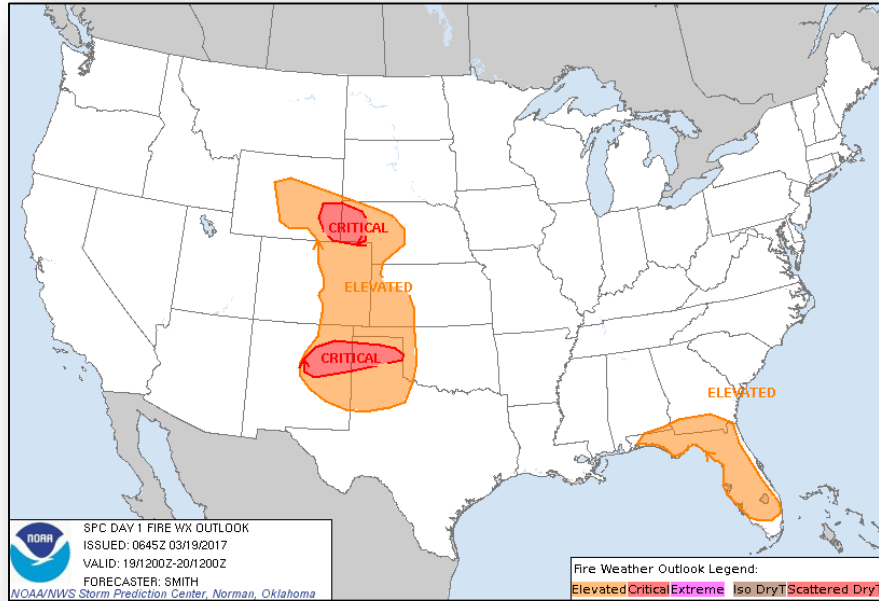


Day 3

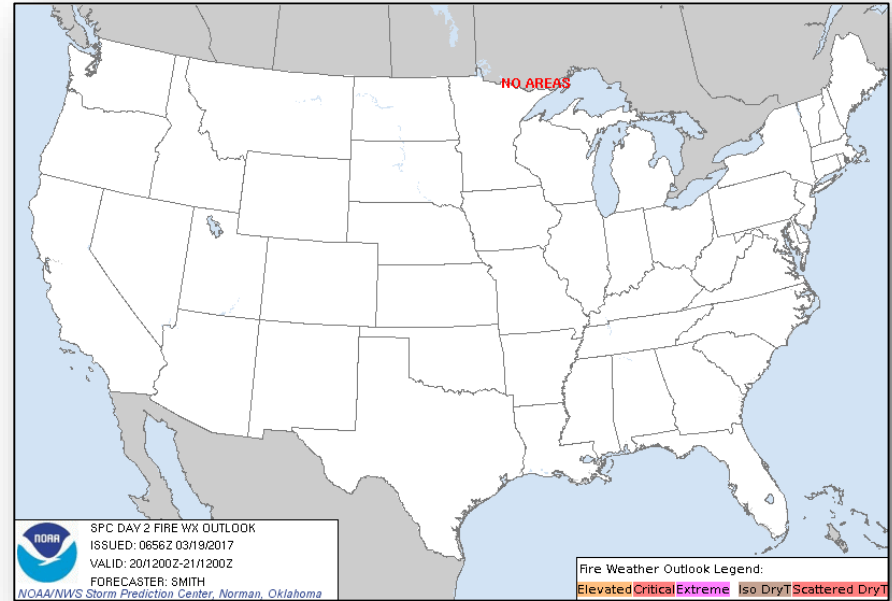
Fire Weather Outlook



FEMA



Day 1

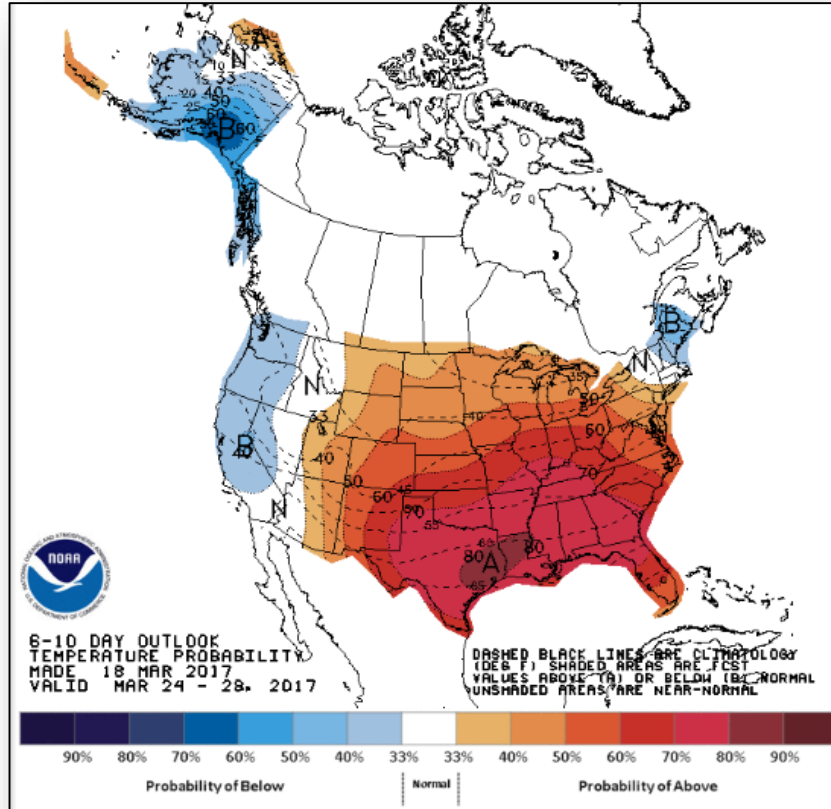


Day 2

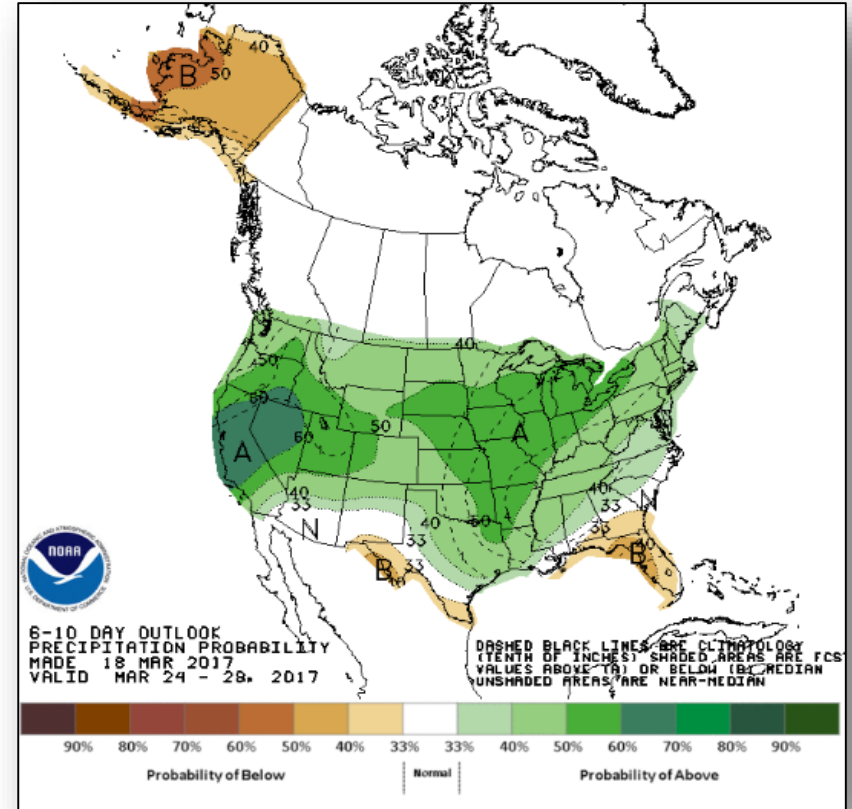
6-10 Day Outlooks



FEMA



6-10 Day Temperature Probability



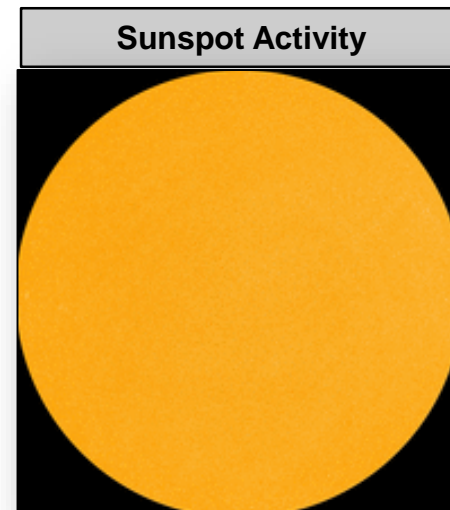

6-10 Day Precipitation Probability

Space Weather



FEMA

	Space Weather Activity	Geomagnetic Storms	Solar Radiation	Radio Blackouts
Past 24 Hours	None	None	None	None
Next 24 Hours	None	None	None	None
For further information on NOAA Space Weather Scales refer to http://www.swpc.noaa.gov/noaa-scales-explanation				



Joint Preliminary Damage Assessments



FEMA

Region	State / Location	Event	IA/PA	Number of Counties		Start – End
				Requested	Completed	
X	Idaho	Severe Winter Storms & Flooding February 6 – March 3, 2017	IA	0	0	N/A
			PA	11	0	3/13 – TBD
	Washington	Winter Storms, Flooding, Landslides & Mudslides January 2 – February 22, 2017	IA	0	0	N/A
			PA	19	0	3/20 – TBD

Disaster Requests & Declarations



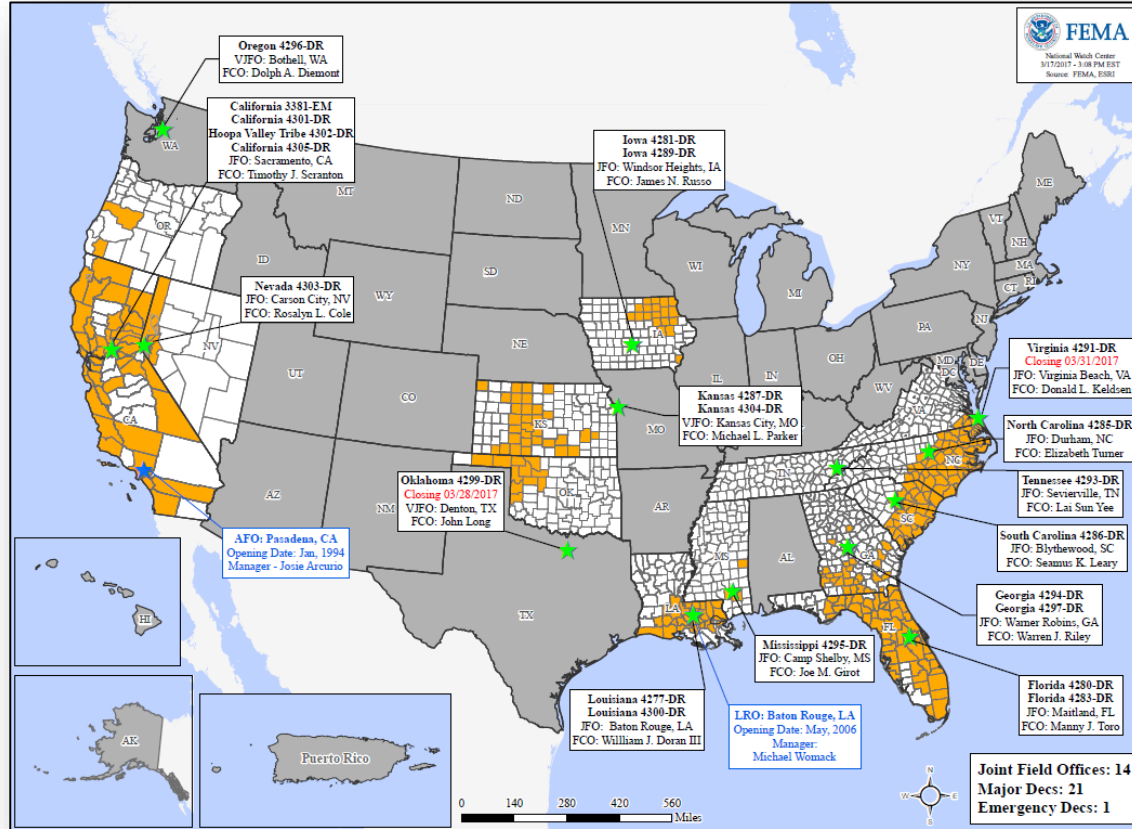
FEMA

Declaration Requests in Process		Requests APPROVED (since last report)	Requests DENIED (since last report)
4	Date Requested	0	0
ID – DR Severe Winter Storm	February 28, 2017		
NV – DR Severe Winter Storms, Straight-line Winds, Flooding and Mudslides	March 8, 2017		
WY – DR Severe Winter Storm	March 9, 2017		
OR – DR Severe Winter Storms, Flooding, Landslides, and Mudslides	March 9, 2017		

Open Field Offices



FEMA



Readiness – Deployable Teams and Assets



FEMA

Resource	Force Strength	Available		Deployed	Other	Cadres with less than 25% availability
Total Workforce	10,175	5,762	62%	3,086	1,327	Field Leadership

Resource	Status	Total	FMC Available	Partially Available	Not Available	Detailed, Deployed, Activated	Comments	Status Criteria																				
National IMAT		3	3	0	0	0	East-2 – Primary (March)	Green: >3 Teams Available Yellow: 1 - 2 Teams Available Red: 0 Teams Available <i>N-IMAT red if 50% of Section Chiefs or Team Leader unavailable for deployment</i>																				
Regional IMAT		13	10	0	0	3	Deployed: Region II to Herndon, VA (Training thru 3/22) FMC Region IV-2 to MS (DR-4295) Region IX-1 to NV (DR-4303) Region IX-2 to CA (EM-3381)	Green > 6 Teams Available Yellow: 4 - 6 Teams Available Red: 0 - 4 Teams Available <i>R-IMAT also red if TL or Ops / Log Chief is unavailable & has no qualified replacement</i>																				
FCO		36	8	0	5	23		OCD Readiness <table><tr><th>FCO</th><th>Green</th><th>Yellow</th><th>Red</th></tr><tr><td>Type 1</td><td>3+</td><td>2</td><td>1</td></tr><tr><td>Type 2</td><td>4+</td><td>3</td><td>2</td></tr><tr><td>Type 3</td><td>4+</td><td>3</td><td>2</td></tr><tr><td>FDRC</td><td>3</td><td>2</td><td>1</td></tr></table>	FCO	Green	Yellow	Red	Type 1	3+	2	1	Type 2	4+	3	2	Type 3	4+	3	2	FDRC	3	2	1
FCO	Green	Yellow	Red																									
Type 1	3+	2	1																									
Type 2	4+	3	2																									
Type 3	4+	3	2																									
FDRC	3	2	1																									
FDRC		11	5	0	3	3		<table><tr><td>Type 2</td><td>4+</td><td>3</td><td>2</td></tr><tr><td>Type 3</td><td>4+</td><td>3</td><td>2</td></tr><tr><td>FDRC</td><td>3</td><td>2</td><td>1</td></tr></table>	Type 2	4+	3	2	Type 3	4+	3	2	FDRC	3	2	1								
Type 2	4+	3	2																									
Type 3	4+	3	2																									
FDRC	3	2	1																									
US&R		28	27	0	0	1	NV-TF1 deployed to Reno, NV (flooding)	Green: >66% Available Yellow: 33% - 66% Available Red: <33% Available																				
MERS		36	30	0	6	0		Green: >66% Available Yellow: 33% - 66% Available Red: <33% Available																				

Readiness – Activation Teams



Resource	Status	Total	Status	Activated Team	Activation Level	Activation Times	Reason/Comments
NWC		5	Not Activated				
NRCC		2	Not Activated				
HLT		1	Not Activated				Deactivated for the season
RWCs/MOCs		10	Not Activated				
RRCCs		10	Not Activated				

Back-up Regions (March 13-19): **V, VII & VIII**



FEMA

FEMA's mission is to support our citizens and first responders to ensure that as a nation we work together to build, sustain, and improve our capability to prepare for, protect against, respond to, recover from, and mitigate all hazards.