

The Disaster Center is dedicated to the idea that disaster mitigation is cost effective and individuals pursuing their own interest are the greatest potential force for disaster reduction.

Please consider making a small donation to the Disaster Center



When disaster mitigation is cost effective, we are on the road to bringing disasters to an end.



FEMA

Daily Operations Briefing

Monday, March 2, 2015

8:30 a.m. EST

Significant Activity: Mar 1 – 2



Significant Events: None

Significant Weather:

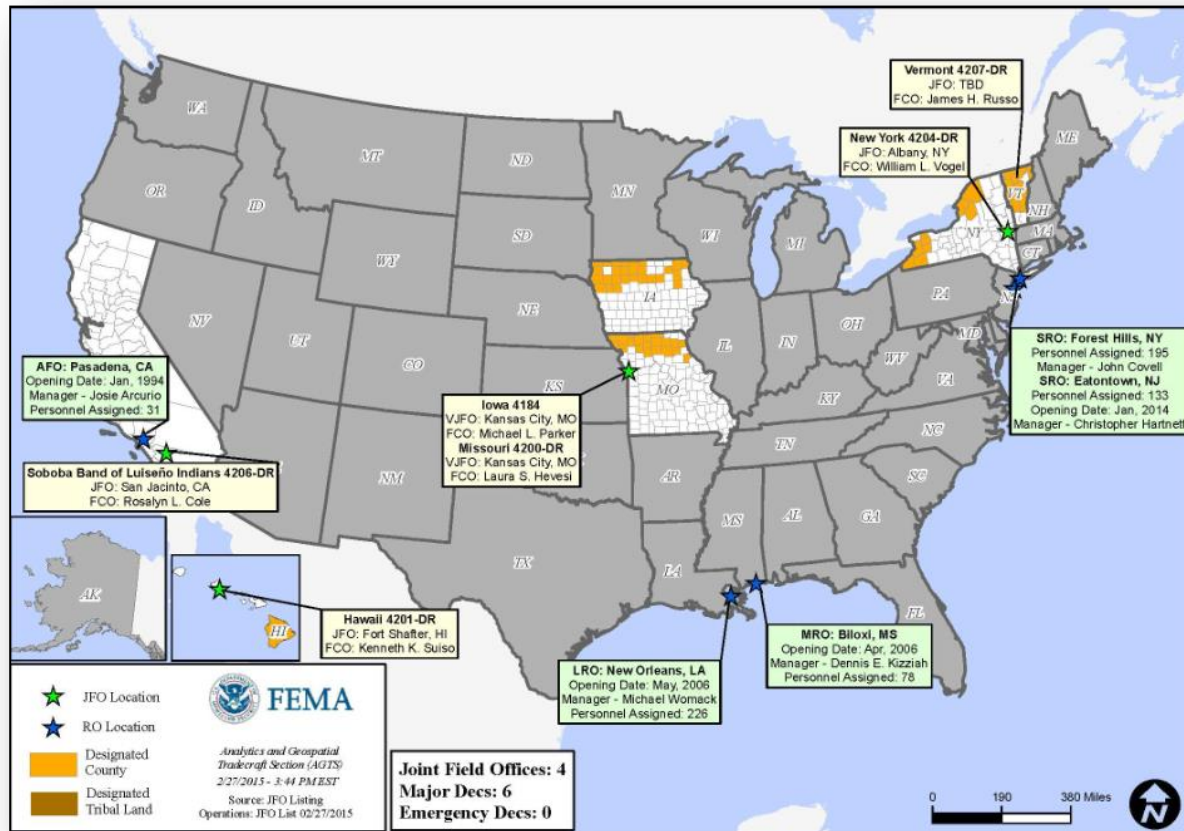
- Heavy Snow – Parts of the Southwest to Central Rockies and Northeast
- Snow possible – California/Northern Intermountain to Great Lakes; Central Appalachians; Northeast
- Freezing rain – Upper/Middle Mississippi valleys & Great Lakes/Ohio Valley
- Flash Flooding possible – Portions of Arizona
- Elevated Fire Weather/Red Flag Warnings: none
- Space Weather: Past 24 hours : Minor/G1 geomagnetic storms/R1 radio blackouts occurred; Next 24 hours: Minor/G1 Geomagnetic storms expected

Tropical Activity: No significant activity

FEMA Readiness: None

Disaster Activity: None

Open Field Offices as of March 2



Disaster Requests & Declarations



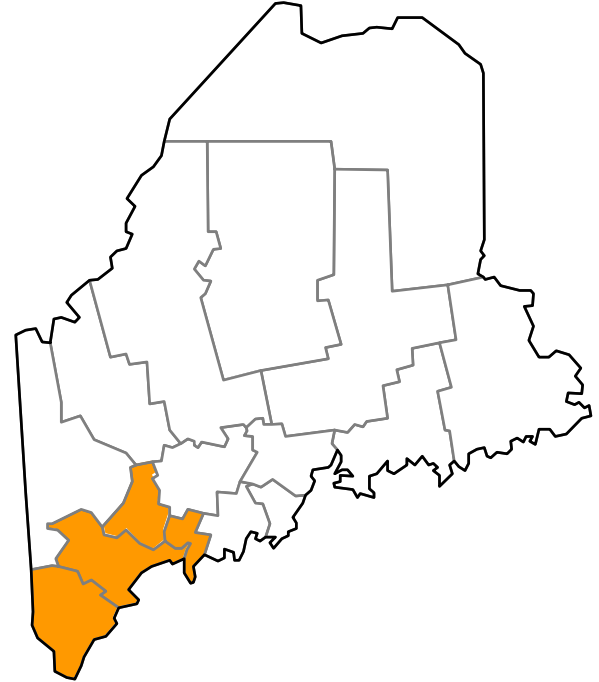
Declaration Requests in Process		Requests APPROVED (since last report)	Requests DENIED (since last report)
1	Date Requested	0	0
Maine – DR Severe Winter Storm, Snowstorm and Flooding	February 27, 2015		

Major Disaster Declaration Request – ME



February 27, 2015

- Request for Major Disaster Declaration for State of Maine
- For severe winter storm, snowstorm and flooding that occurred January 26 - 28, 2015
- Requesting
 - Public Assistance and snow assistance for 4 counties
 - Hazard Mitigation statewide



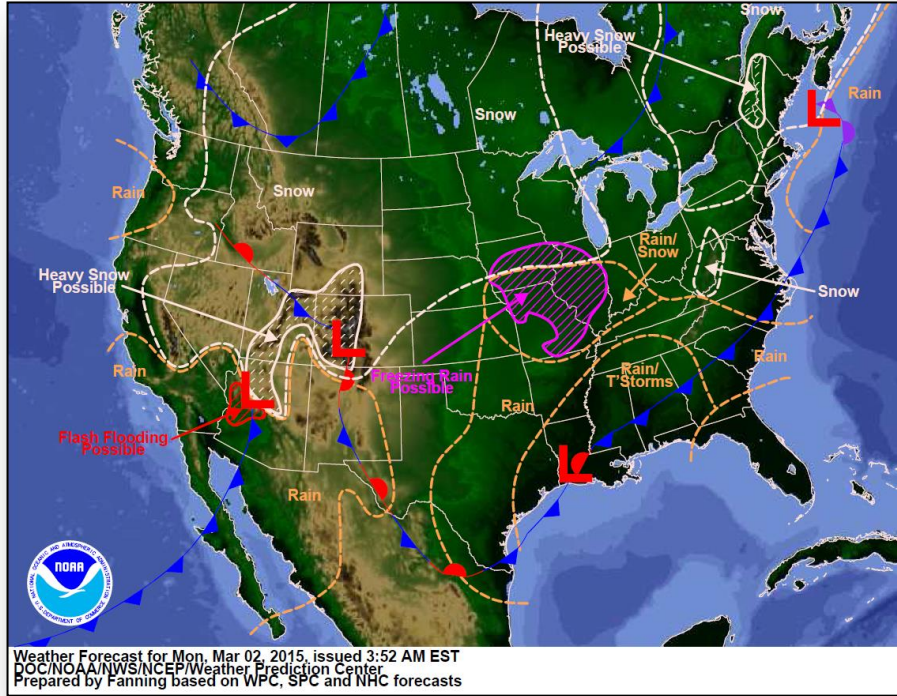
■ Requested Counties

Joint Preliminary Damage Assessments

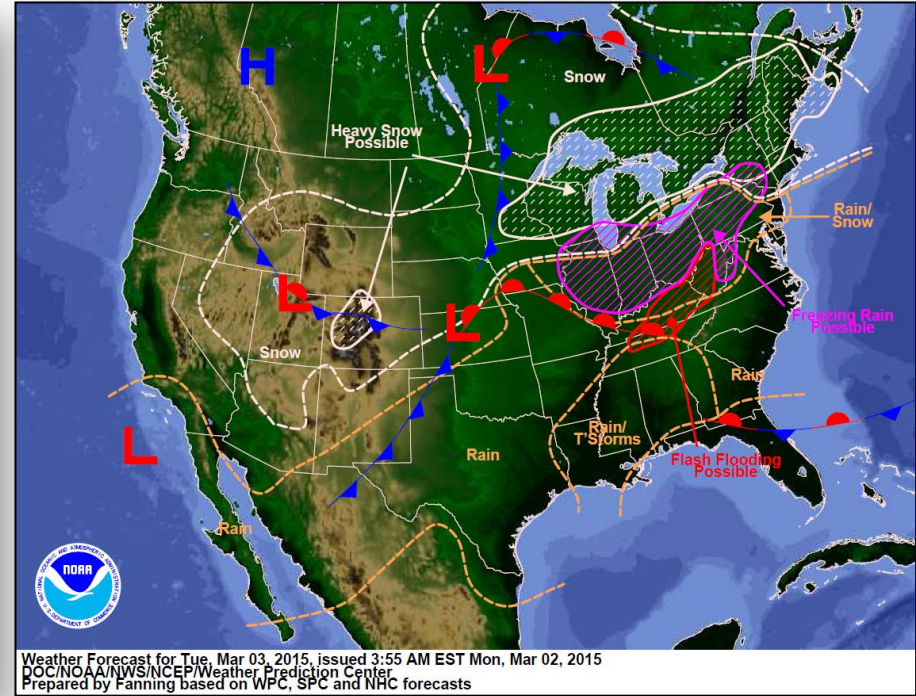


Region	State / Location	Event	IA/PA	Number of Counties		Start – End
				Requested	Complete	
I	RI	January Blizzard January 25, 2015	PA	5	0	02/11 – TBD
I	CT	January Blizzard January 25, 2015	PA	4	0	02/24 – TBD
I	MA	January Blizzard January 25, 2015	PA	10	10	02/17 – 2/26
I	NH	January Blizzard January 25, 2015	PA	3	3	02/09 – 2/26
I	ME	January Blizzard January 25, 2015	PA	3	3	02/19 – 02/27

National Weather Forecast

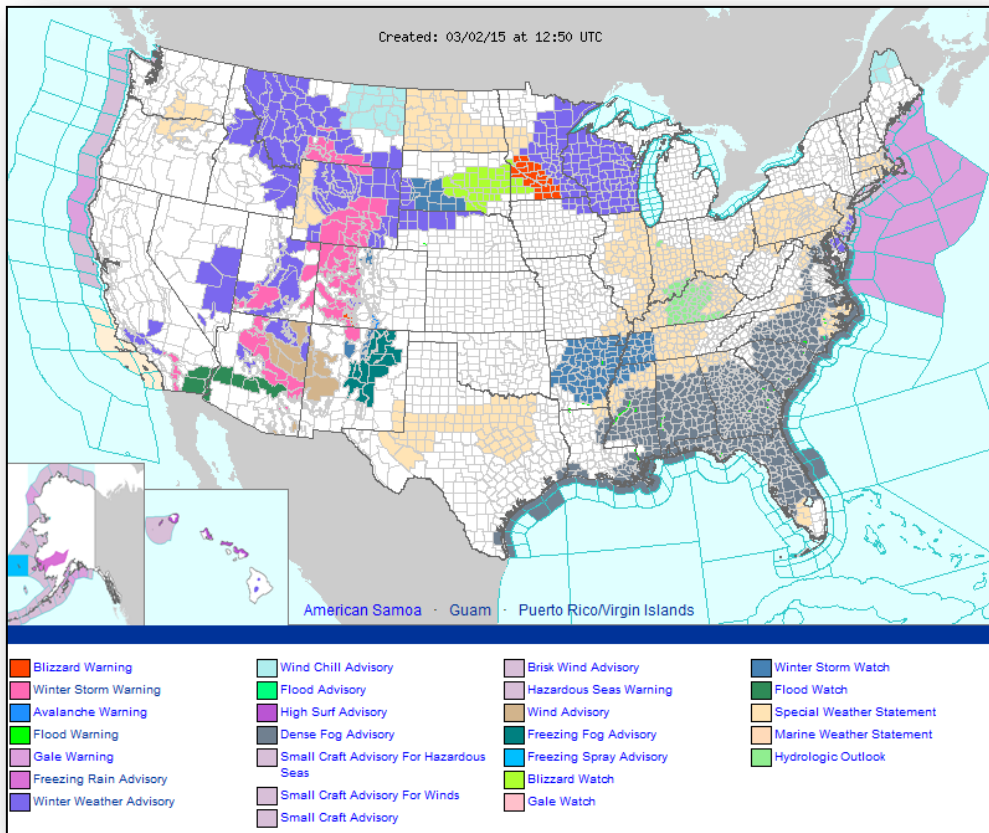


Today

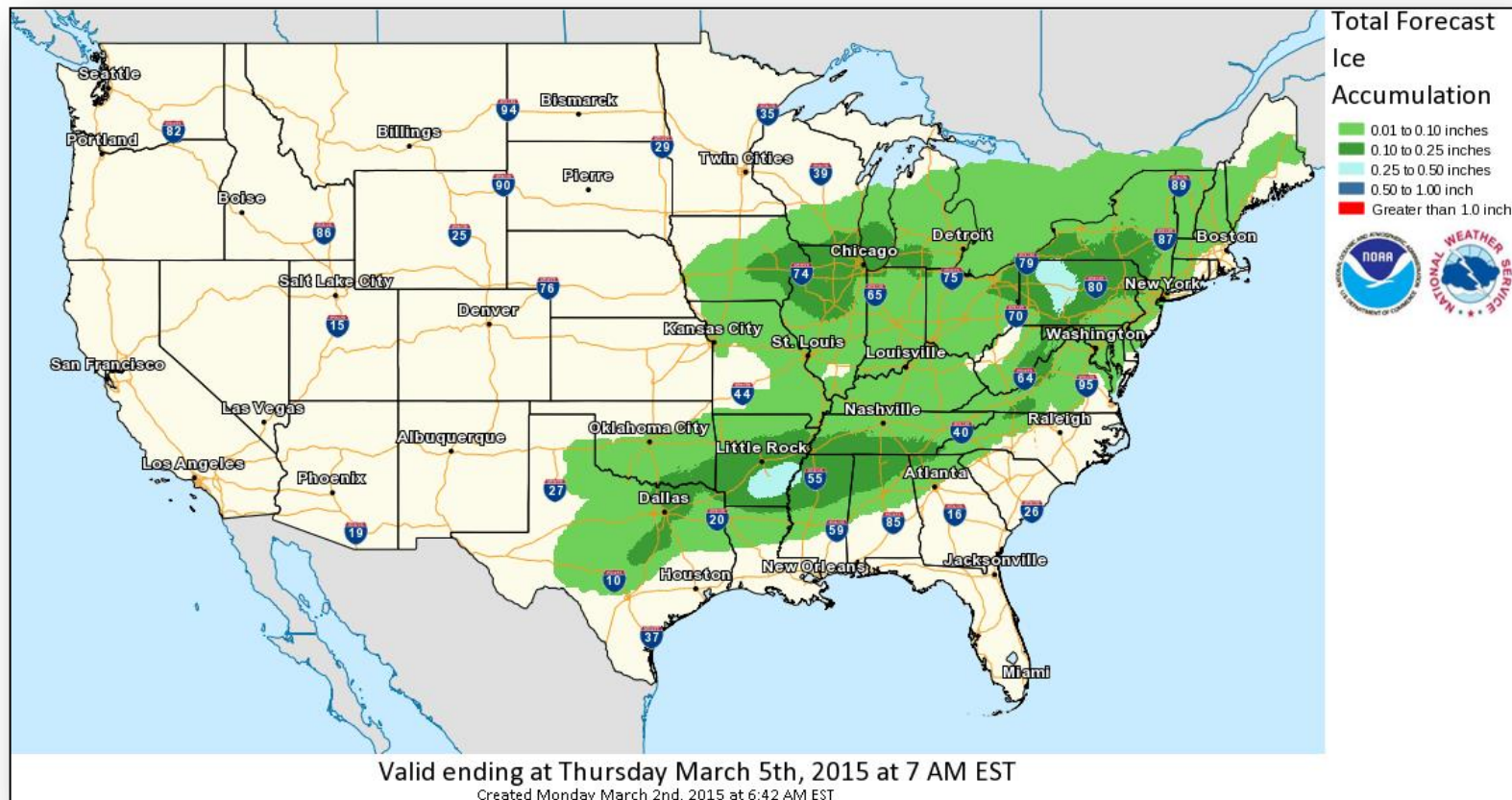


Tomorrow

Active Watches/Warnings



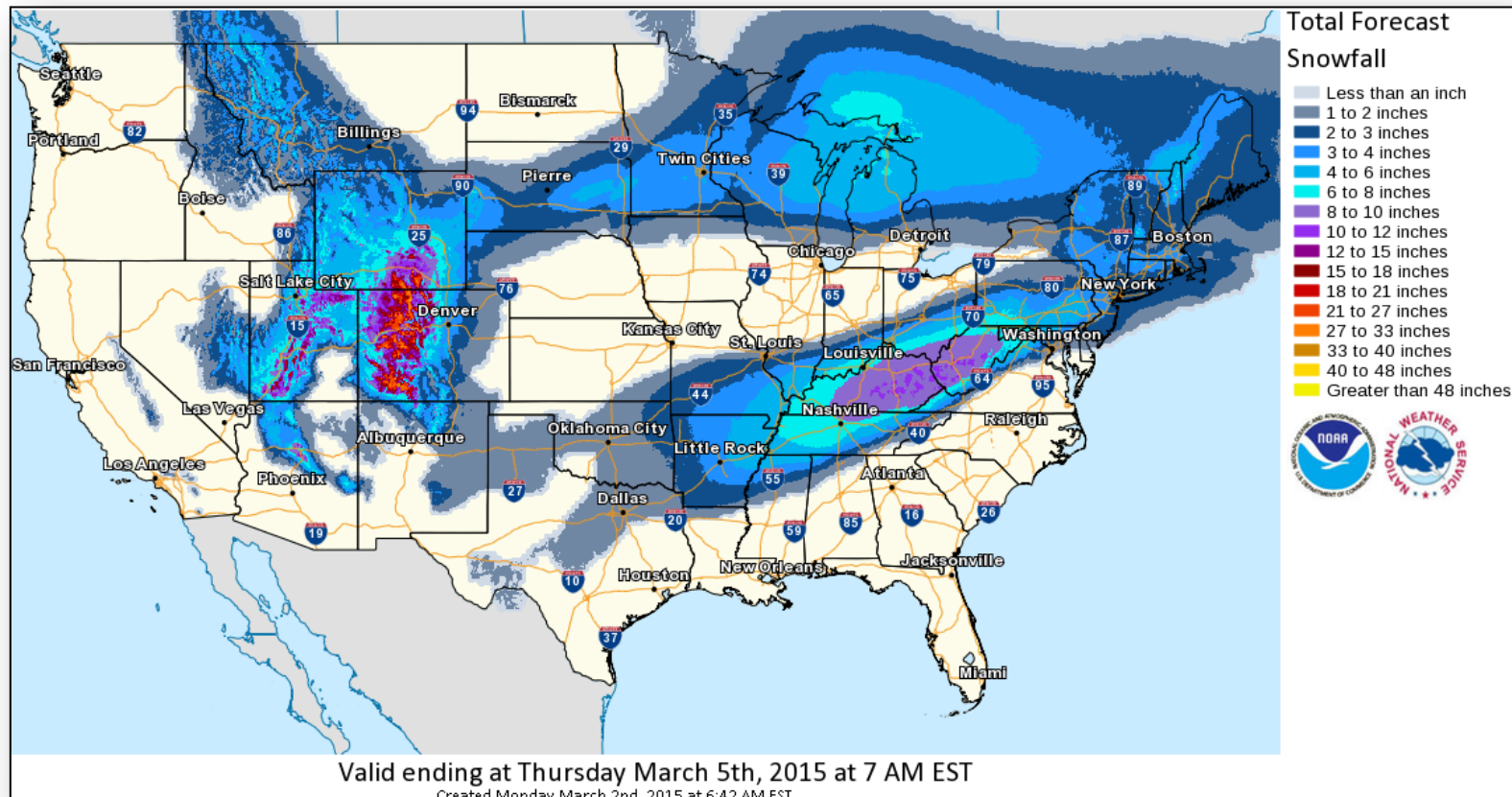
Total Forecast Ice



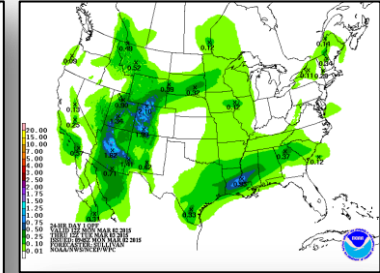
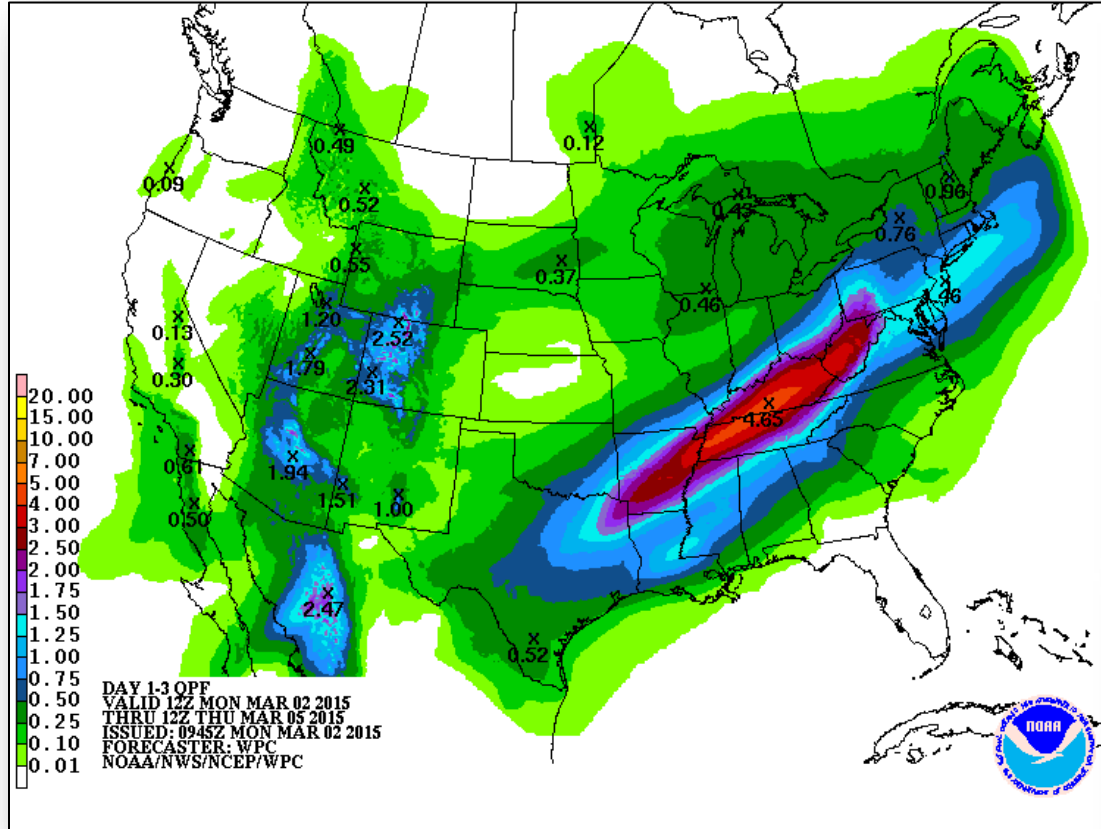
Total Forecast Snowfall



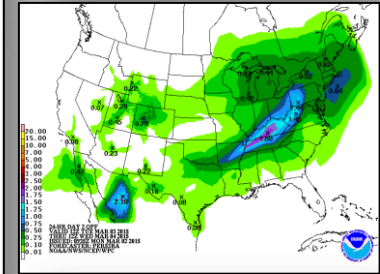
FEMA



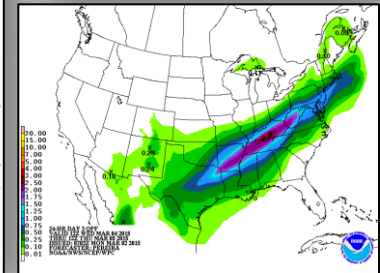
Precipitation Forecast 1 – 3 Day



Day 1



Day 2



Day 3

River Forecast



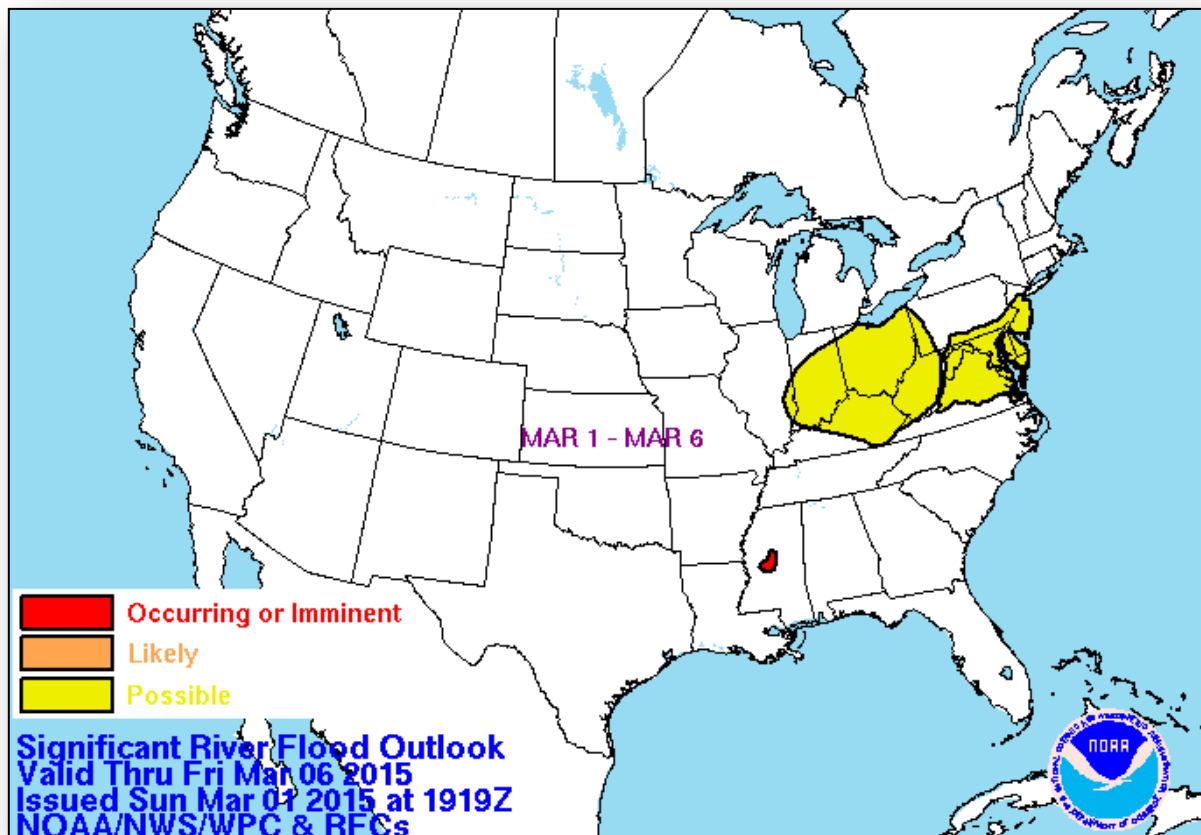
FEMA



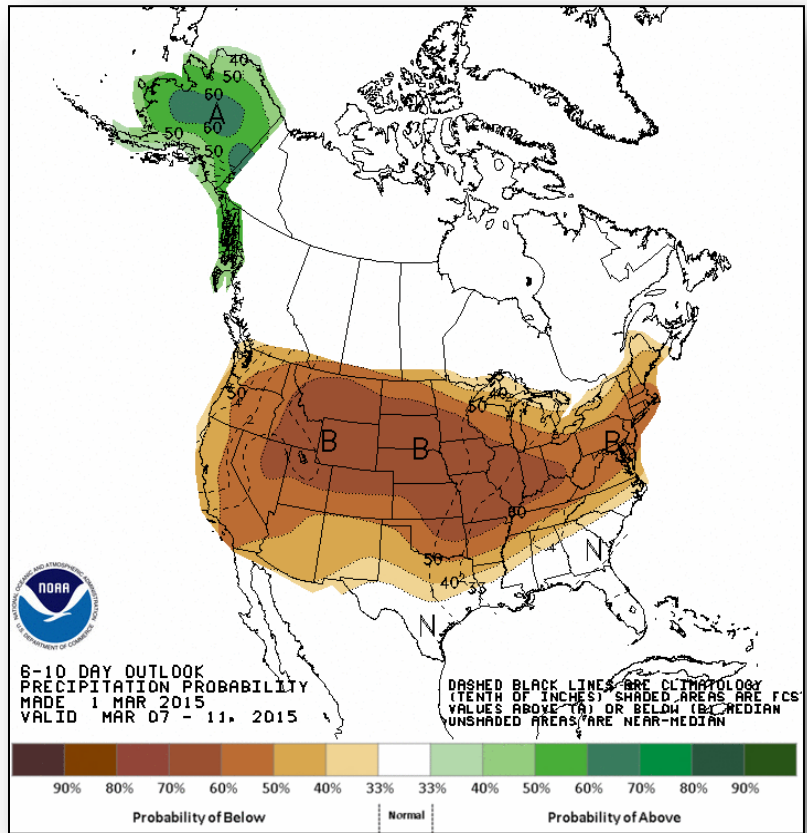
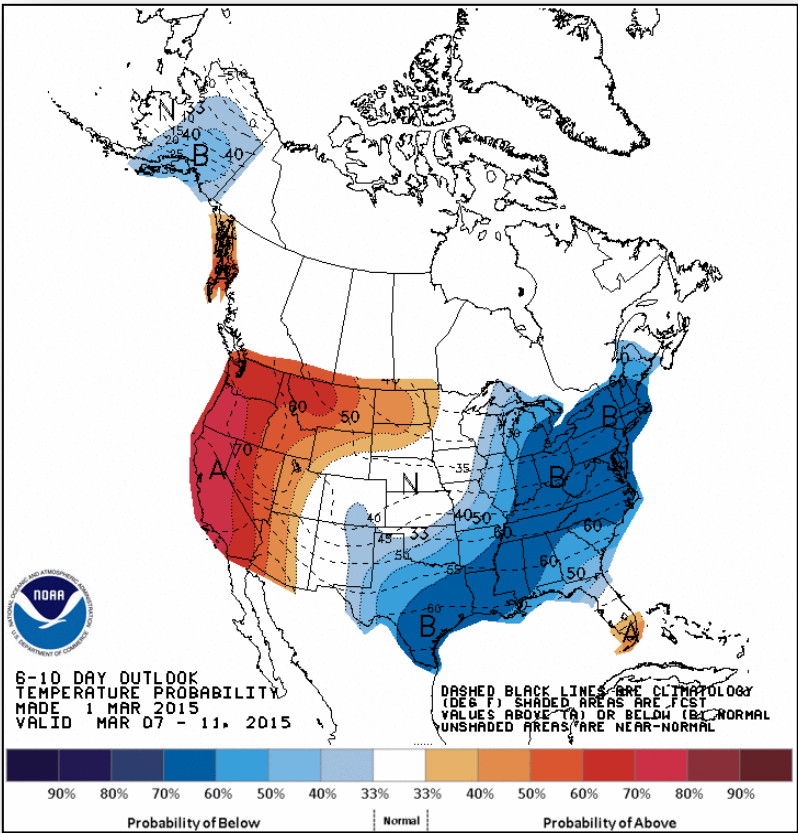
Significant River Flood Outlook



FEMA



CPC 6-10 Day Temp & Precipitation Outlook

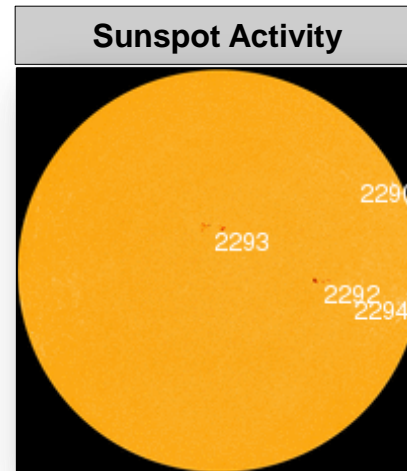
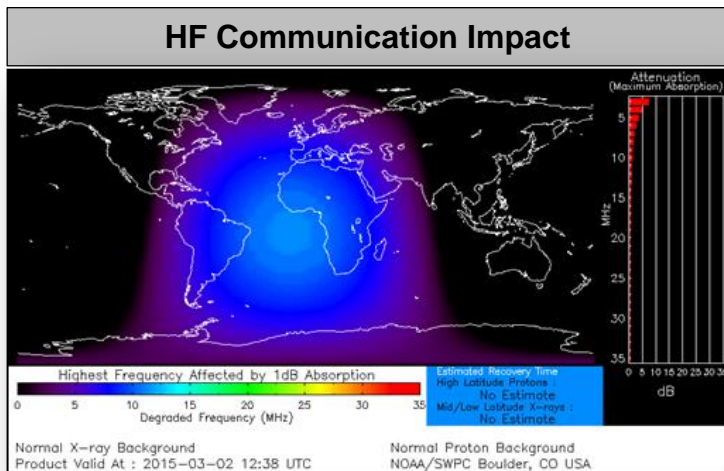


Space Weather



FEMA

NOAA Scales Activity (Range: 1/minor to 5/extreme)	Past 24 Hours	Current	Next 24 Hours
Space Weather Activity:	Minor	None	Minor
• Geomagnetic Storms	G1	None	G1
• Solar Radiation Storms	None	None	None
• Radio Blackouts	R1	None	None



FEMA Readiness – Deployable Teams /Assets



Deployable Teams/Assets									
Resource	Status	Total	FMC Available		Partially Available	Not Available	Detailed, Deployed, Activated	Comments	Rating Criterion
FCO		37	22	60%	0	1	14	2 – FCOs returned to available	OFDC Readiness: FCO Green Yellow Red Type 1 3+ 2 1 Type 2 4+ 3 2 Type 3 4 3 2 FDRC 3 2 1
FDRC		10	10	100%	0	0	0		
US&R		28	27	96%	0	1	0	NM-TF1 (Red – Personnel shortages)	<ul style="list-style-type: none"> • Green = Available/FMC • Yellow = Available/PMC • Red = Out-of-Service • Blue = Assigned/Deployed
National IMAT		3	1	33%	0	0	2	IMAT East 1 – Deployed to FEMA HQ IMAT East 2 – Deployed to GA	<ul style="list-style-type: none"> • Green: 3 avail • Yellow: 1-2 avail • Red: 0 avail (<i>Individual N-IMAT red if 50% of Section Chiefs and/or Team Leader is unavailable for deployment.</i>)
Regional IMAT		13	10	77%	0	3	0	<u>Not Mission Capable (NMC):</u> <ul style="list-style-type: none"> • Regions IV-3, VI-1 & IX-1 RIX-2 Returned from FEMA-4193-DR-CA	<ul style="list-style-type: none"> • Green: 7 or more avail • Yellow: 4 - 6 teams available • Red: > 8 teams deployed/unavailable <i>R-IMAT also red if TL Ops/Log Chief is unavailable and has no qualified replacement</i>
MCOV		60	58	97%	0	2	0		<ul style="list-style-type: none"> • Green = 80 – 100% avail • Yellow = 60 – 79% avail • Red = 59% or below avail • Readiness remains 95%

FEMA Readiness – National/Regional Teams



National/Regional Teams									
Resource	Status	Total	FMC Available		Partially Available	Not Available	Deployed/ Activated	Comments	Rating Criterion
NWC		5	5	100%	0	0	Activated	Enhanced Watch (day shift only)	<div>• Green = FMC</div> <div>• Yellow = PMC</div> <div>• Red = NMC</div>
NRCC		2	344	89%	0	44	Not Activated		
HLT		1	N/A	N/A	0	0	Not Activated		
DEST							Not Activated		
RRCCs		10	10	100%	0	0	Not Activated		
RWCs/MOCs		10	10	100%	0	0	Not Activated		



FEMA

FEMA's mission is to support our citizens and first responders to ensure that as a nation we work together to build, sustain, and improve our capability to prepare for, protect against, respond to, recover from, and mitigate all hazards.