

The Disaster Center is dedicated to the idea that disaster mitigation is cost effective and individuals pursuing their own interest are the greatest potential force for disaster reduction.

Please consider making a small donation to the Disaster Center



When disaster mitigation is cost effective, we are on the road to bringing disasters to an end.



FEMA

Daily Operations Briefing

Saturday, March 21, 2015

8:30 a.m. EDT

Significant Activity: Mar 20 – 21



Significant Events: None

Significant Weather:

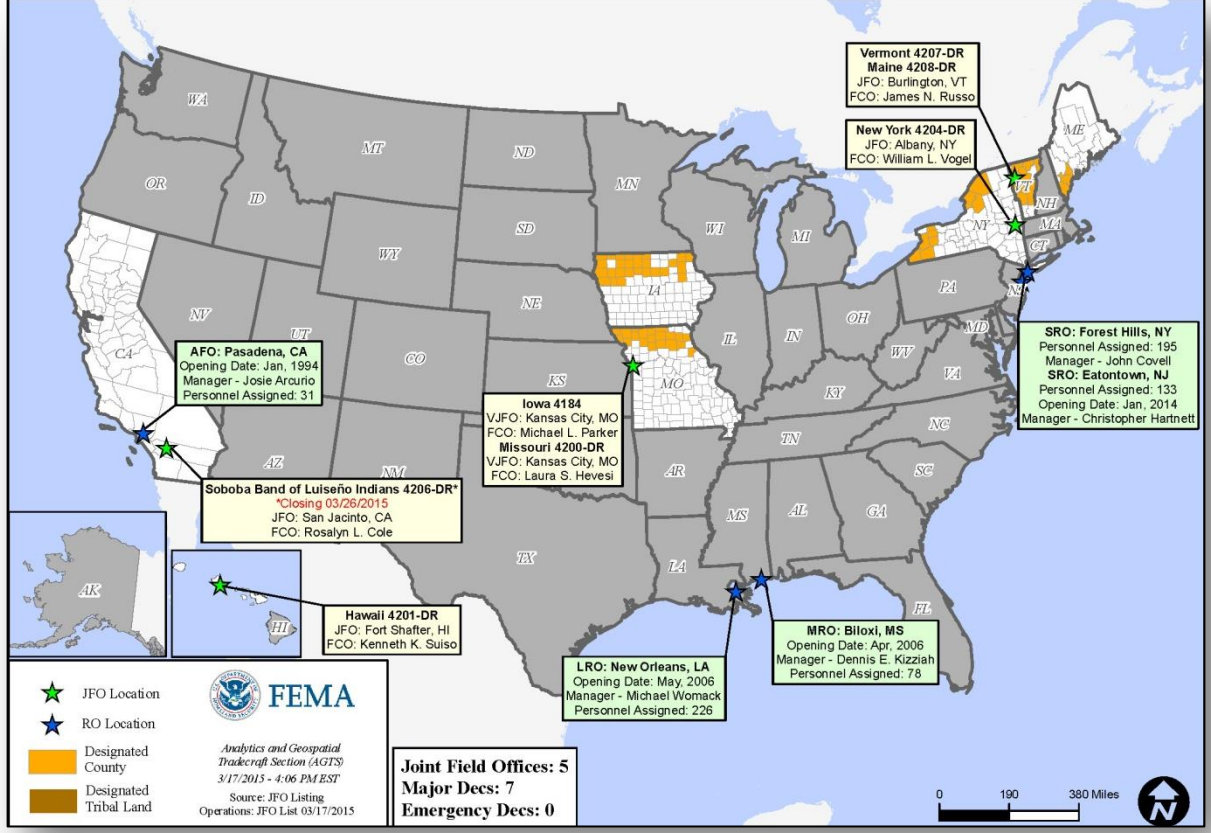
- Flash flooding possible – Southern Plains to Lower Mississippi Valley
- Snow – Northern Plains & Northeast
- Rain & snow – Parts of Northern Plains & Great Lakes to the Northeast
- Freezing rain possible – Northern Plains
- Rain & thunderstorms – Southwest to Southeast
- Rain – Northern California & Pacific Northwest to Northern Rockies & portion of Central/Southern Rockies
- Critical Fire Weather Areas/Red Flag Warnings: Nebraska & Wyoming
- Space Weather: Past 24 hours – minor, G1 geomagnetic storms occurred; Next 24 hours – no space weather storms predicted

Tropical Activity: No activity threatening U.S. territories

Declaration Activity: None

FEMA Readiness: No activity

Open Field Offices as of March 21



Disaster Requests & Declarations



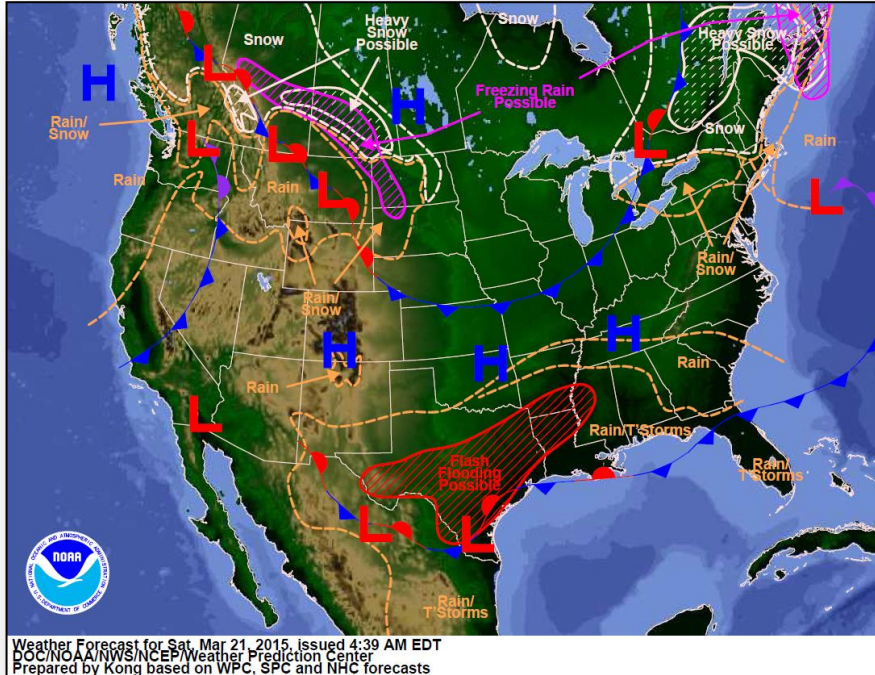
Declaration Requests in Process		Requests APPROVED (since last report)	Requests DENIED (since last report)
1	Date Requested	0	0
NH – DR Severe Winter Storm and Snowstorm	March 13, 2015		

Joint Preliminary Damage Assessments

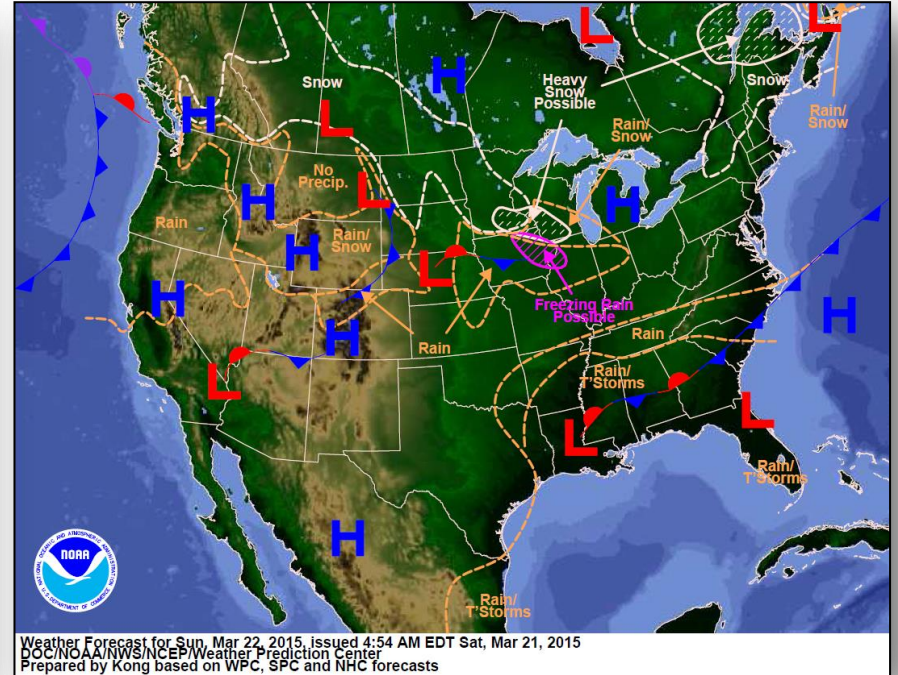


Region	State / Location	Event	IA/PA	Number of Counties		Start – End
				Requested	Complete	
I	CT	January Blizzard January 25, 2015	PA	4	0	2/24 – TBD
III	WV	Winter Storm March 4-7, 2015	PA	34	21 (+10)	3/16 – TBD
IV	TN	Winter Storm February 15, 2015	PA	49 (+1)	49 (+23)	3/16 – 3/20

National Weather Forecast

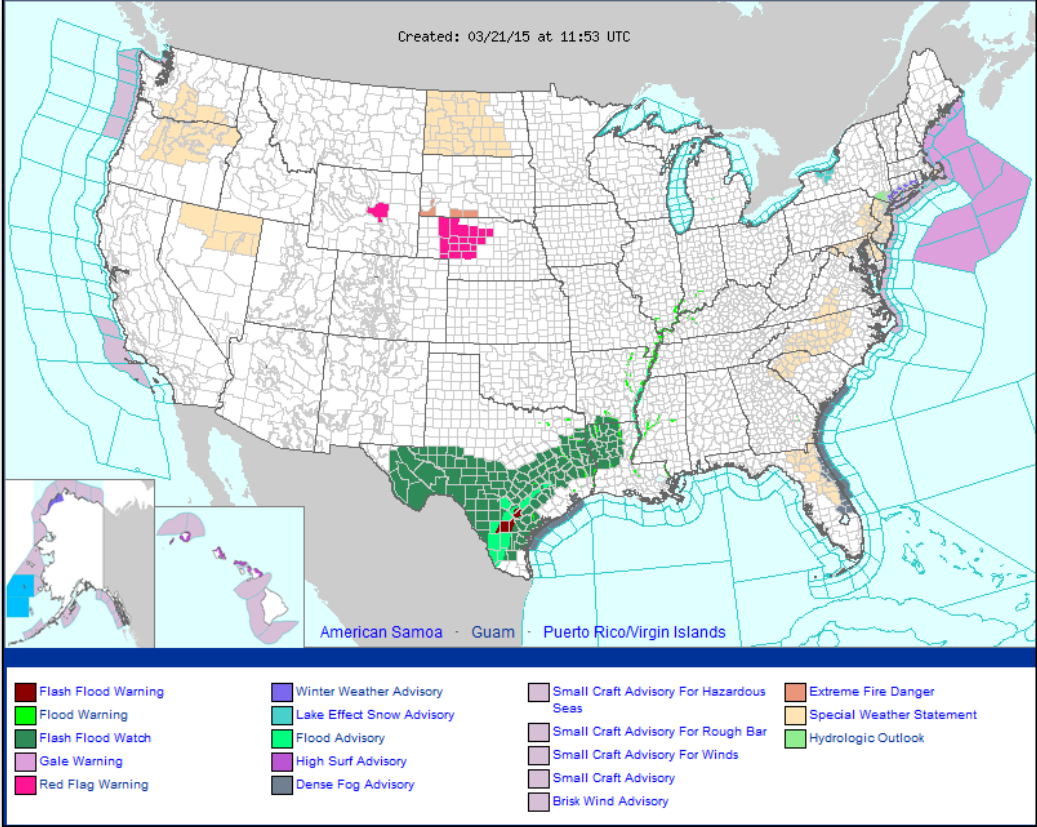


Today

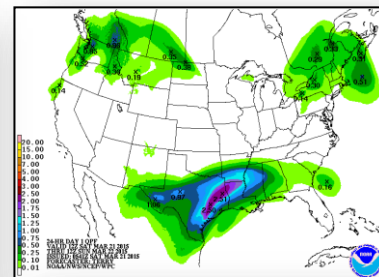
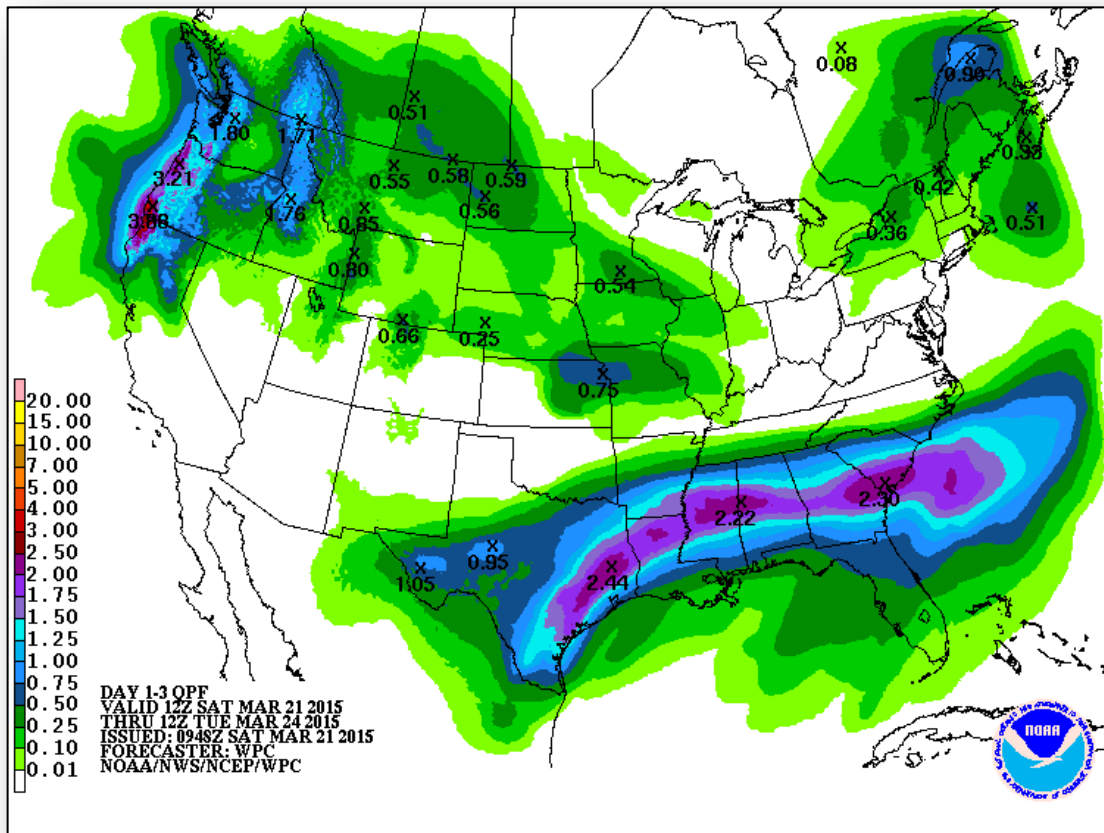


Tomorrow

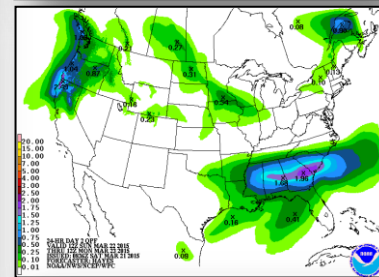
Active Watches/Warnings



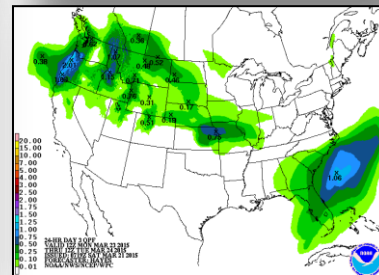
Precipitation Forecast 1–3 Day



Day 1



Day 2

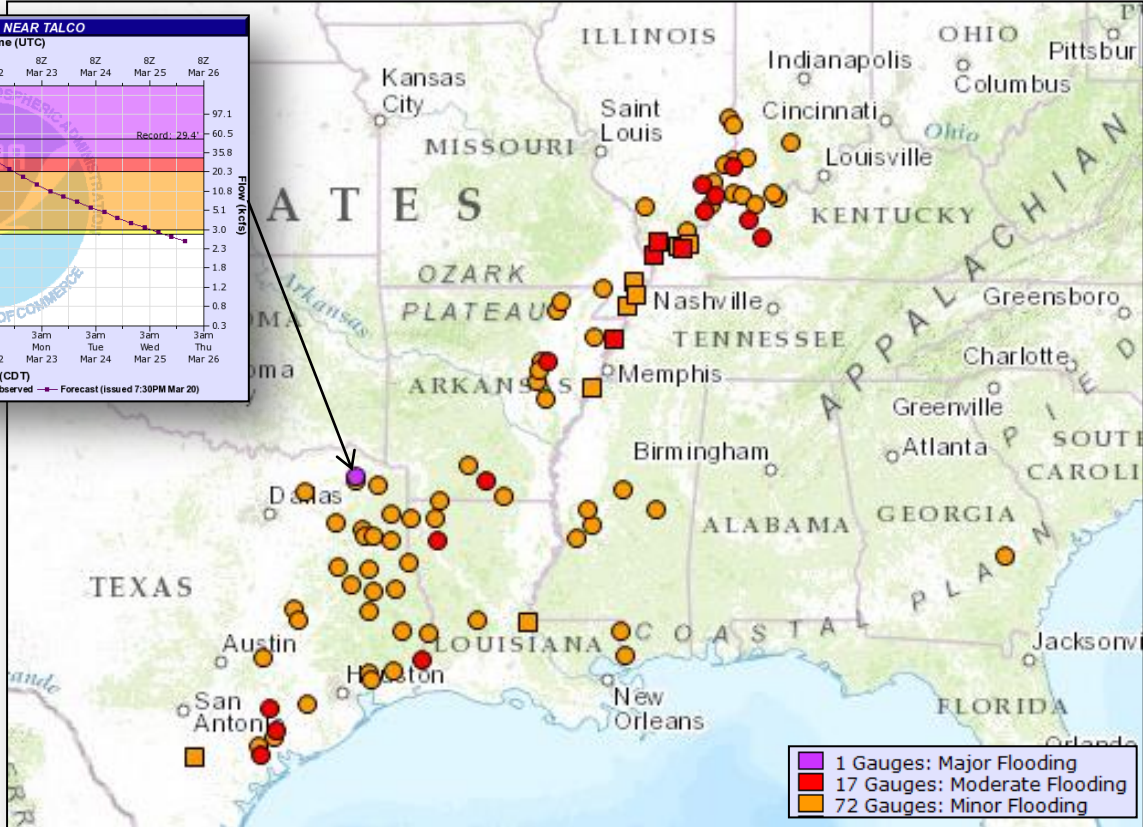
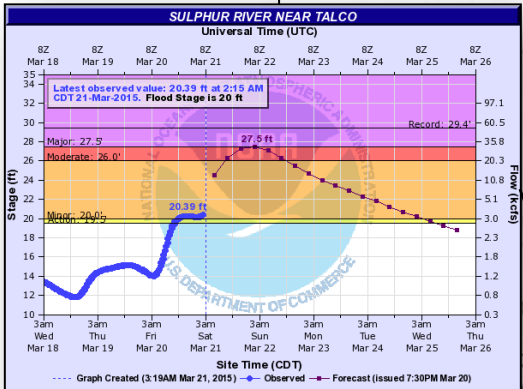


Day 3

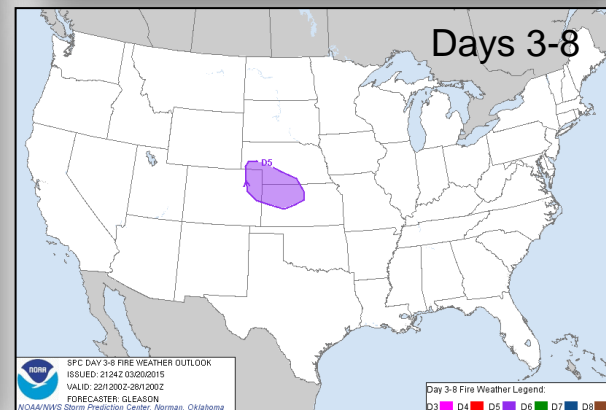
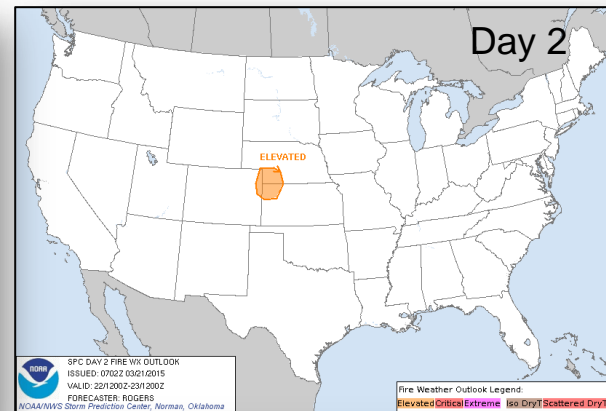
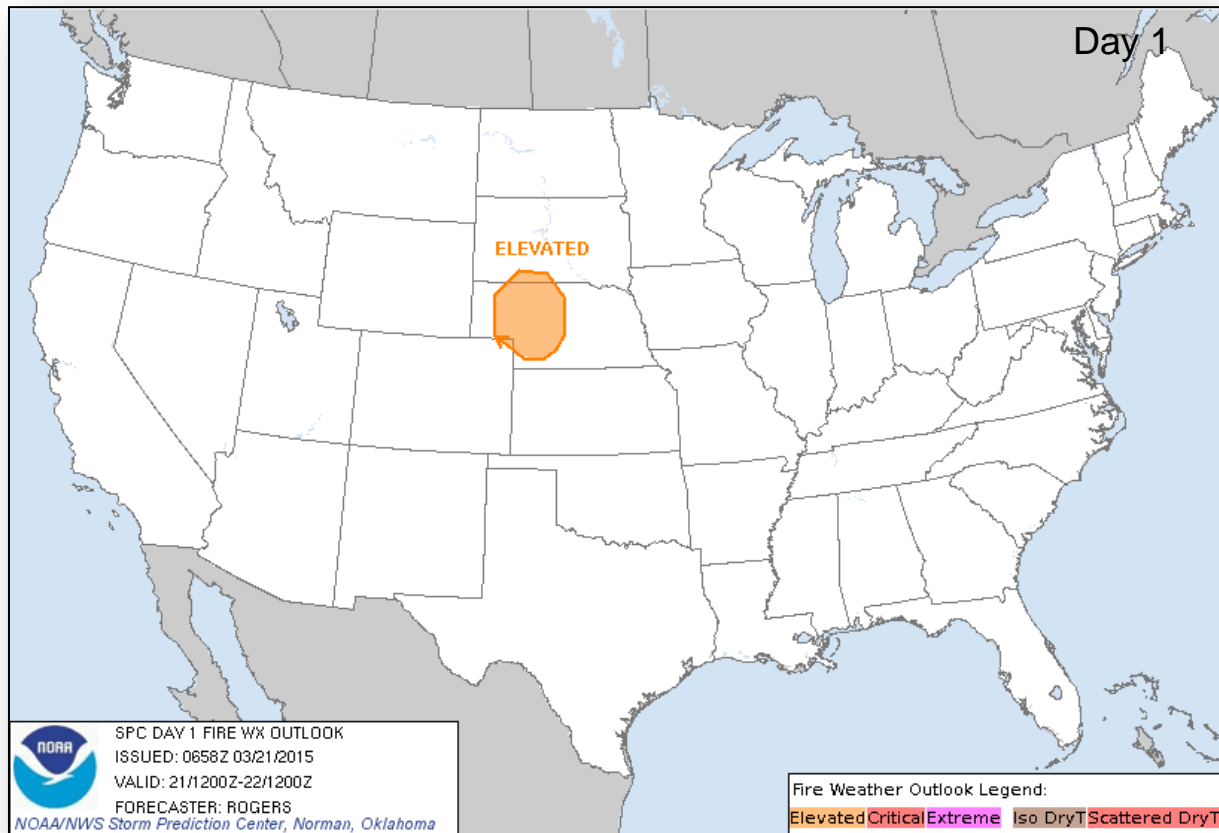
River Forecast



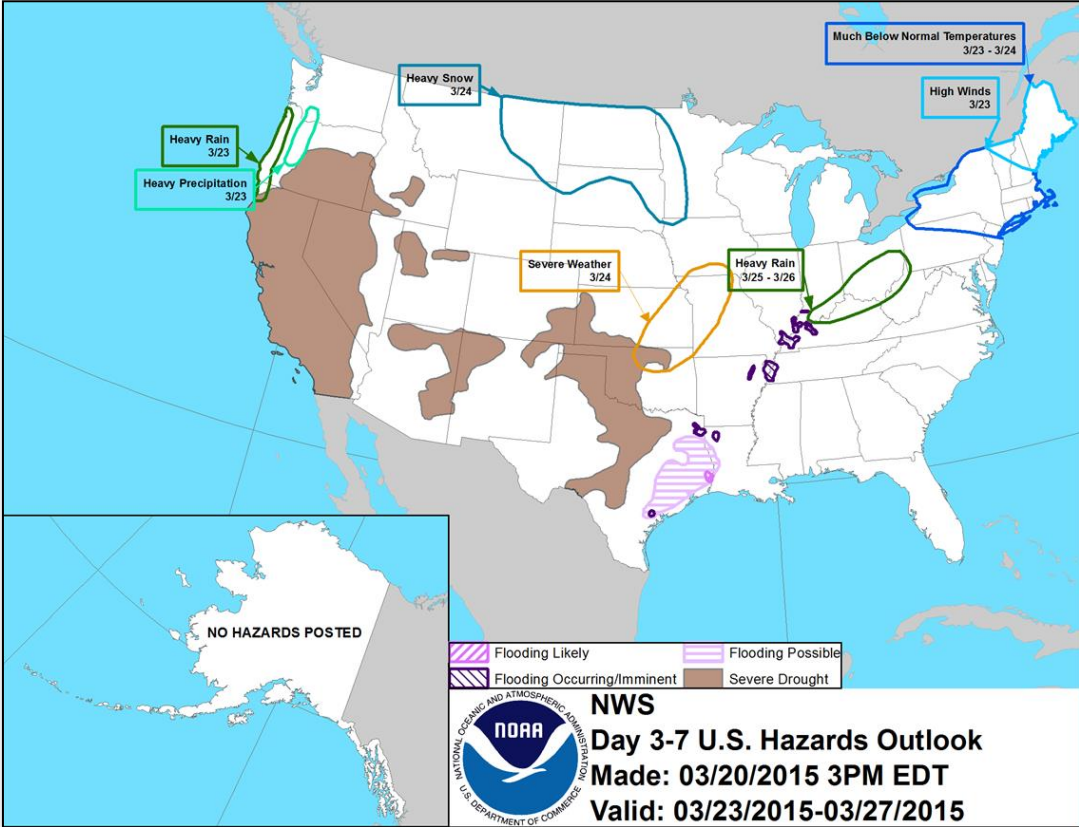
FEMA



Fire Weather Outlook, Days 1– 8

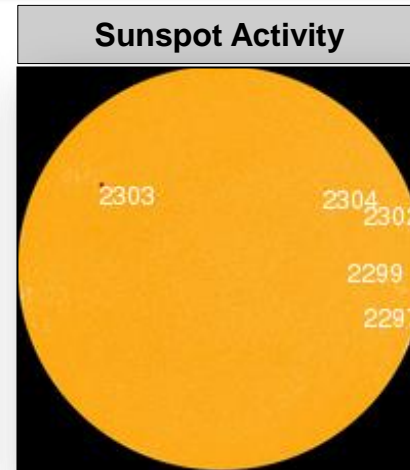
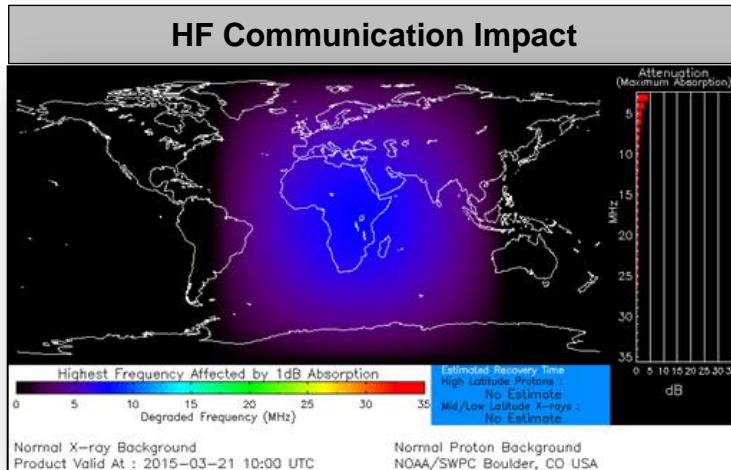


Hazard Outlook: Mar 23 – 27



Space Weather

NOAA Scales Activity (Range: 1/minor to 5/extreme)	Past 24 Hours	Current	Next 24 Hours
Space Weather Activity:	Minor	None	None
• Geomagnetic Storms	G1	None	None
• Solar Radiation Storms	None	None	None
• Radio Blackouts	None	None	None



FEMA Readiness – Deployable Teams /Assets



Deployable Teams/Assets									
Resource	Status	Total	FMC Available		Partially Available	Not Available	Detailed, Deployed, Activated	Comments	Rating Criterion
FCO		37	20	54%	0	1	7		OFDC Readiness: FCO Green Yellow Red Type 1 3+ 2 1 Type 2 4+ 3 2 Type 3 4 3 2 FDRC 3 2 1
FDRC		10	10	100%	0	0	0		
US&R		28	27	96%	0	1	0	NM-TF1 (Red – Personnel shortages)	<ul style="list-style-type: none"> • Green = Available/FMC • Yellow = Available/PMC • Red = Out-of-Service • Blue = Assigned/Deployed
National IMAT		3	2	66%	0	0	1	IMAT East 2 – Deployed to GA	<ul style="list-style-type: none"> • Green: 3 avail • Yellow: 1-2 avail • Red: 0 avail (<i>Individual N-IMAT red if 50% of Section Chiefs and/or Team Leader is unavailable for deployment.</i>)
Regional IMAT		13	10	77%	0	3	0	<u>Not Mission Capable (NMC):</u> <ul style="list-style-type: none"> • Regions IV-3, VI-3 & IX-1 	<ul style="list-style-type: none"> • Green: 7 or more avail • Yellow: 4 - 6 teams available • Red: > 8 teams deployed/unavailable <p><i>R-IMAT also red if TL Ops/Log Chief is unavailable and has no qualified replacement</i></p>
MCOV		60	56	93%	0	4	0		<ul style="list-style-type: none"> • Green = 80 – 100% avail • Yellow = 60 – 79% avail • Red = 59% or below avail • Readiness remains 95%

FEMA Readiness – National/Regional Teams



National/Regional Teams									
Resource	Status	Total	FMC Available		Partially Available	Not Available	Deployed/ Activated	Comments	Rating Criterion
NWC		5	5	100%	0	0	Activated	Enhanced Watch (day shift only)	<ul style="list-style-type: none"> • Green = FMC • Yellow = PMC • Red = NMC
NRCC		2	344	89%	0	44	Not Activated		
HLT		1	N/A	N/A	0	0	Not Activated		
DEST							Not Activated		
RRCCs		10	10	100%	0	0	Not Activated		
RWCs/MOCs		10	10	100%	0	0	Not Activated		



FEMA

FEMA's mission is to support our citizens and first responders to ensure that as a nation we work together to build, sustain, and improve our capability to prepare for, protect against, respond to, recover from, and mitigate all hazards.