

The Disaster Center is dedicated to the idea that disaster mitigation is cost effective and individuals pursuing their own interest are the greatest potential force for disaster reduction.

Please consider making a small donation to the Disaster Center



When disaster mitigation is cost effective, we are on the road to bringing disasters to an end.



# **FEMA**

## **Daily Operations Briefing**

**Thursday, March 22, 2018**

**8:30 a.m. EDT**

# Significant Activity – Mar 21-22



FEMA

## **Significant Events:**

- Potential Mudslide/Debris flow – Southern CA
- Severe Weather – Nor'easter (Final)

**Tropical Activity:** Western Pacific – No activity affecting U.S. interests

## **Significant Weather:**

- Heavy Rain/Flash Flooding – Southern California
- Heavy Snow – Pacific Northwest, California, Northern Intermountain & Northern Rockies
- Freezing Rain – Northern Plains
- Elevated Fire Weather/Red Flag Warnings – Southwest, Southern Rockies, Southern Plains & Florida
- Space Weather:
  - Past 24 hours: None
  - Next 24 hours: None

**Earthquake Activity:** No significant activity

**Declaration Activity:** None

# Potential Mudslide/Debris flow – So CA



FEMA

## Situation

Heavy precipitation from a long duration storm over Southern California could result in debris flows at all recent burn areas

## Potential Impacts

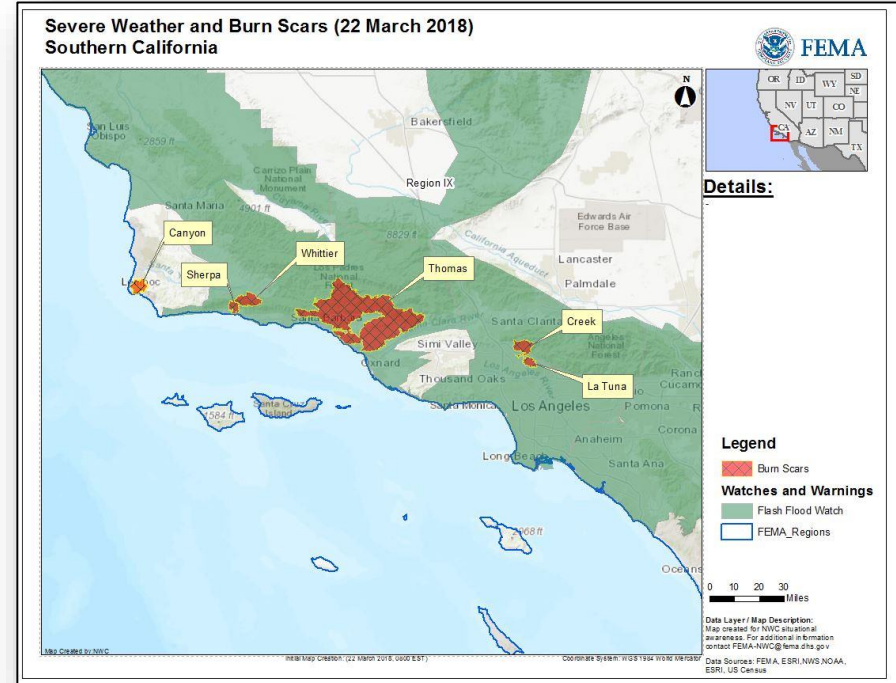
- High possibility of flash flooding, mudslides and debris flows particularly in the Thomas, Whittier, Sherpa, Creek, **Canyon** and LaTuna burn scar areas
- Damage to infrastructure, power outages and displaced populations

## State Preparatory Response

- CA SEOC at Partial Activation
- Evacuations:
  - Mandatory/Voluntary: **20.4K(+1.6k) / 32.3K (not previously reported)** across Santa Barbara, Ventura, Los Angeles and **Riverside** Counties
- Shelters: **5 (+3)** Open / **74 (+25)** Occupants (ARC Midnight Shelter Count)

## Federal / Regional response

- FEMA NWC: Steady State
- Region IX RWC & JFO: Monitoring event
- RIX LNOs deployed:
  - 2 to CA EOC; 1 to Santa Barbara; 1 to Ventura counties



# Severe Weather – Nor'easter FINAL



FEMA

## Situation

The Winter Storm which impacted the Mid-Atlantic to Northeast will move into the Canadian Maritimes today. Snow will end from west to east this morning, with improving conditions to follow.

## Impacts

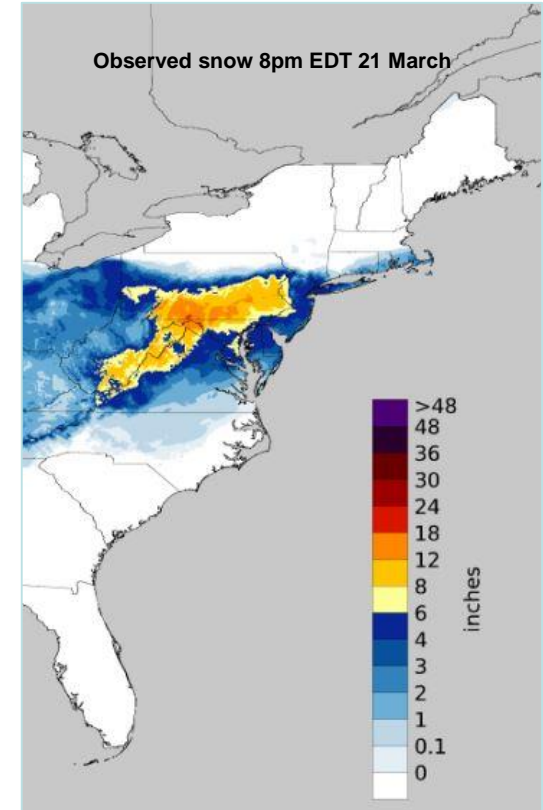
- Shelters: 4 open (NJ/MA) / 9 occupants (ARC Midnight Shelter Count)
- Power\*: FEMA Region I: No significant outages; Region II: 82.1k (+78.7k); Region III: 7.5k (-4.5k) (as of 7:30 a.m. EDT)
- Primary impact thus far has been to transportation (roads, rail, air)
  - Thousands of flights cancelled/delayed Washington to Boston
  - AMTRAK remains on a modified schedule

## State Response

- EOC's:
  - Partial: CT, RI & NYC
  - Monitoring: NY, NJ, MD, PA, VA
- State of Emergency declared in NJ, DE & NYC

## FEMA Response

- FEMA NWC at Steady State
- FEMA Region II, III RWCs at Steady State
- FEMA Region I at Enhanced Watch (Dayshift only Until 10 a.m. EDT)
  - LNO deployed to RI
- FEMA Region III: IMAT & LNO's on Alert

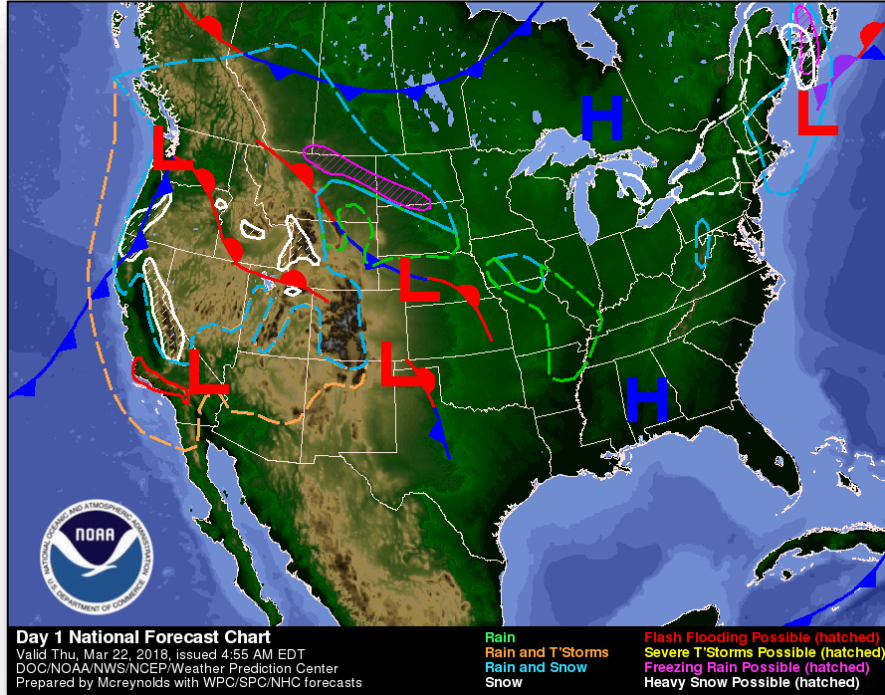


\*Note: Customer outage data is provided by the Department of Energy's EAGLE-I system. Comprehensive National coverage of all electrical service providers is not available.

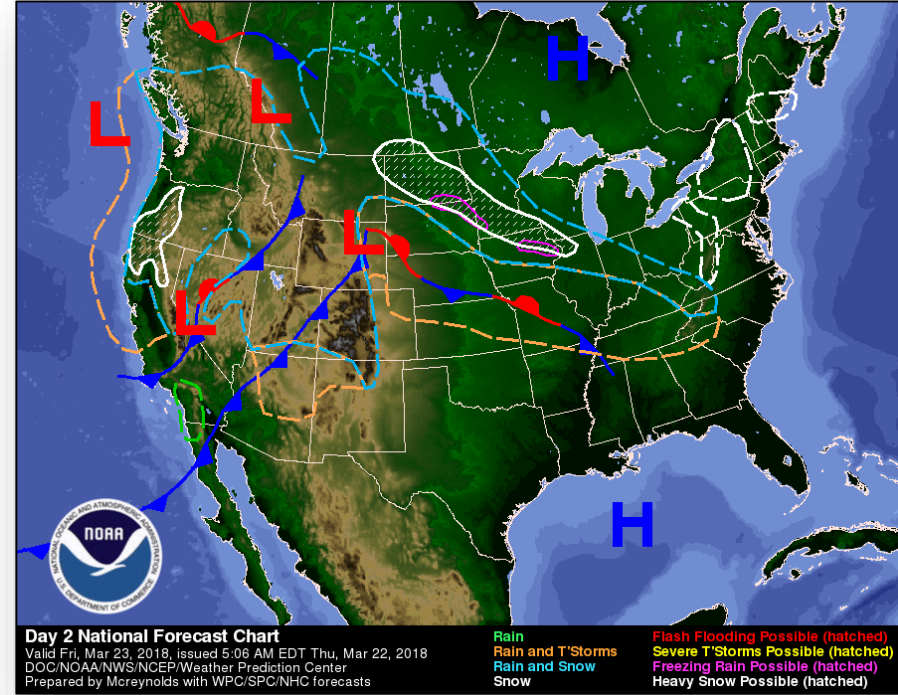
# National Weather Forecast



FEMA



*Today*



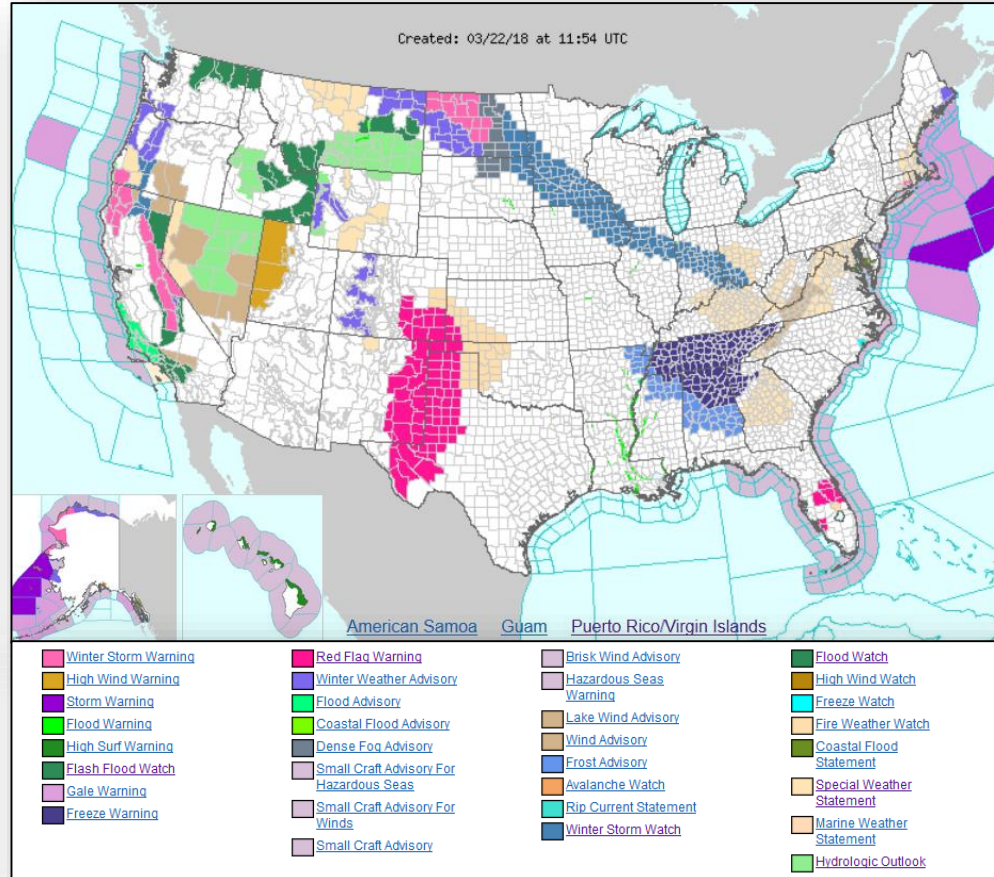
*Tomorrow*



# Active Watches and Warnings



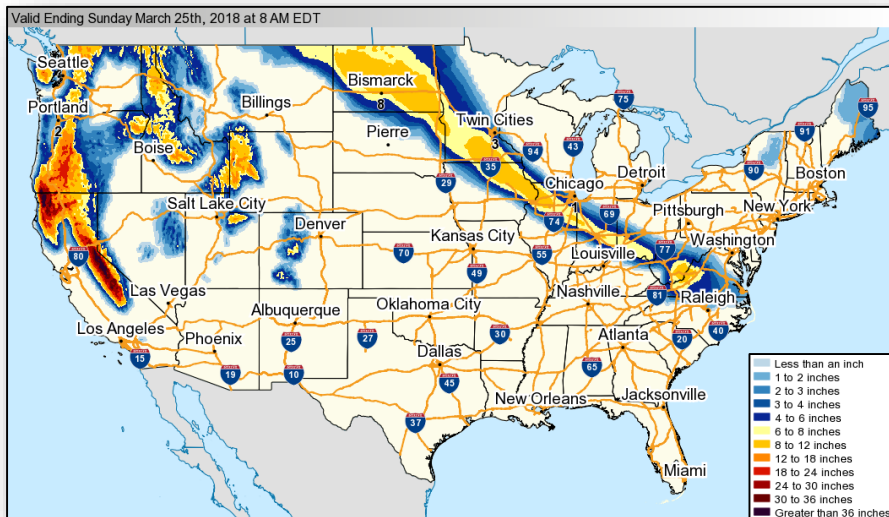
FEMA



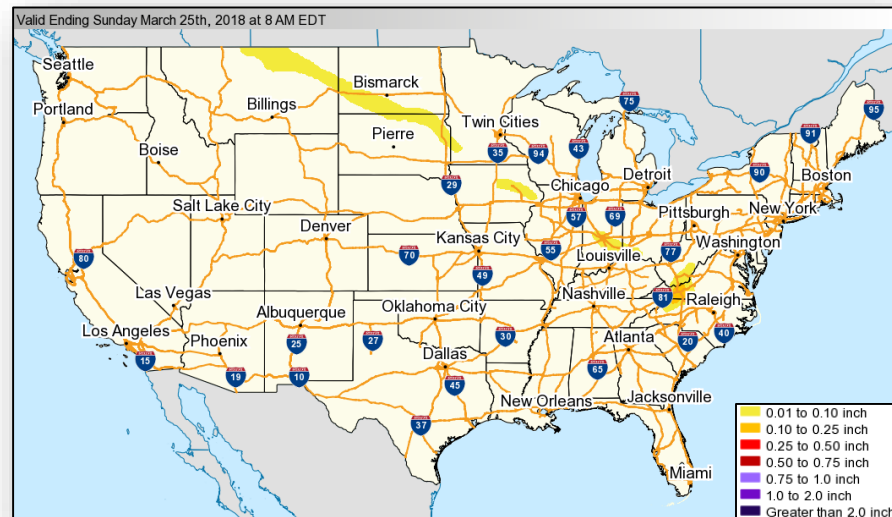
# Winter Precipitation Outlook



FEMA



***Forecast Snowfall***



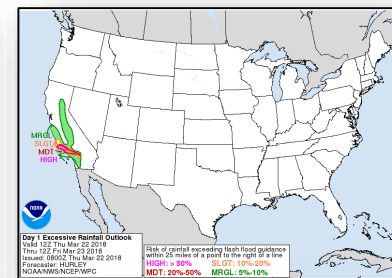
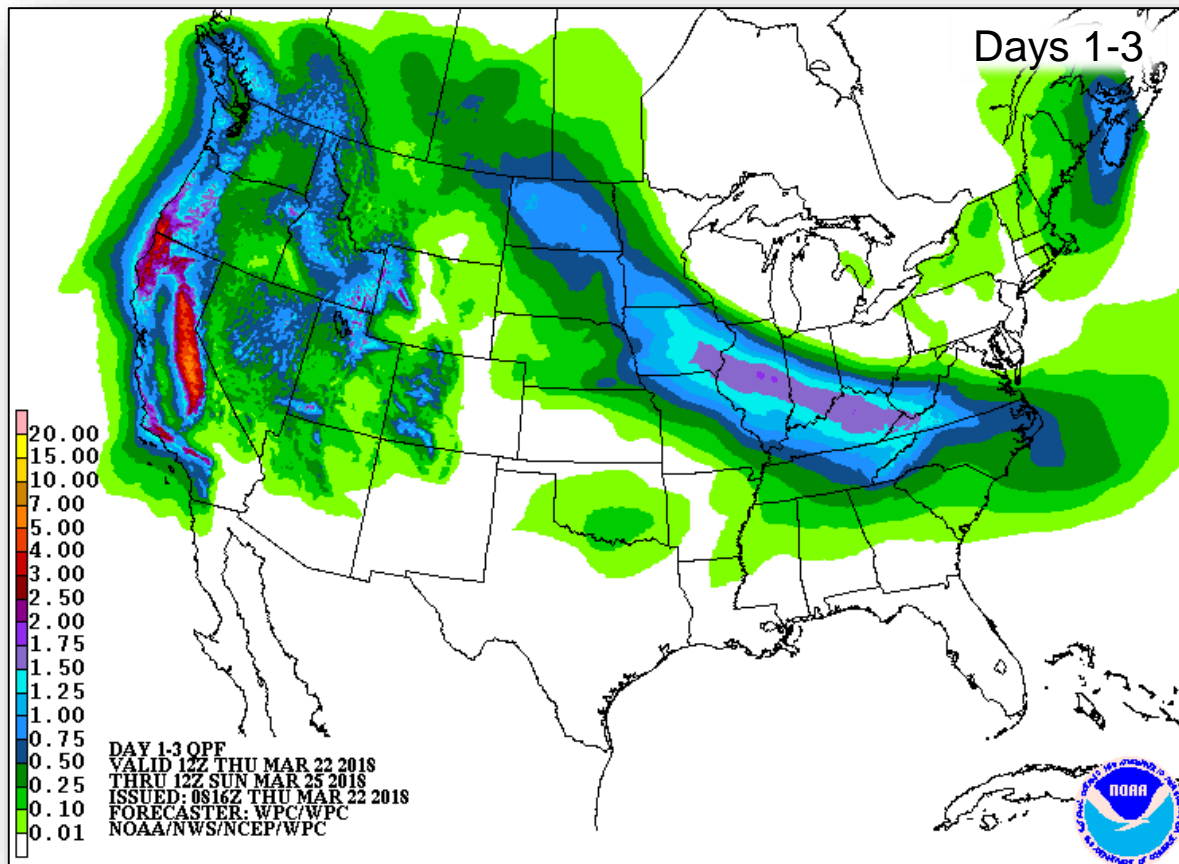
***Forecast Ice Accumulation***



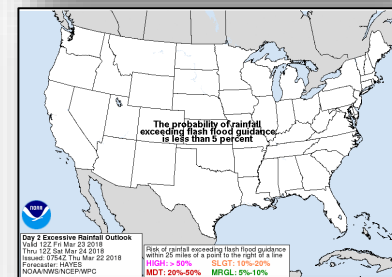
# Precipitation Forecast



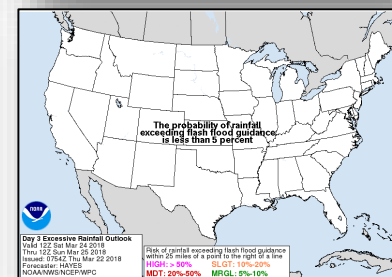
FEMA



Day 1



Day 2

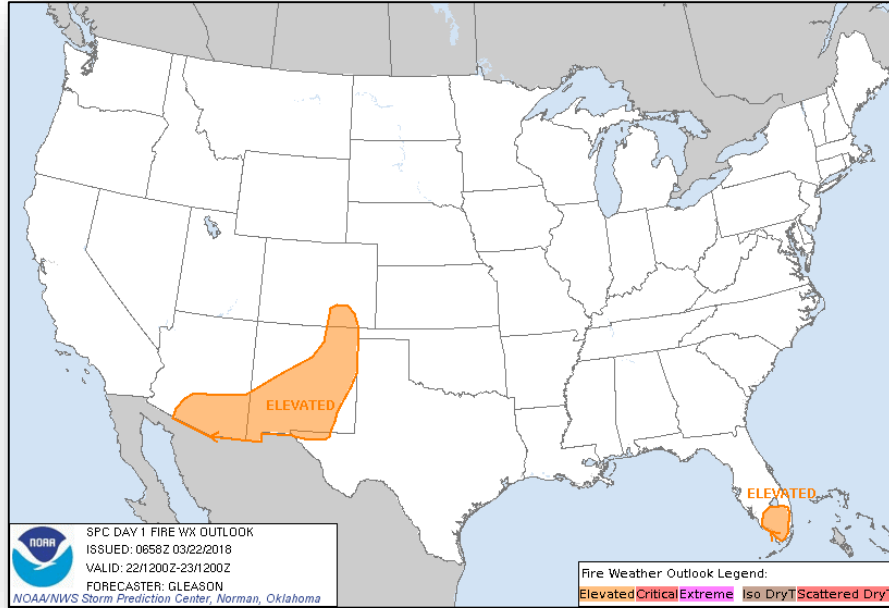


Day 3

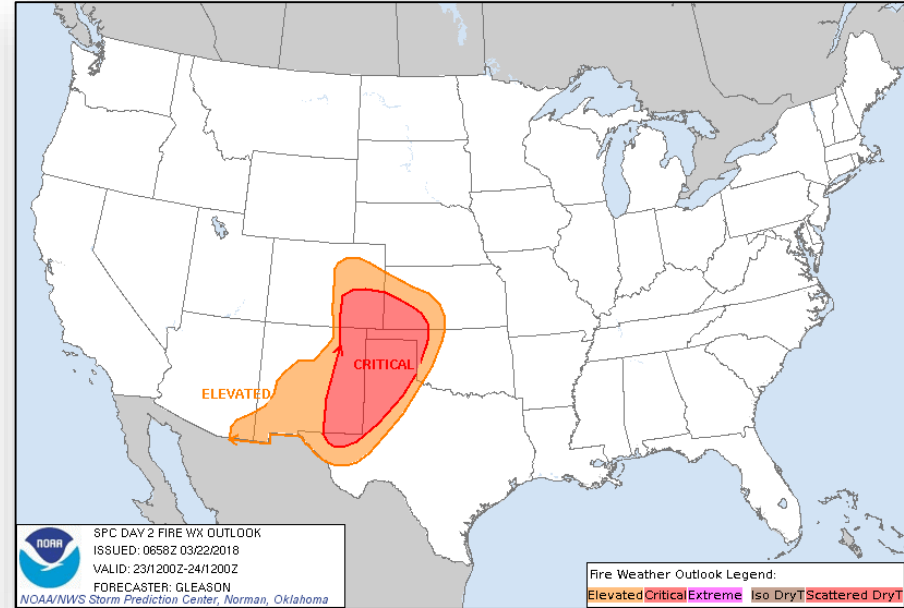
# Fire Weather Outlook



FEMA



*Today*

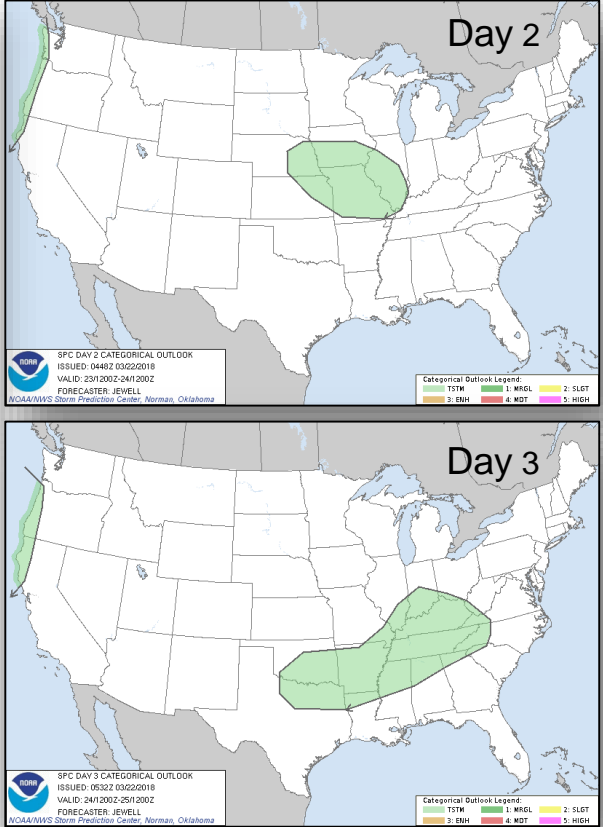
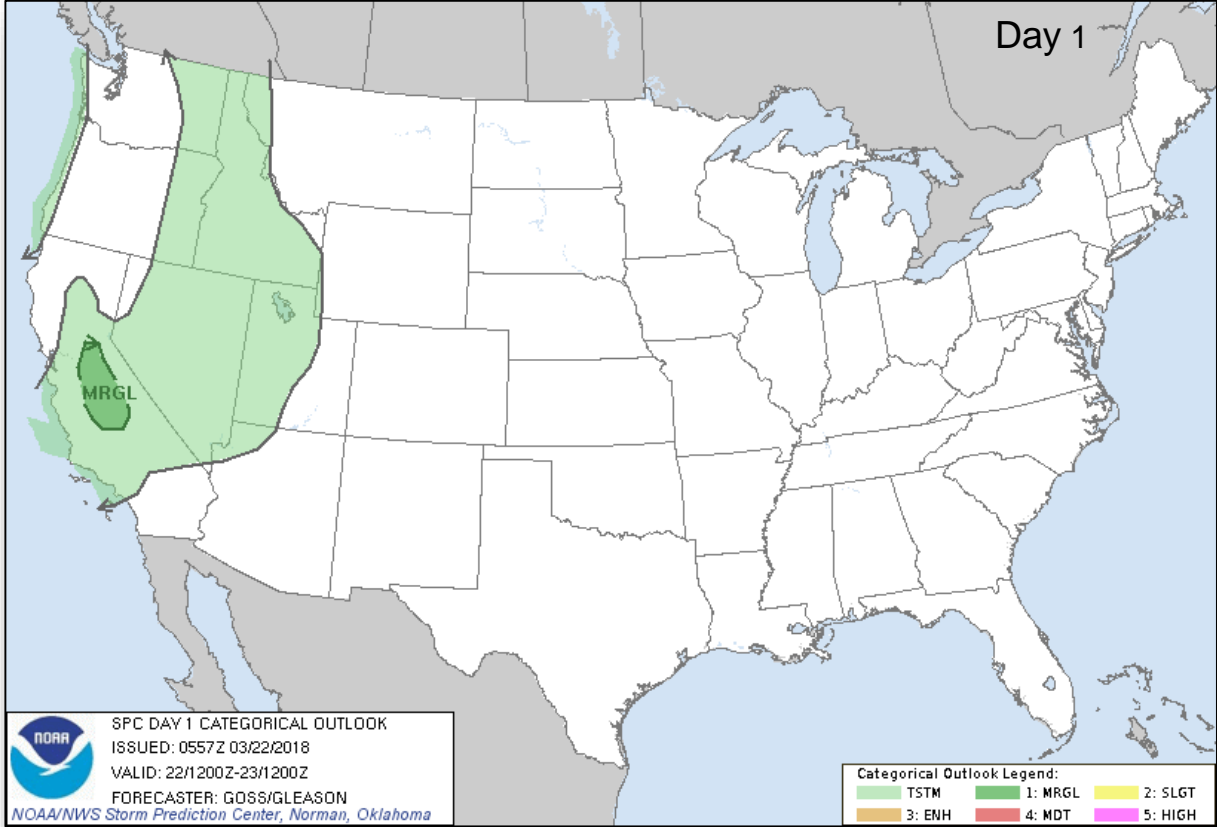


*Tomorrow*

# Severe Weather Outlook



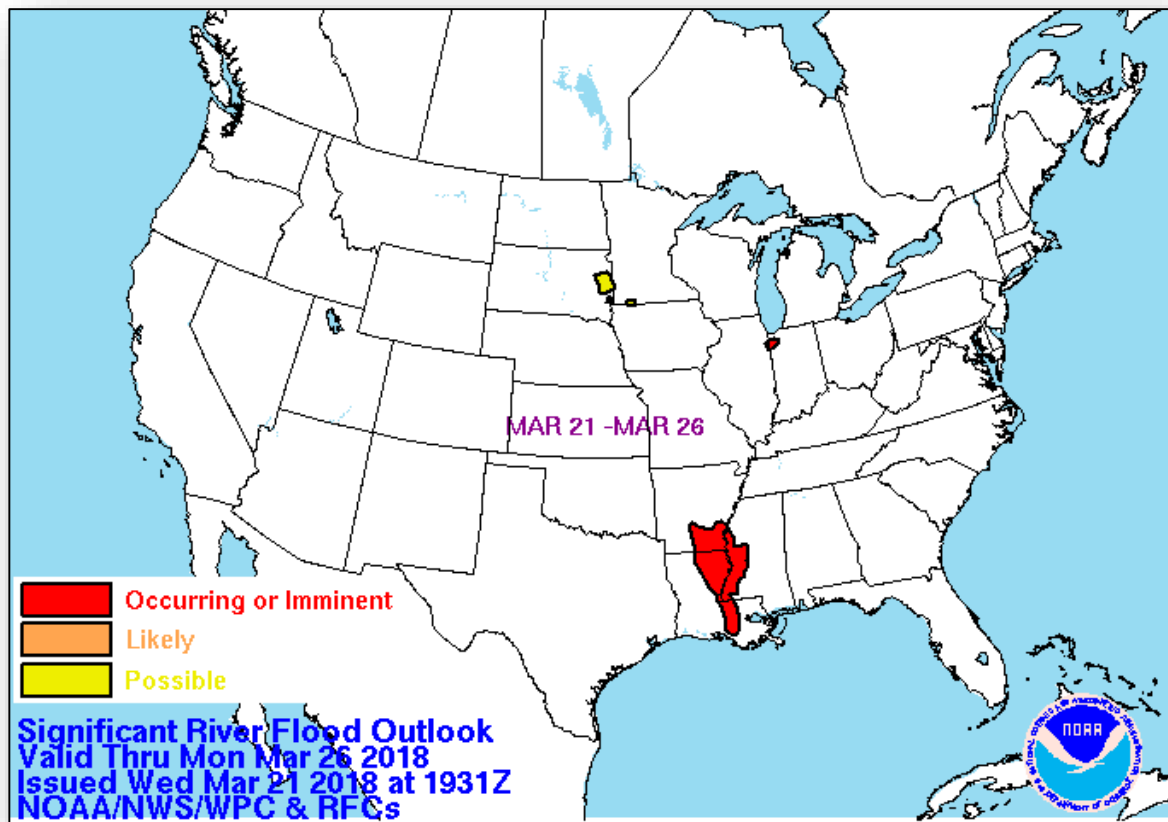
FEMA



# Significant River Flood Outlook



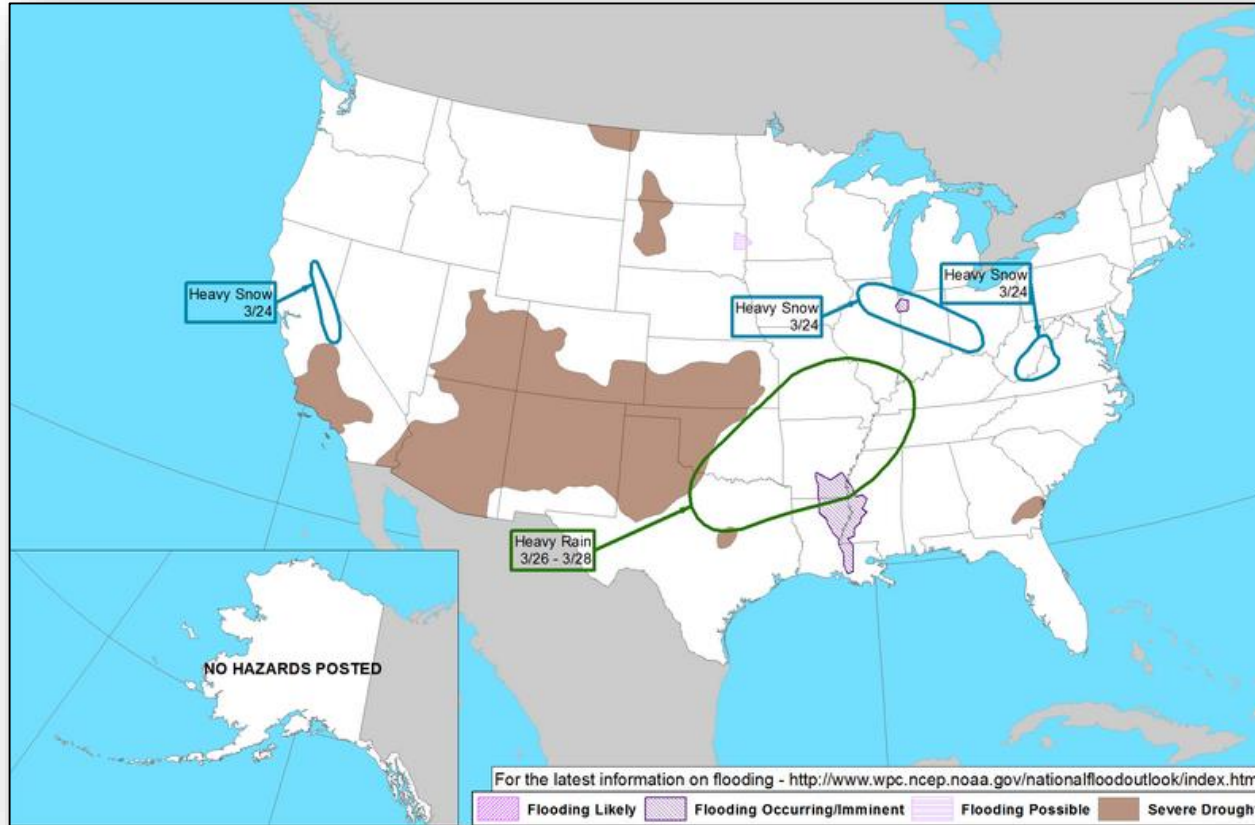
FEMA



# Hazards Outlook – Mar 24-28



FEMA

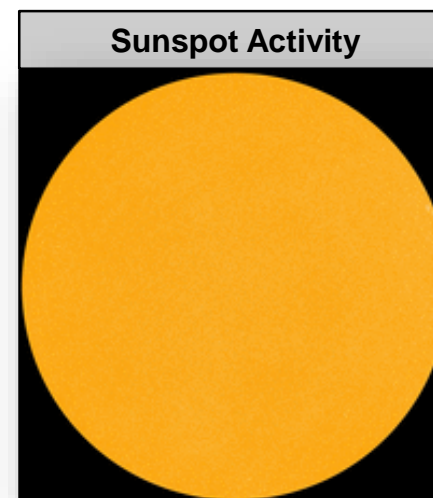



# Space Weather



FEMA

	Space Weather Activity	Geomagnetic Storms	Solar Radiation	Radio Blackouts
Past 24 Hours	None	None	None	None
Next 24 Hours	None	None	None	None
For further information on NOAA Space Weather Scales refer to <a href="http://www.swpc.noaa.gov/noaa-scales-explanation">http://www.swpc.noaa.gov/noaa-scales-explanation</a>				





# Joint Preliminary Damage Assessments



FEMA

Region	State / Location	Event	IA / PA	Number of Counties		Start – End
				Requested	Completed	
I	MA	Nor'easter March 2-4, 2018	IA	7	7	3/12 – 3/21
			PA	9	0	3/15 – TBD
	NH	Coastal Storm and Flooding March 2-3, 2018	IA	0	0	3/15 – TBD
			PA	1	0	3/15 – TBD
	ME	Severe Storm March 2-4, 2018	IA	0	0	N/A
			PA	1	0	TBD
IV	KY	Flooding February 21, 2018	IA	6	3	3/19 – TBD
			PA	34	10	3/19 – TBD
V	IN	Flooding February 14 – March 4, 2018	IA	9	0	3/19 – TBD
			PA	36	0	3/19 – TBD
	IL	Severe Storms and Flooding February 18 – March 24, 2018	IA	3	1	3/19 – TBD
			PA	0	0	N/A

# Disaster Requests & Declarations



**FEMA**

Declaration Requests in Process					Requests APPROVED (since last report)	Requests DENIED (since last report)
4	IA	PA	HM	Date Requested	0	0
AK – DR Severe Storm		X	X	January 25, 2018		
MT – (Appeal) Wildfires		X	X	January 26, 2018		
KY – DR Severe Storm, Flooding, Landslides & Mudslides		X	X	March 8, 2018		
WV – DR Severe Storm, Flooding, Landslides & Mudslides		X	X	March 16, 2018		

# Readiness – Deployable Teams and Assets



FEMA

Resource	Force Strength	Available	Deployed	Other	Cadres with 25% or Less Availability
<b>Total Workforce</b>	12,114 ▲	3,881 ▲ 32%	4,702 ▲	3,531	DI 16% (14/90); EHP 10% (34/353); HM 24% (236/997); IT 25% (156/624); LOG 24% (303/1,243); NDRS 24% (60/251); PA 13% (240/1,909); PLAN 24% (103/428); SAF 15% (9/59); SEC 10% (10/105)
<b>National IMATs*</b> (3 Teams)	East 1: East 2: West:	<b>B-48</b> <b>Charlie</b> <b>B-2</b>			
<b>Regional IMATs</b> (> 6 Teams)	Assigned: Available: PMC / NMC: Deployed:	<b>13</b> <b>7</b> <b>3</b> <b>3</b>			
<b>US&amp;R</b> (> 66%)	Assigned: Available: PMC / NMC: Deployed:	<b>28</b> <b>28</b> <b>0</b> <b>0</b>			
<b>MERS</b> (> 66%)	Assigned: Available: NMC: Deployed:	<b>36</b> <b>35</b> <b>0</b> <b>1</b>			
<b>FCO</b> (≤ 1 Type I)	Assigned: Available: PMC / NMC: Deployed:	<b>35</b> <b>6</b> <b>6</b> <b>23</b>			
<b>FDRC</b> (≥ 3)	Assigned: Available: PMC / NMC: Deployed:	<b>14</b> <b>4</b> <b>1</b> <b>9</b>	<p>As of 3:00 a.m. EDT March 22, 2018</p>		

\* B-2 Status: Assemble ≤ 2-hrs, On Site ≤ 18-hrs; B-48 Status: Assemble and deploy ≤ 48hrs; Charlie Status: No team assemble time requirement

# FEMA Readiness – Activation Teams



**FEMA**

Resource	Status	Total	Status	Activated Team	Activation Level	Activation Times	Reason / Comments
NWC		5	Steady State				
NRCC		2	Available				
HLT		1	Available				
RWCs/MOCs		10	Activated	R I	Enhanced Watch	Day shift only	Will return to Normal Operations at 10 a.m. EDT
RRCCs		10	Available				

Backup Regions: VIII, V, & III



# FEMA

**FEMA's mission is helping people  
before, during, and after disasters.**