

The Disaster Center is dedicated to the idea that disaster mitigation is cost effective and individuals pursuing their own interest are the greatest potential force for disaster reduction.

Please consider making a small donation to the Disaster Center



When disaster mitigation is cost effective, we are on the road to bringing disasters to an end.



FEMA

Daily Operations Briefing

Thursday, March 23, 2017

8:30 a.m. EDT

Significant Activity – Mar 22-23



Significant Events: None

Significant Weather:

- Severe Thunderstorms – Central and Southern Plains
- Freezing Rain – Upper Mississippi Valley to the Northeast
- Heavy Snow – Pacific Northwest, CA, and Rockies
- Rain and Thunderstorms – Plains, Middle/Upper Mississippi, Great Lakes, and Southeastern U.S.
- Rain and Snow – Pacific Northwest to the Plains and Great Lakes
- Critical/Extreme/Elevated Fire Weather – AZ, NM, CO, NE, KS, OK & TX
- Space Weather – Past 24 hours: Minor, Geomagnetic storms reaching G1 level occurred; Next 24 hours: Minor, Geomagnetic storms reaching G1 level expected
- Red Flag Warnings – NM, CO, WY, NE, KS, OK & TX

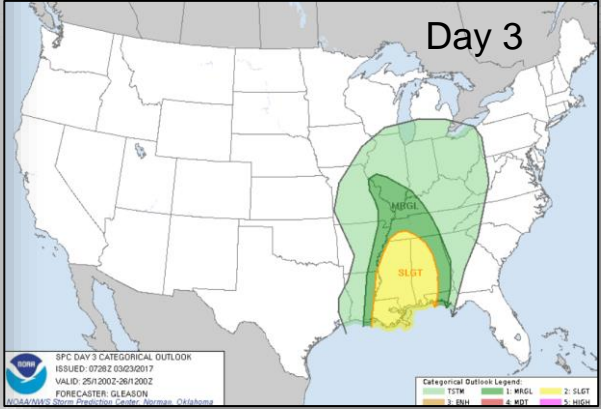
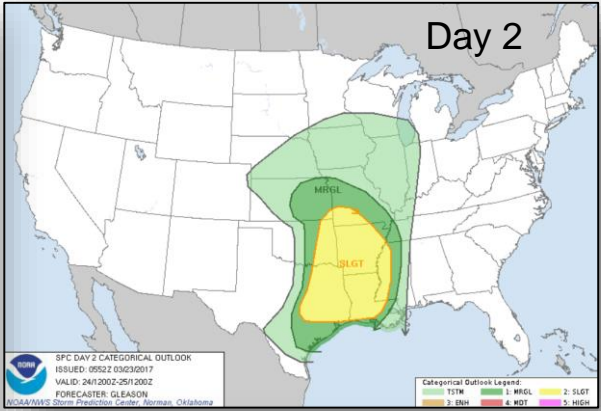
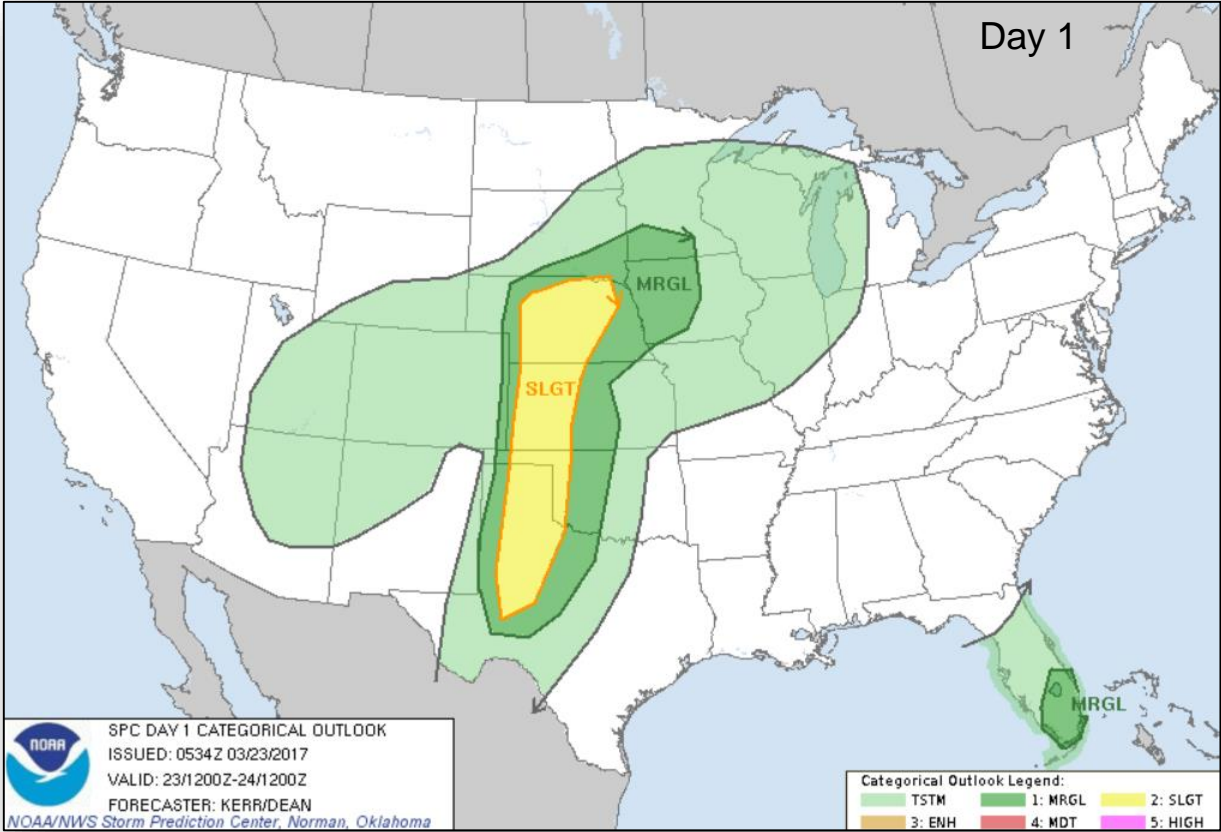
Tropical Activity: No activity affecting U.S. interests

Earthquake Activity: No significant activity

Declaration Activity:

- Major Disaster Declaration Approved – Wyoming

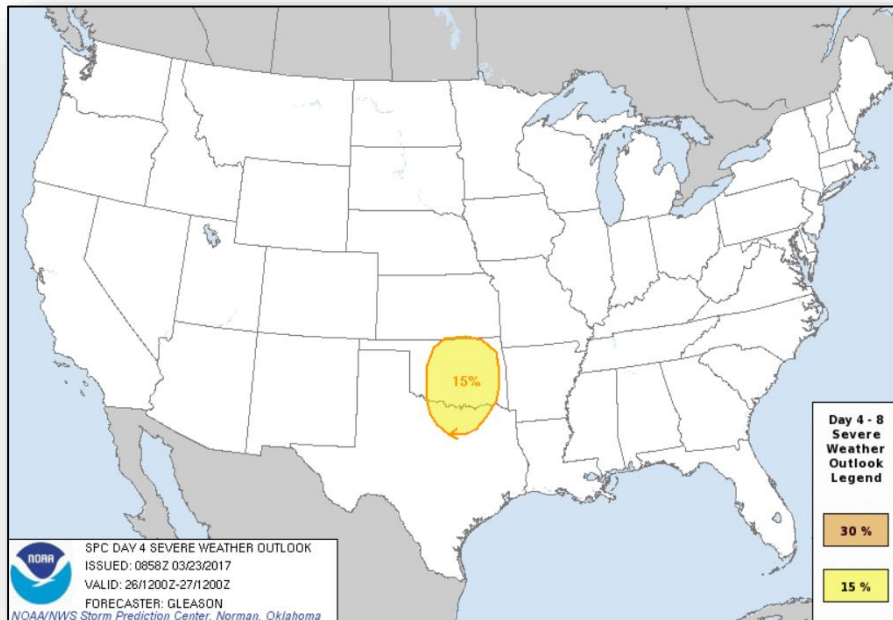
Severe Weather Outlook – Days 1-3



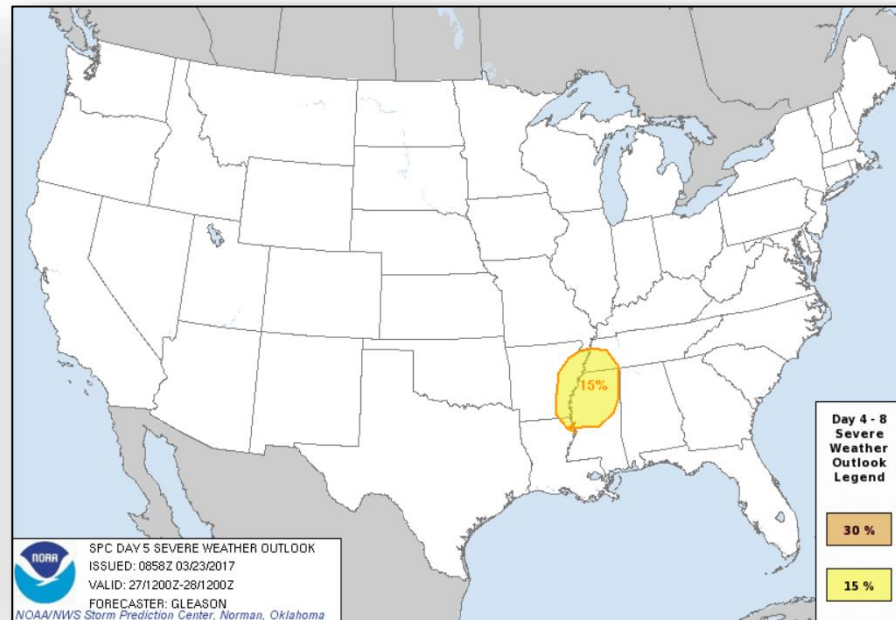
Severe Weather Outlook – Days 4-5



FEMA



Sunday

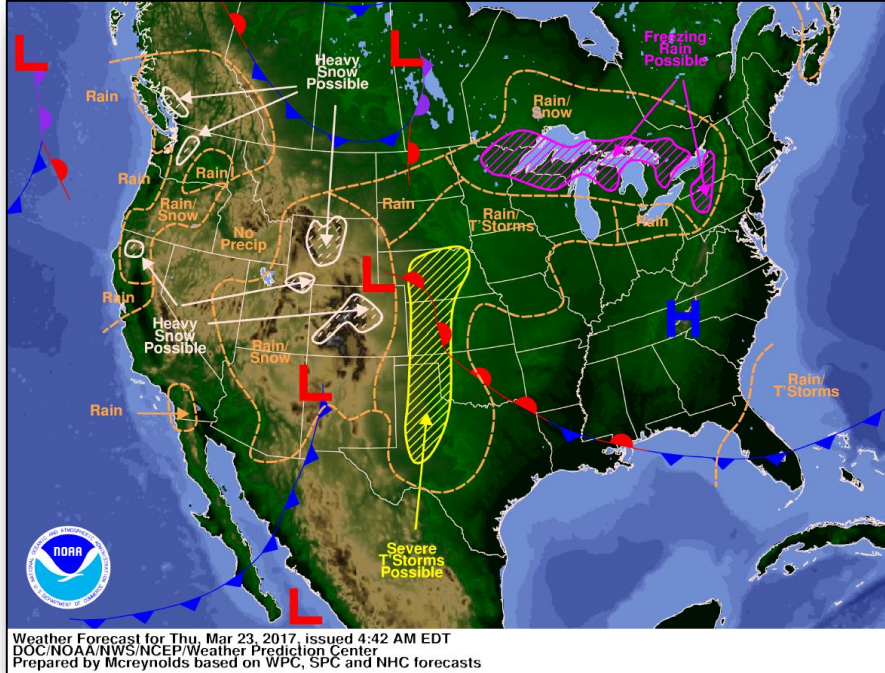


Monday

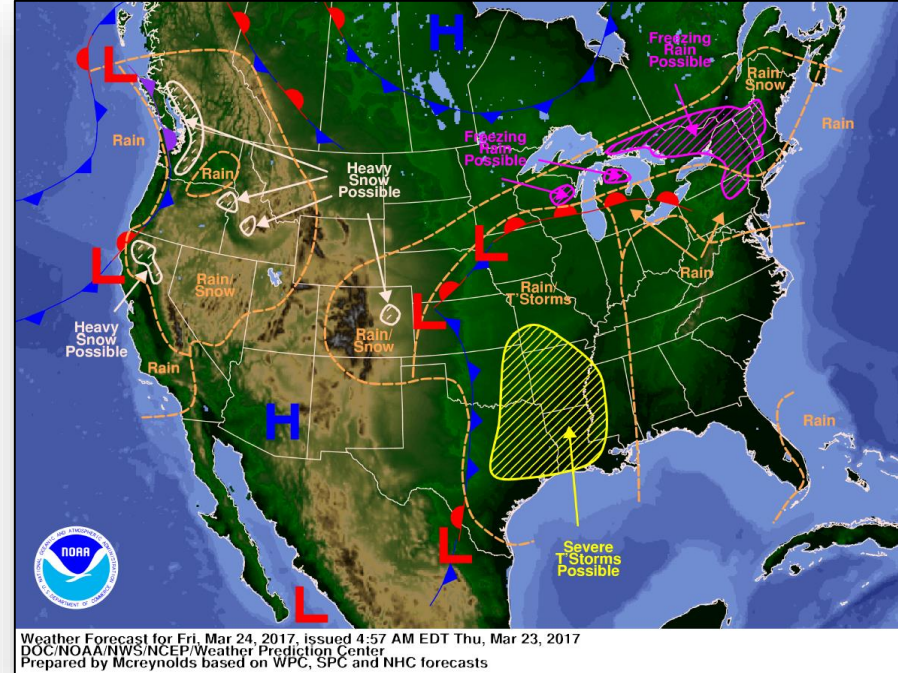
National Weather Forecast



FEMA



Today

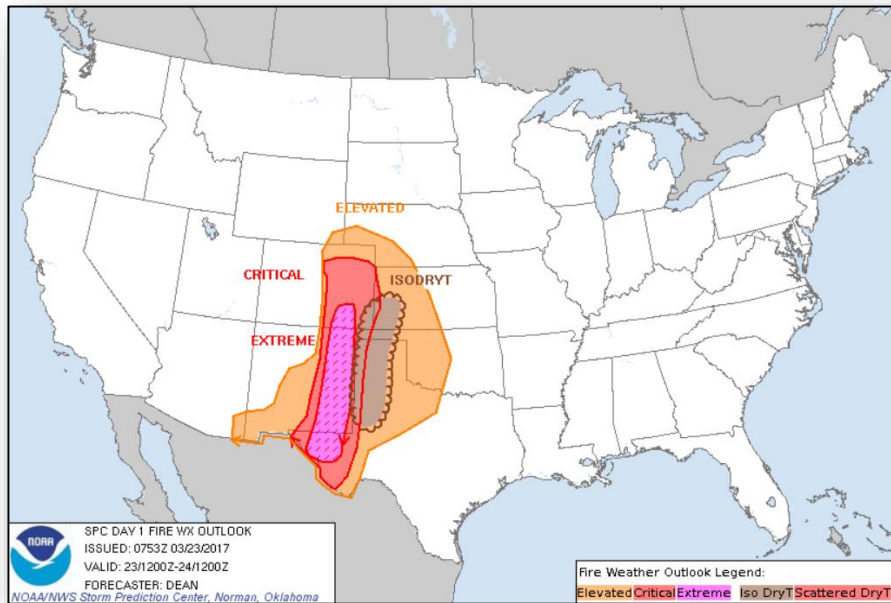


Tomorrow

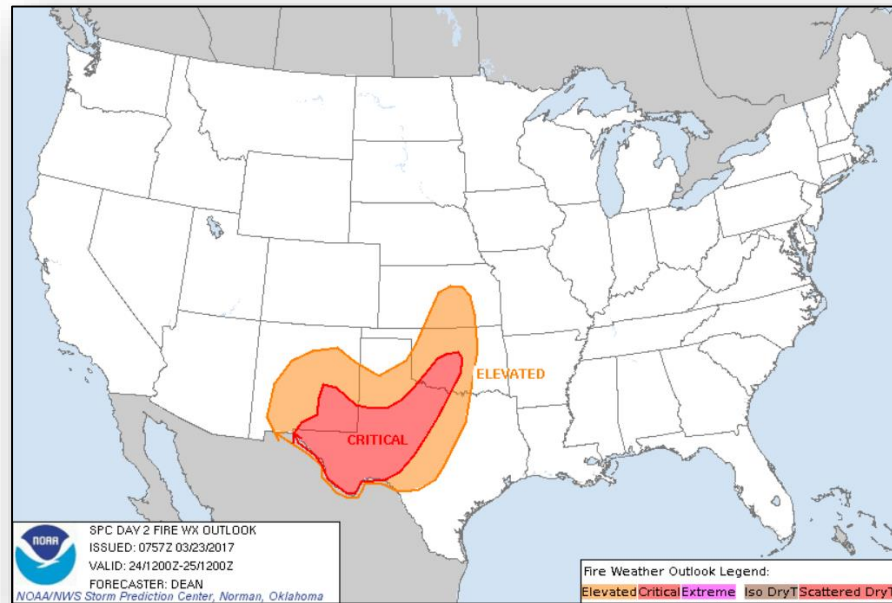
Fire Weather Outlook



FEMA



Day 1

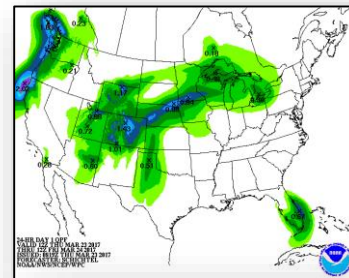
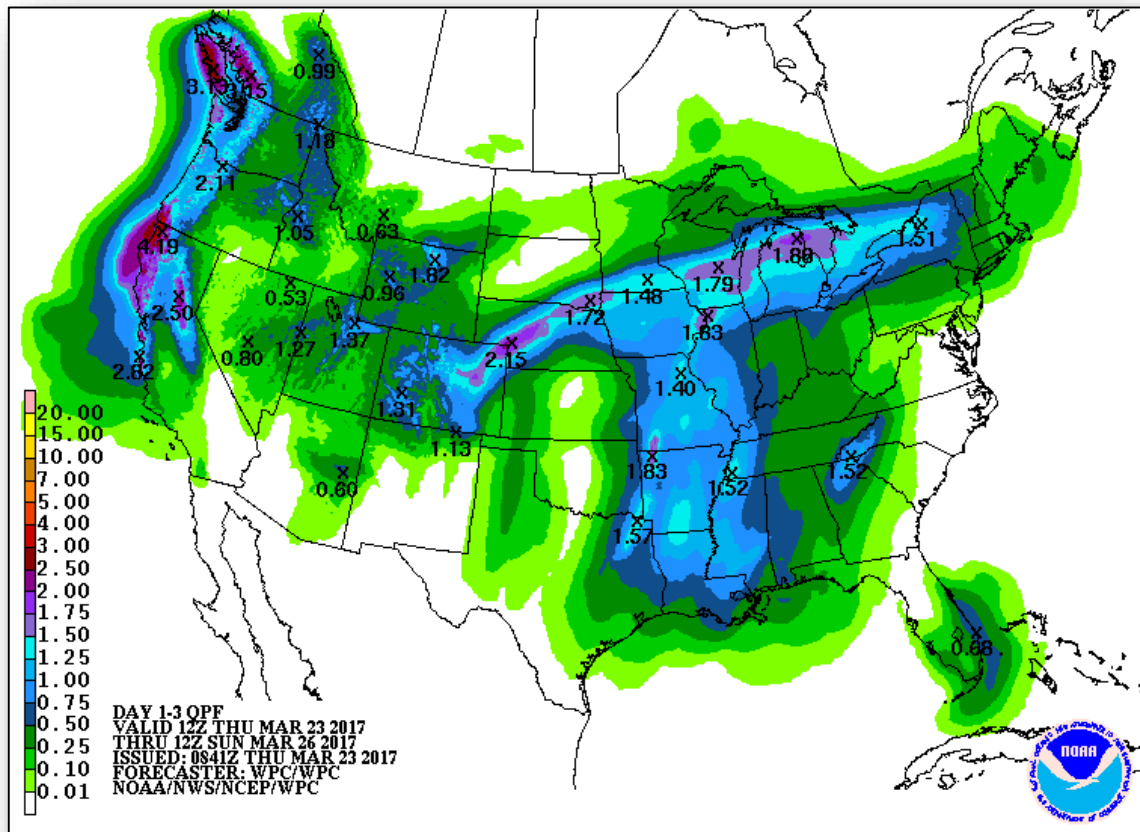


Day 2

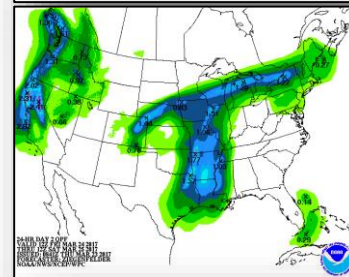
Precipitation Forecast – Days 1-3



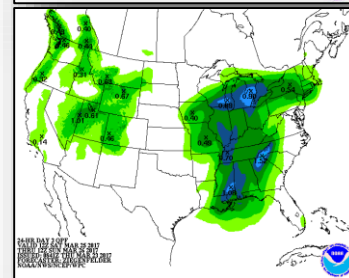
FEMA



Day 1



Day 2

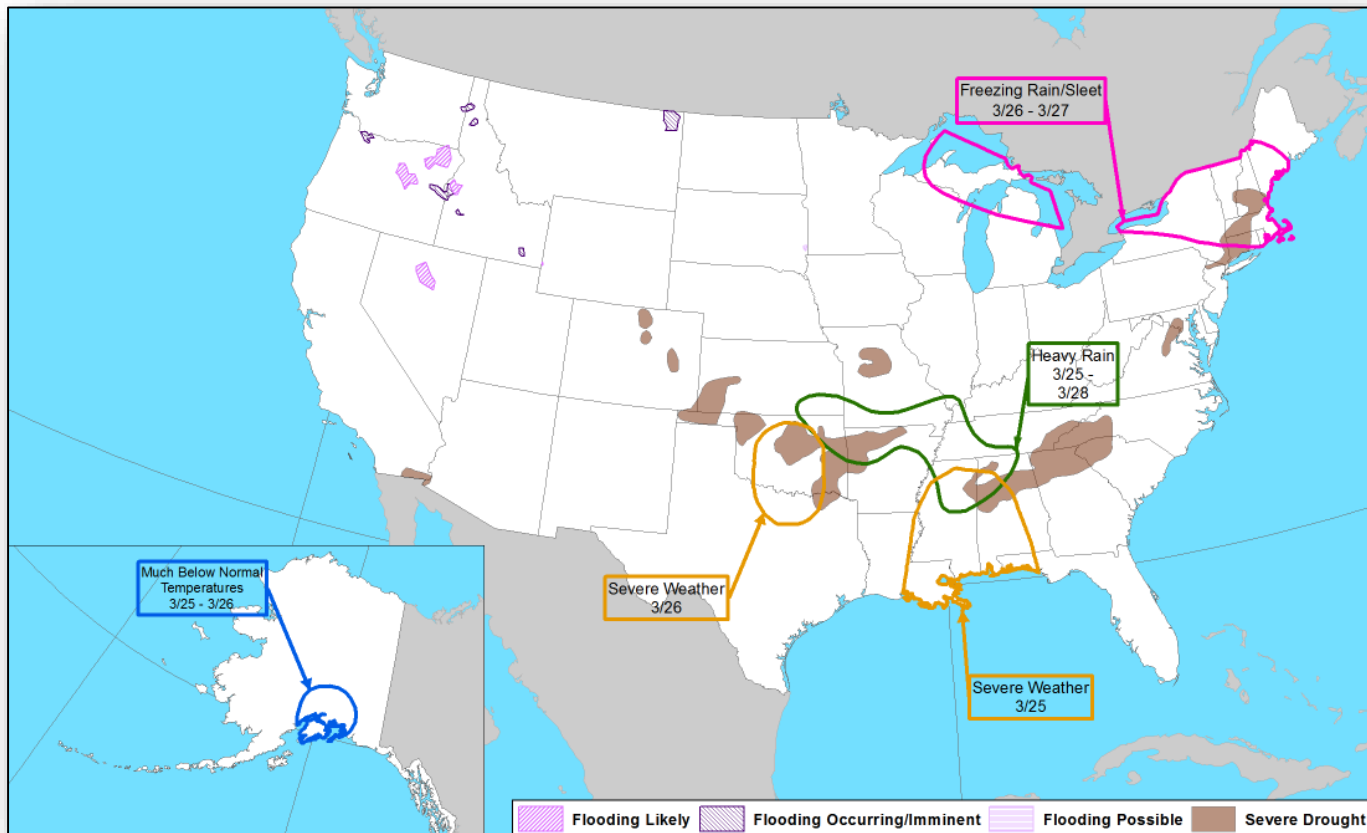


Day 3

Hazards Outlook – March 25-29



FEMA

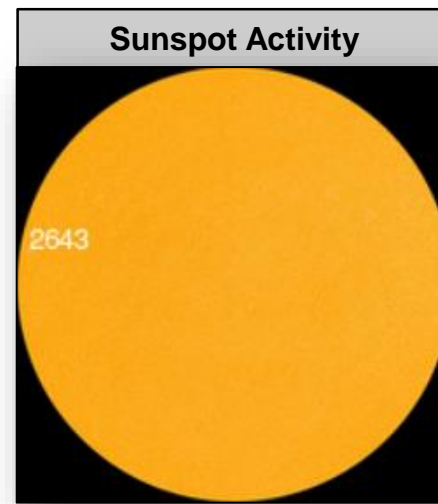



Space Weather



FEMA

	Space Weather Activity	Geomagnetic Storms	Solar Radiation	Radio Blackouts
Past 24 Hours	Minor	G1	None	None
Next 24 Hours	Minor	G1	None	None
For further information on NOAA Space Weather Scales refer to http://www.swpc.noaa.gov/noaa-scales-explanation				





FEMA

Joint Preliminary Damage Assessments

Region	State / Location	Event	IA/PA	Number of Counties		Start – End
				Requested	Completed	
X	Washington	Winter Storms, Flooding, Landslides & Mudslides January 2 – February 22, 2017	IA	0	0	N/A
			PA	19	0	3/20 – TBD

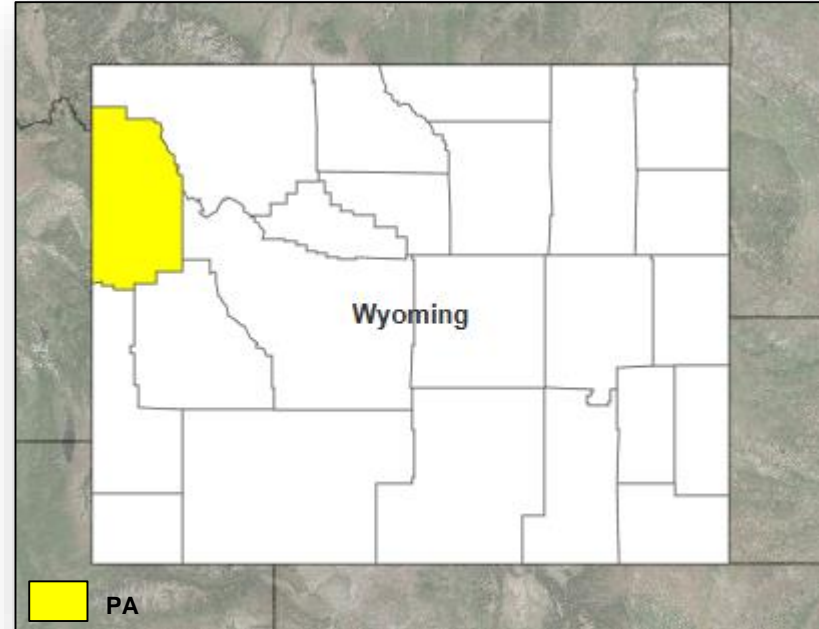
Declaration Approved



FEMA

FEMA-4306-DR-WY

- Major Disaster Declaration approved March 21, 2017 for state of Wyoming
- For a severe winter storm and straight-line winds during the period of February 6-7, 2017
- Provides:
 - Public Assistance for Teton County
 - Hazard Mitigation statewide
- FCO is Nancy M. Casper



Disaster Requests & Declarations



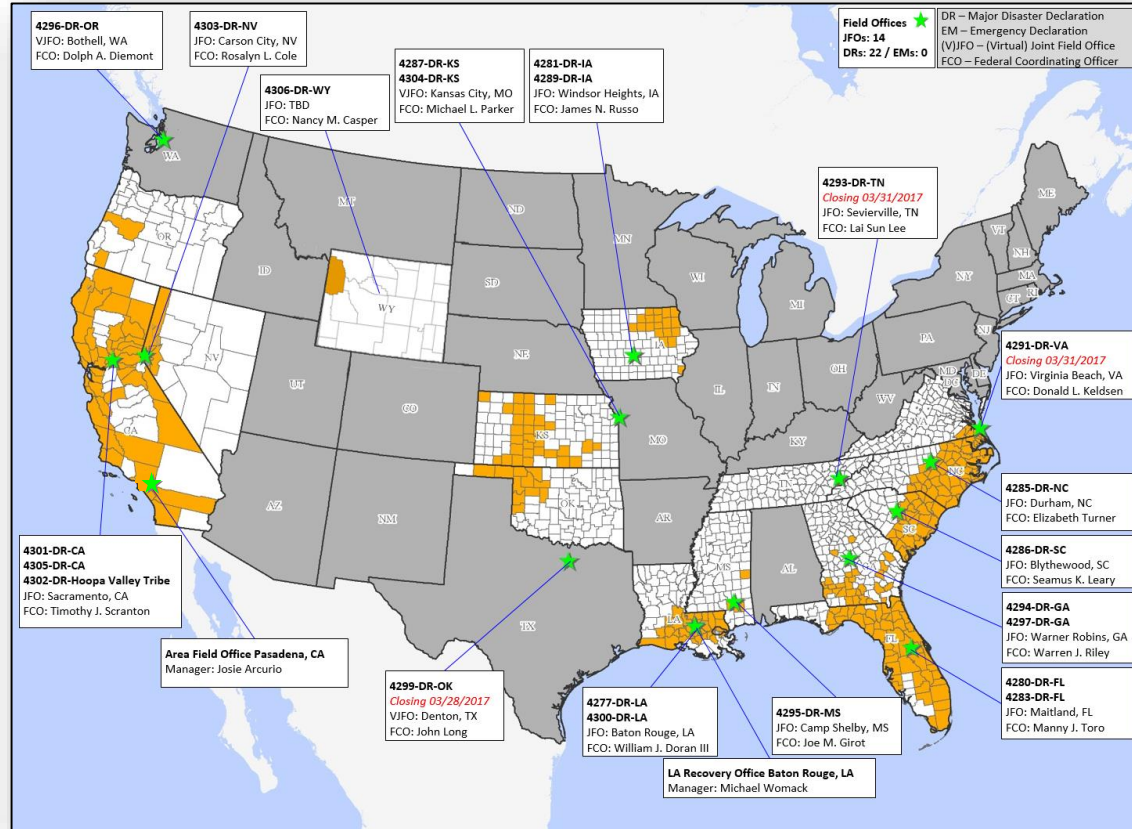
FEMA

Declaration Requests in Process		Requests APPROVED (since last report)	Requests DENIED (since last report)
3	Date Requested	1	1
ID – DR Severe Winter Storm	February 28, 2017		Denied March 21, 2017
NV – DR Severe Winter Storms, Straight-line Winds, Flooding and Mudslides	March 8, 2017		
WY – DR Severe Winter Storm and Straight-line Winds	March 9, 2017	Declared March 21, 2017	
OR – DR Severe Winter Storms, Flooding, Landslides, and Mudslides	March 9, 2017		
CA – DR Severe Winter Storms, Flooding, and Mudslides	March 19, 2017		

Open Field Offices



FEMA



Readiness – Deployable Teams and Assets



FEMA

Resource	Force Strength	Available		Deployed	Other	Cadres with less than 25% availability
Total Workforce	10,200	5,891	57%	2,963	1,346	Environmental & Historic Preservation, Field Leadership

Resource	Status	Total	FMC Available	Partially Available	Not Available	Detailed, Deployed, Activated	Comments	Status Criteria																				
National IMAT		3	3	0	0	0	East-2 – Primary (March)	Green: >3 Teams Available Yellow: 1 - 2 Teams Available Red: 0 Teams Available <i>N-IMAT red if 50% of Section Chiefs or Team Leader unavailable for deployment</i>																				
Regional IMAT		13	10	0	0	3	<u>Deployed:</u> Region IV-2 to MS (DR-4295) Region IX-1 to NV (DR-4303) Region IX-2 to CA (EM-3381)	Green > 6 Teams Available Yellow: 4 - 6 Teams Available Red: 0 - 4 Teams Available <i>R-IMAT also red if TL or Ops / Log Chief is unavailable & has no qualified replacement</i>																				
FCO		36	9	0	5	22		OCD Readiness <table><tr><th>FCO</th><th>Green</th><th>Yellow</th><th>Red</th></tr><tr><td>Type 1</td><td>3+</td><td>2</td><td>1</td></tr><tr><td>Type 2</td><td>4+</td><td>3</td><td>2</td></tr><tr><td>Type 3</td><td>4+</td><td>3</td><td>2</td></tr><tr><td>FDRC</td><td>3</td><td>2</td><td>1</td></tr></table>	FCO	Green	Yellow	Red	Type 1	3+	2	1	Type 2	4+	3	2	Type 3	4+	3	2	FDRC	3	2	1
FCO	Green	Yellow	Red																									
Type 1	3+	2	1																									
Type 2	4+	3	2																									
Type 3	4+	3	2																									
FDRC	3	2	1																									
FDRC		11	5	0	2	4																						
US&R		28	28	0	0	0	NV-TF1 demobilized; FMC	Green: >66% Available Yellow: 33% - 66% Available Red: <33% Available																				
MERS		36	30	0	6	0		Green: >66% Available Yellow: 33% - 66% Available Red: <33% Available																				

Readiness – Activation Teams



FEMA

Resource	Status	Total	Status	Activated Team	Activation Level	Activation Times	Reason/Comments
NWC		5	Not Activated				
NRCC		2	Not Activated				
HLT		1	Not Activated				Deactivated for the season
RWCs/MOCs		10	Not Activated				
RRCCs		10	Not Activated				

Back-up Regions (March 20-27): **I, II & VIII**



FEMA

FEMA's mission is to support our citizens and first responders to ensure that as a nation we work together to build, sustain, and improve our capability to prepare for, protect against, respond to, recover from, and mitigate all hazards.