

The Disaster Center is dedicated to the idea that disaster mitigation is cost effective and individuals pursuing their own interest are the greatest potential force for disaster reduction.

Please consider making a small donation to the Disaster Center



When disaster mitigation is cost effective, we are on the road to bringing disasters to an end.



FEMA

Daily Operations Briefing

Tuesday, March 24, 2015

8:30 a.m. EDT

Significant Activity: Mar 23 – 24



Significant Events: None

Significant Weather:

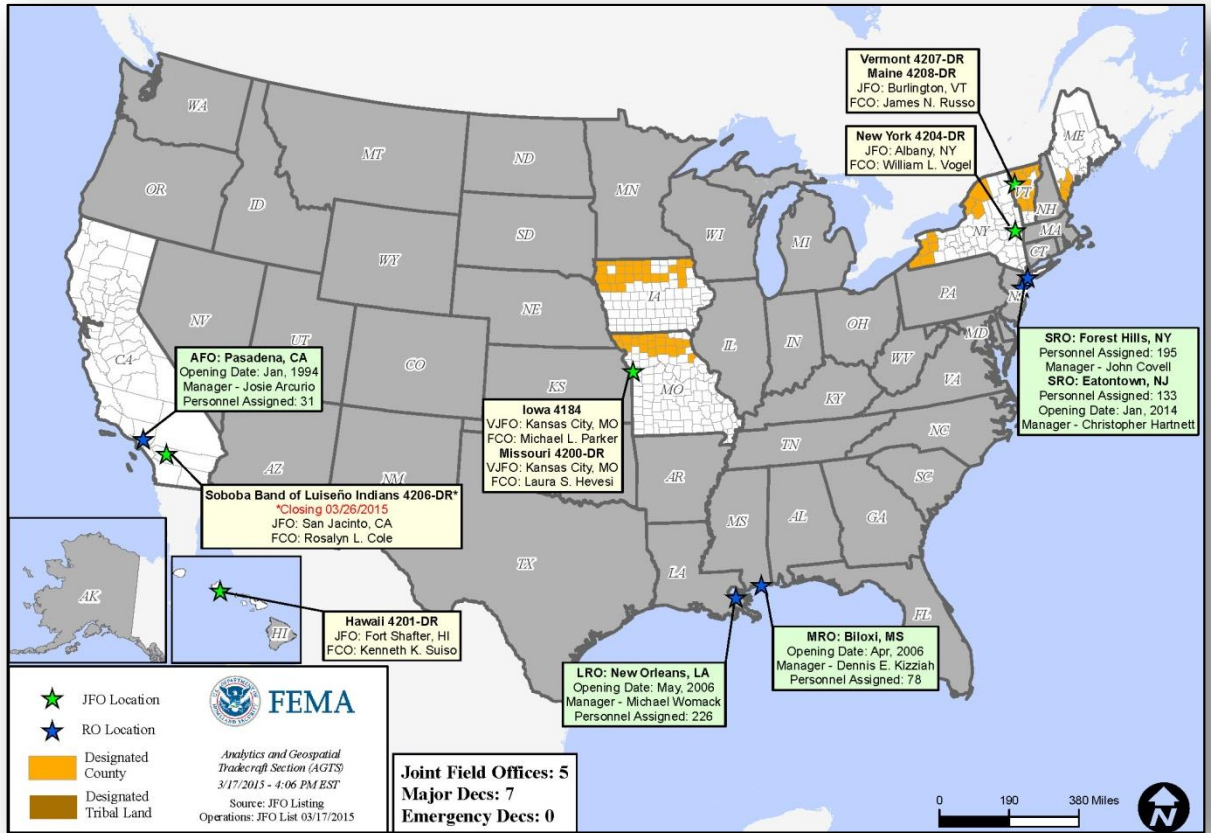
- Severe Thunderstorms Possible – Southern Plains into the Middle Mississippi Valley; scattered storm development with large hail & damaging winds are the primary threats
- Heavy Snow Possible – Northern Rockies & Plains
- Freezing Rain Possible – Upper Mississippi Valley into the Great Lakes
- Rain & Thunderstorms – Portions of the Central Plains, Middle Mississippi Valley & Southern Appalachians
- Red Flag Warnings: CO, WY, NE, & KS
- Space Weather: Minor geomagnetic storms reaching the G1 level occurred over the past 24 hours; next 24 hours is predicted to be minor, geomagnetic storms reaching G1 are expected

Tropical Activity: No activity threatening U.S. territories

Declaration Activity: None

FEMA Readiness: NWC returned to Watch/Steady State

Open Field Offices as of March 24



Disaster Requests & Declarations



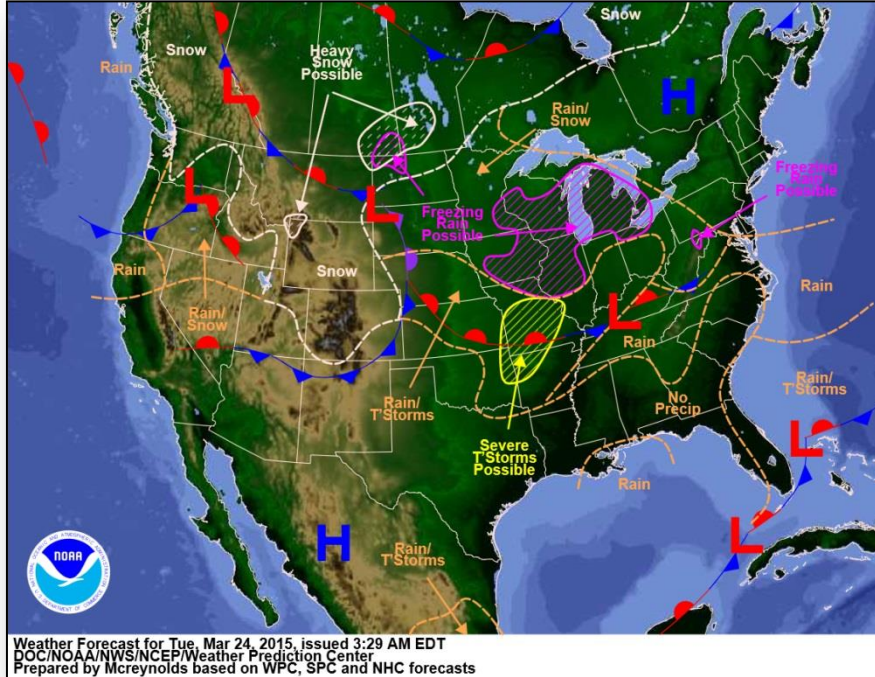
| Declaration Requests in Process | | Requests APPROVED (since last report) | Requests DENIED (since last report) |
|---|-----------------------|--|--|
| 1 | Date Requested | 0 | 0 |
| NH – DR Severe Winter Storm and Snowstorm | March 13, 2015 | | |

Joint Preliminary Damage Assessments

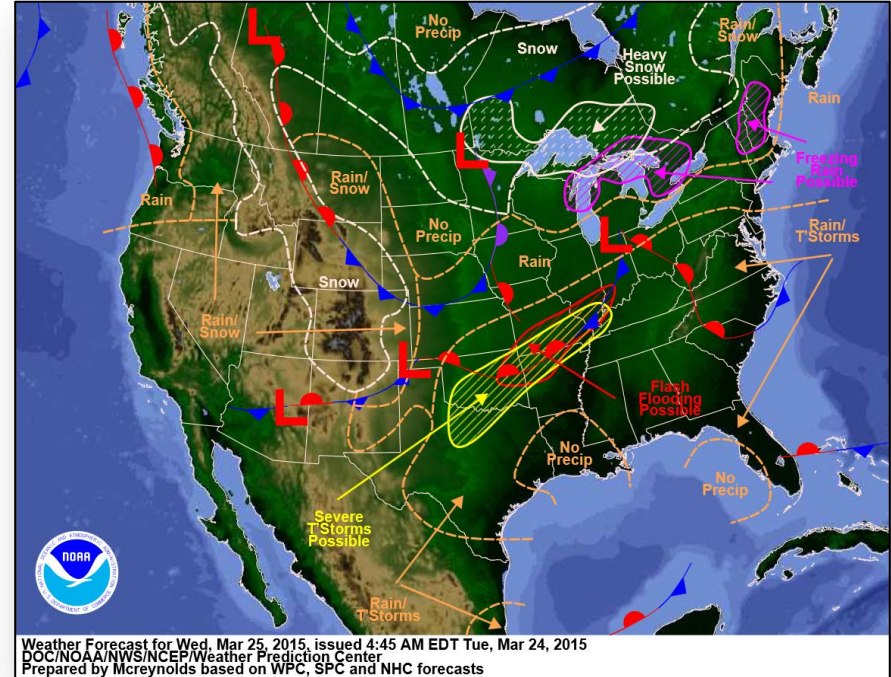


| Region | State / Location | Event | IA/PA | Number of Counties | | Start – End |
|--------|------------------|---|-------|--------------------|----------|-------------|
| | | | | Requested | Complete | |
| I | CT | January Blizzard January 25, 2015 | PA | 4 | 4 (+4) | 2/24 – 3/23 |
| III | WV | Winter Storm March 4-7, 2015 | PA | 34 | 34 (+9) | 3/16 – 3/23 |
| IV | GA | Severe Winter Weather & Ice Storm February 14-18, 2015 | PA | 28 | 0 | 3/25 - TBD |

National Weather Forecast

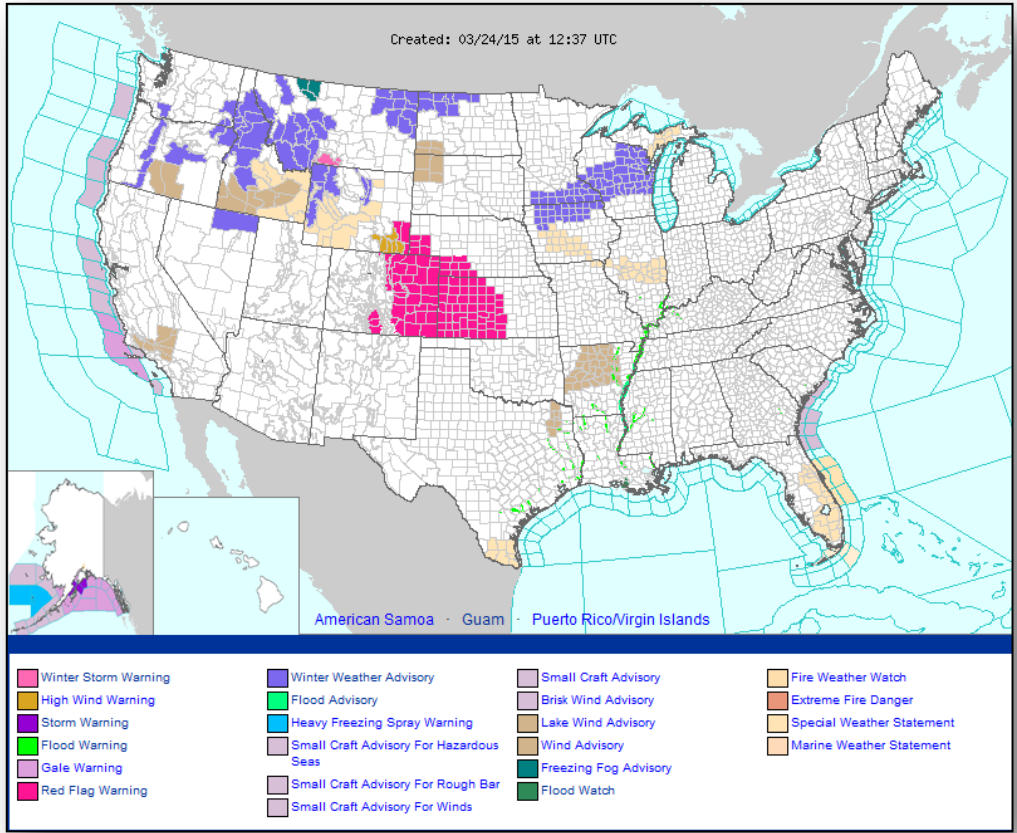


Today

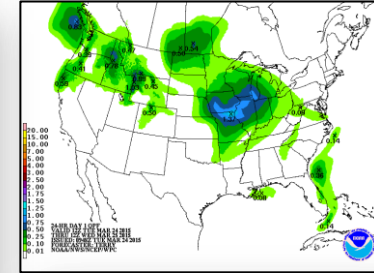
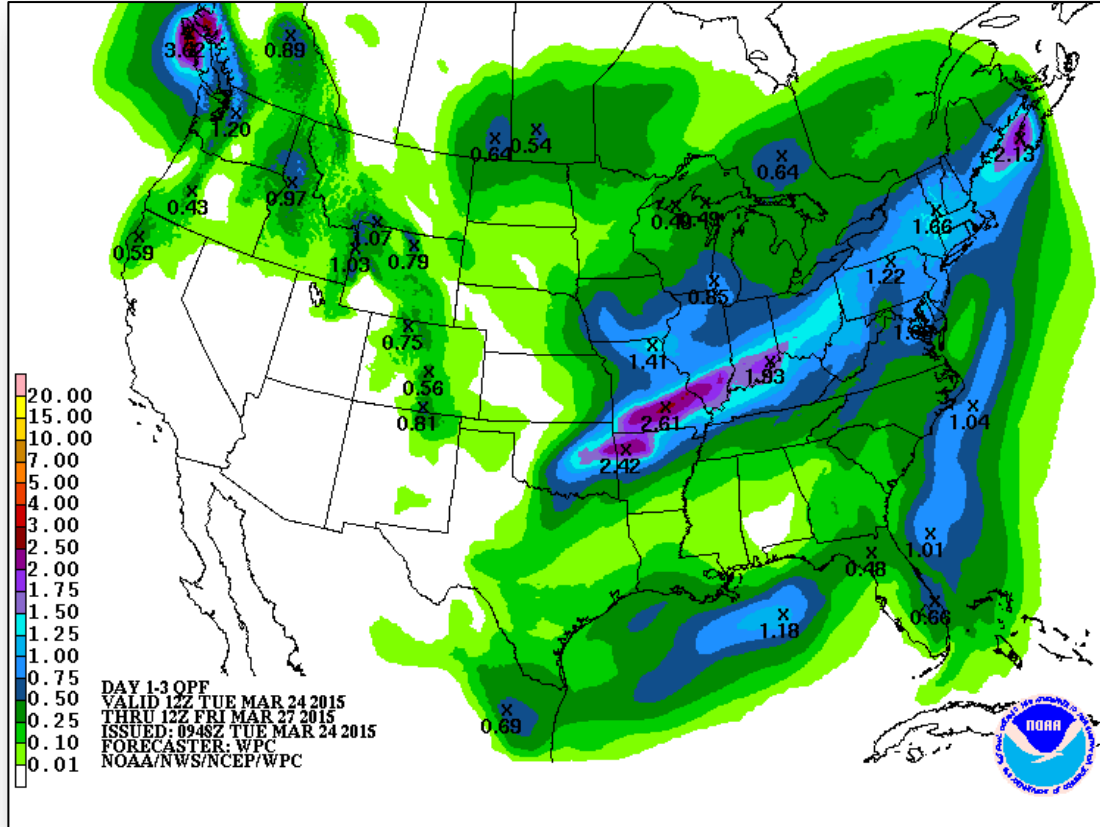


Tomorrow

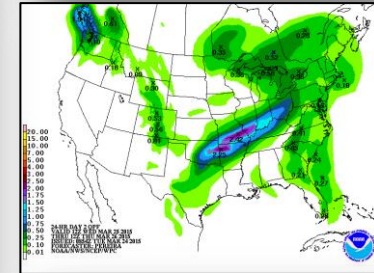
Active Watches/Warnings



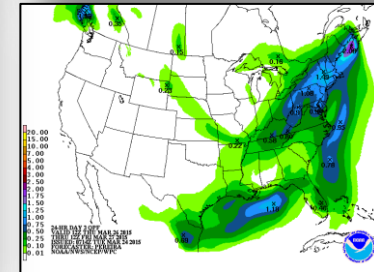
Precipitation Forecast 1–3 Day



Day 1



Day 2

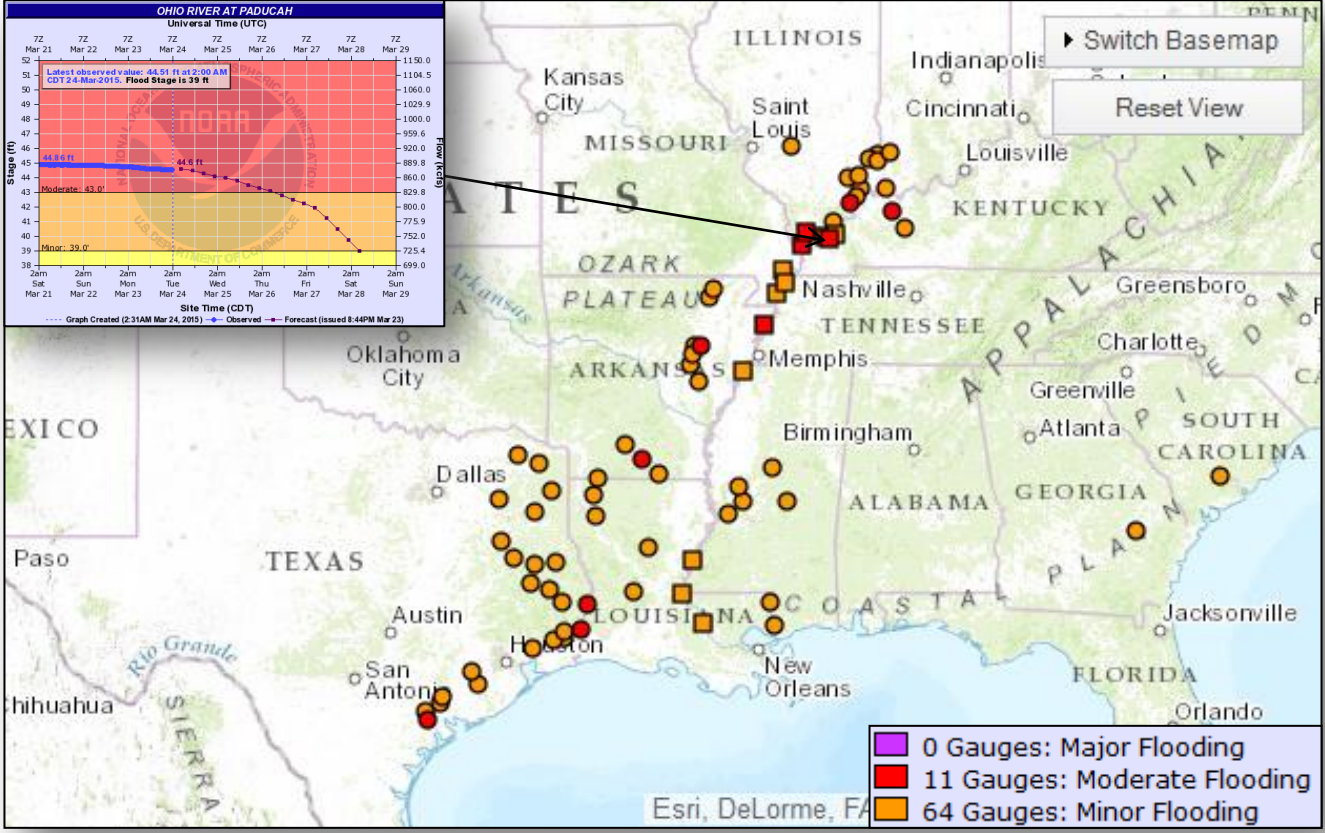
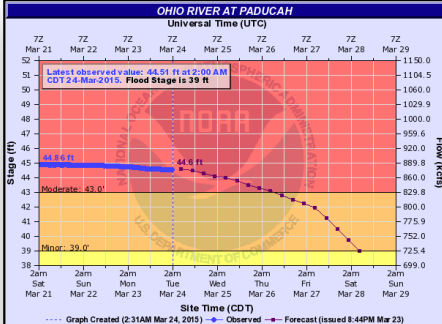


Day 3

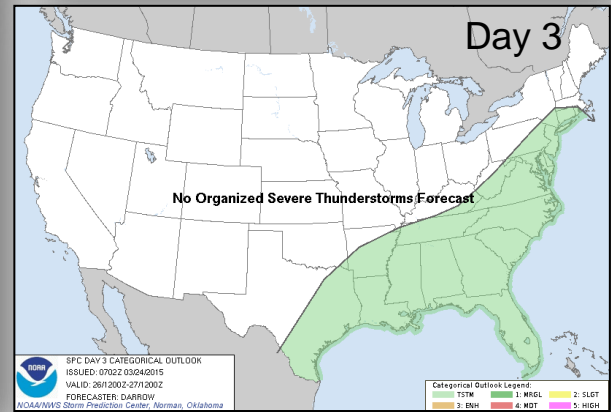
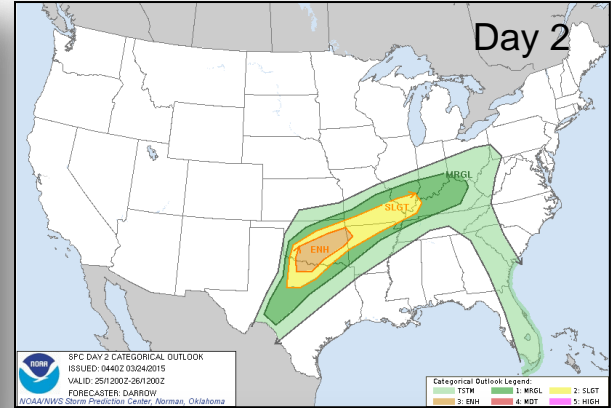
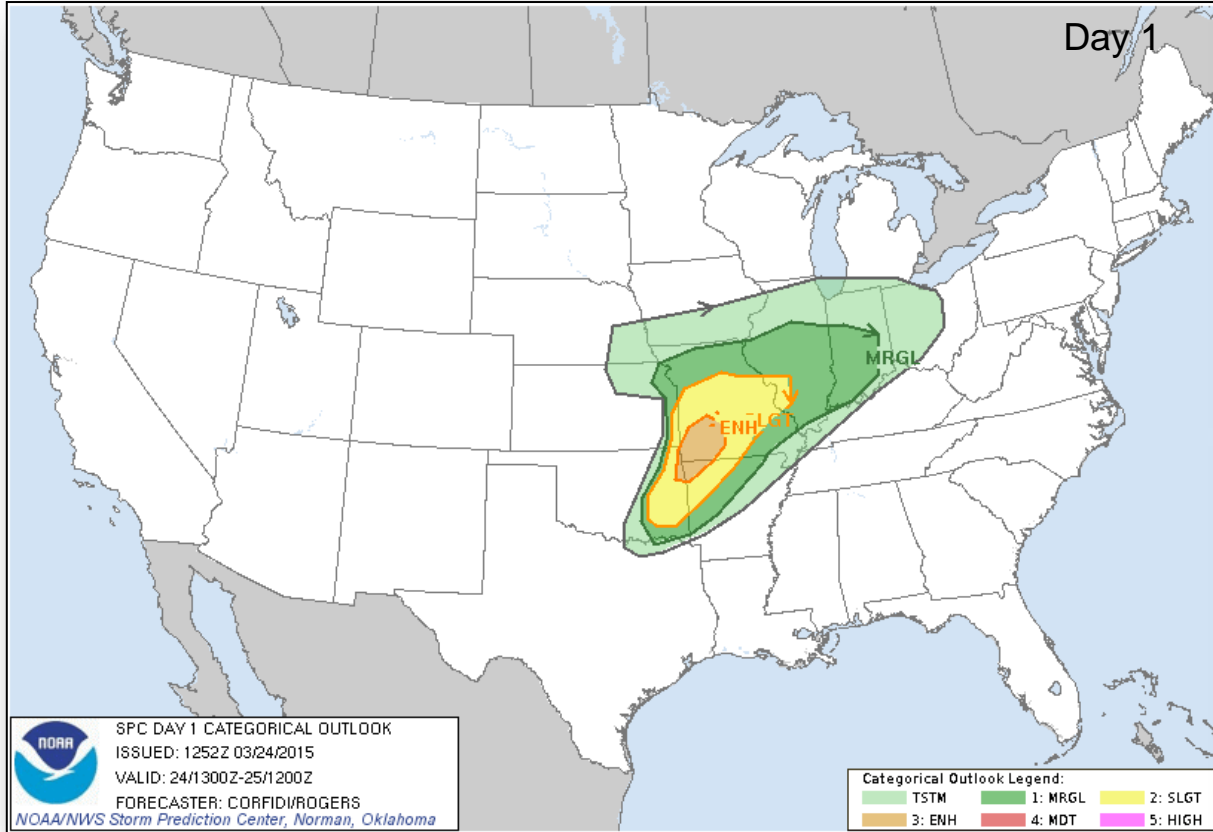
River Forecast



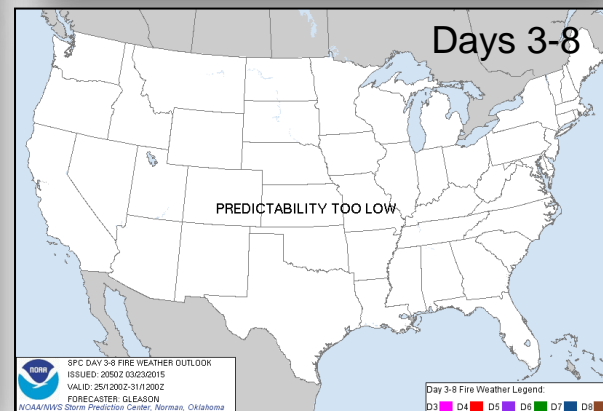
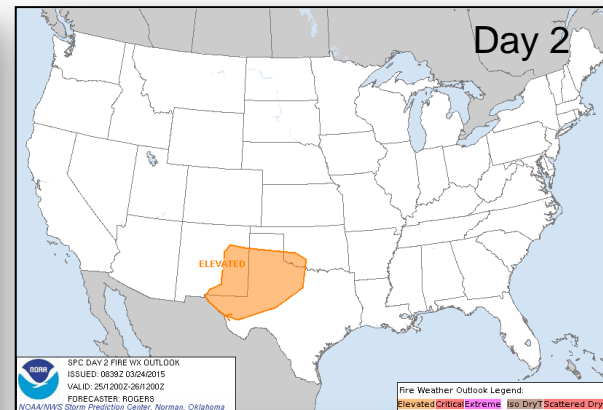
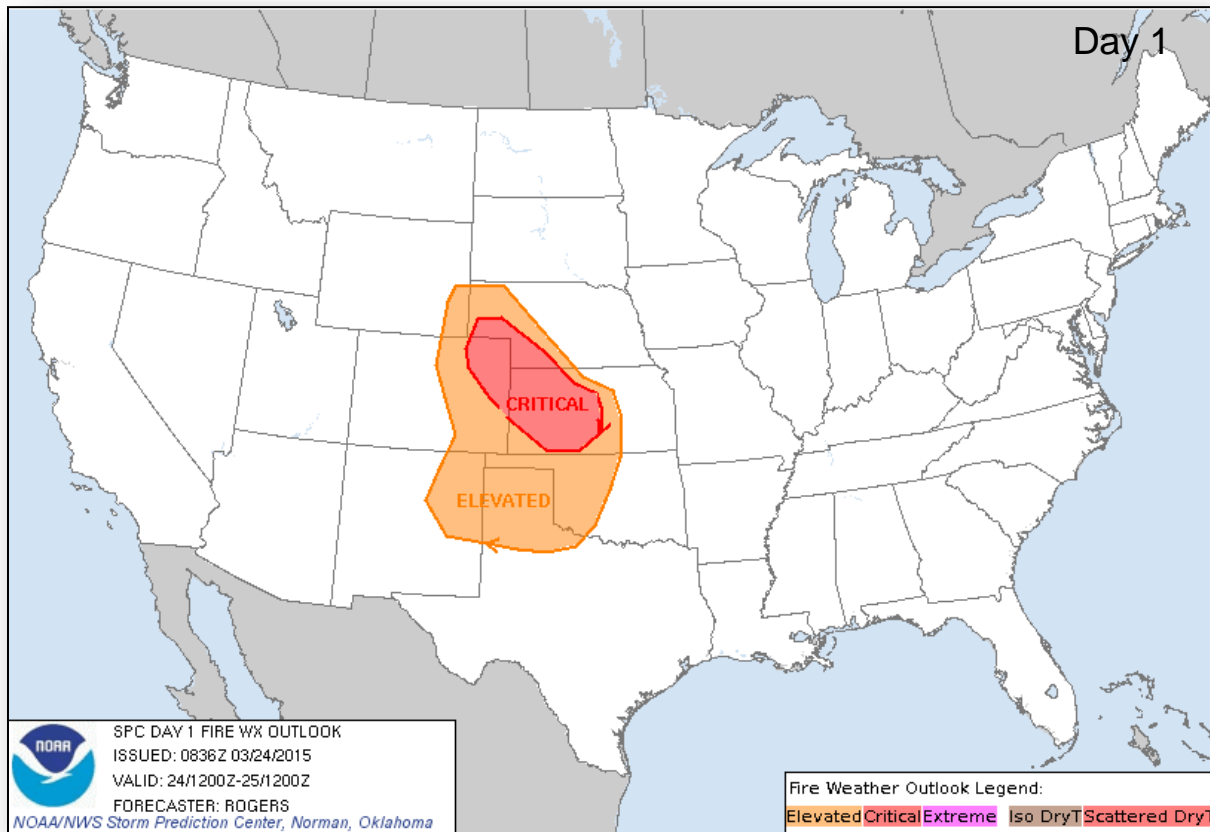
FEMA



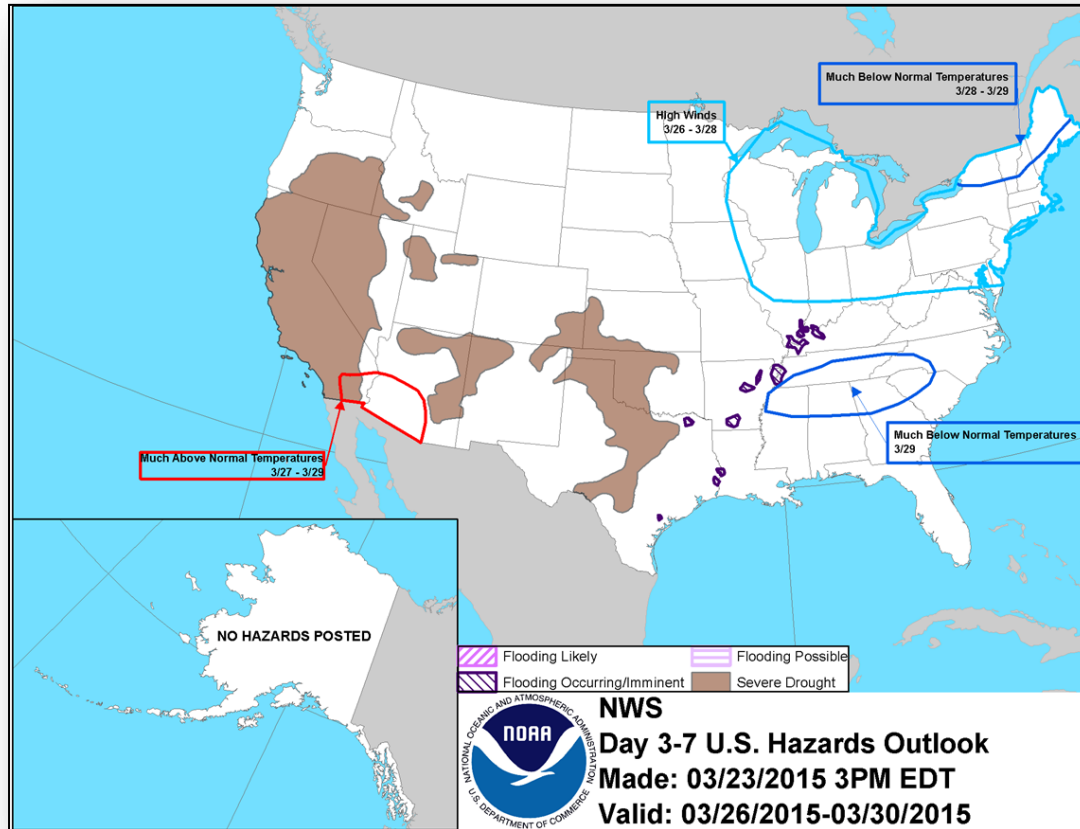
Convective Outlook, Days 1–3



Fire Weather Outlook, Days 1– 8





Hazard Outlook: Mar 26 – 30



Space Weather

| NOAA Scales Activity (Range: 1/minor to 5/extreme) | Past 24 Hours | Current | Next 24 Hours |
|---|---------------|---------|---------------|
| Space Weather Activity: | Minor | None | Minor |
| • Geomagnetic Storms | G1 | None | G1 |
| • Solar Radiation Storms | None | None | None |
| • Radio Blackouts | None | None | None |

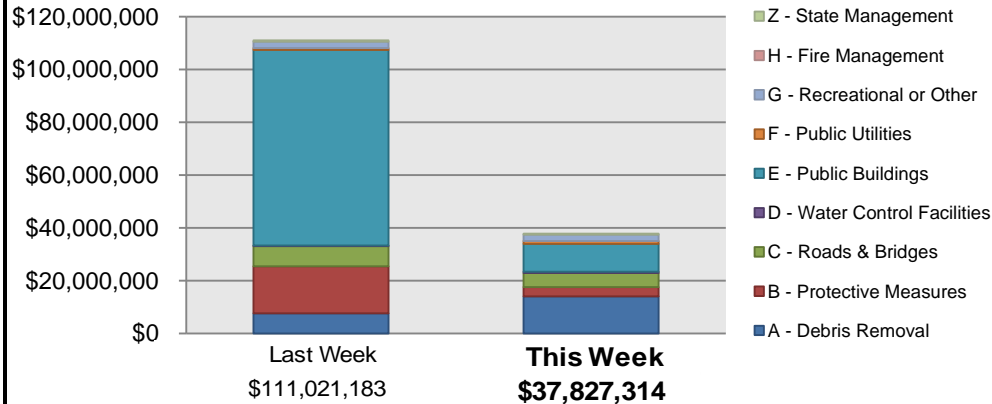


Public Assistance Grant Program



| PA Project Worksheets Obligated in past week, as of 3/23/2015 at 1400 EDT | | | | | | | | | | |
|--|--------------------|-------------------------|---------------------|------------------------------|----------------------|----------------------|---------------------------|---------------------|----------------------|-----------------|
| PA Category | Emergency Work | | Permanent Work | | | | | H - Fire Management | Z - State Management | Total |
| | A - Debris Removal | B - Protective Measures | C - Roads & Bridges | D - Water Control Facilities | E - Public Buildings | F - Public Utilities | G - Recreational or Other | | | |
| Number Of PWs Obligated | 31 | 36 | 79 | 6 | 27 | 12 | 23 | 0 | 4 | 218 |
| Federal Share Obligated | \$14,115,138.46 | \$3,498,817.15 | \$5,284,667.82 | \$451,944.28 | \$10,591,406.00 | \$1,065,077.14 | \$2,445,905.94 | 0 | \$374,357.33 | \$37,827,314.12 |

Public Assistance Obligated per Category In the Past 2 Weeks – 3/9/2015 through 3/23/2015



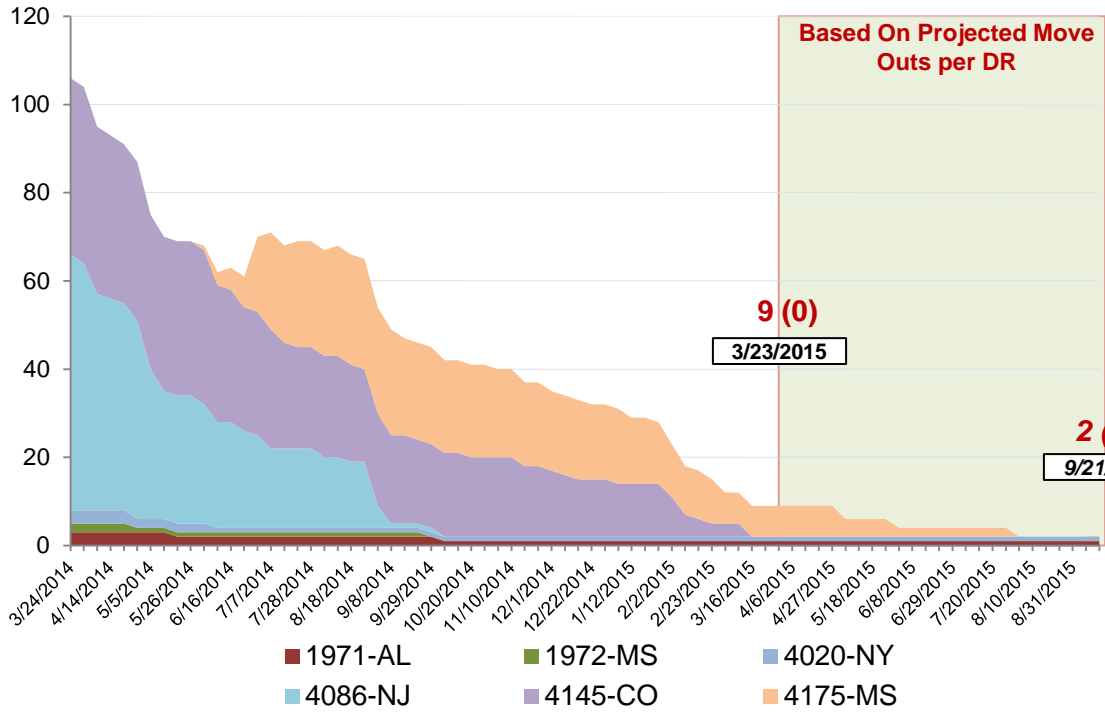
PA Highlights

- On 3/18 a Category E grant for over \$6.9 million was obligated to Orleans Parish Criminal Sheriff's Office for damages as a result of Hurricane Katrina, DR-1603



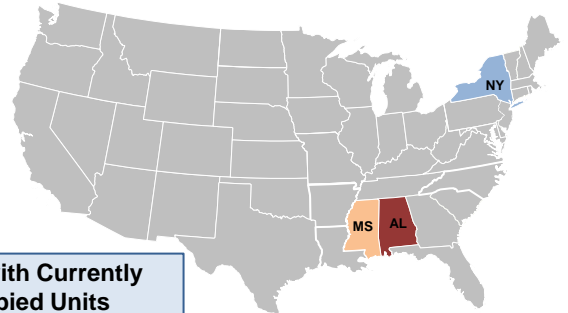
Direct Housing

**Total Households in FEMA Direct Housing per State
Past Year per Week, 3/24/2014 – 3/23/2015, Projected to 9/21/2015
There are currently 9 Households Occupying 9 Temporary Units**



| DR | IA Declaration Date | Program End Date | Current # of Households in Direct Housing (Weekly Change) |
|----------------------|---------------------|-------------------|---|
| 4175-MS | 04/30/2014 | 10/30/2015 | 7 (0) |
| 4020-NY [†] | 08/31/2011 | 06/01/2013 | 1 (0) |
| 1971-AL [†] | 04/28/2011 | 10/28/2012 | 1 (0) |

[†] Units are under authority of Department of Justice

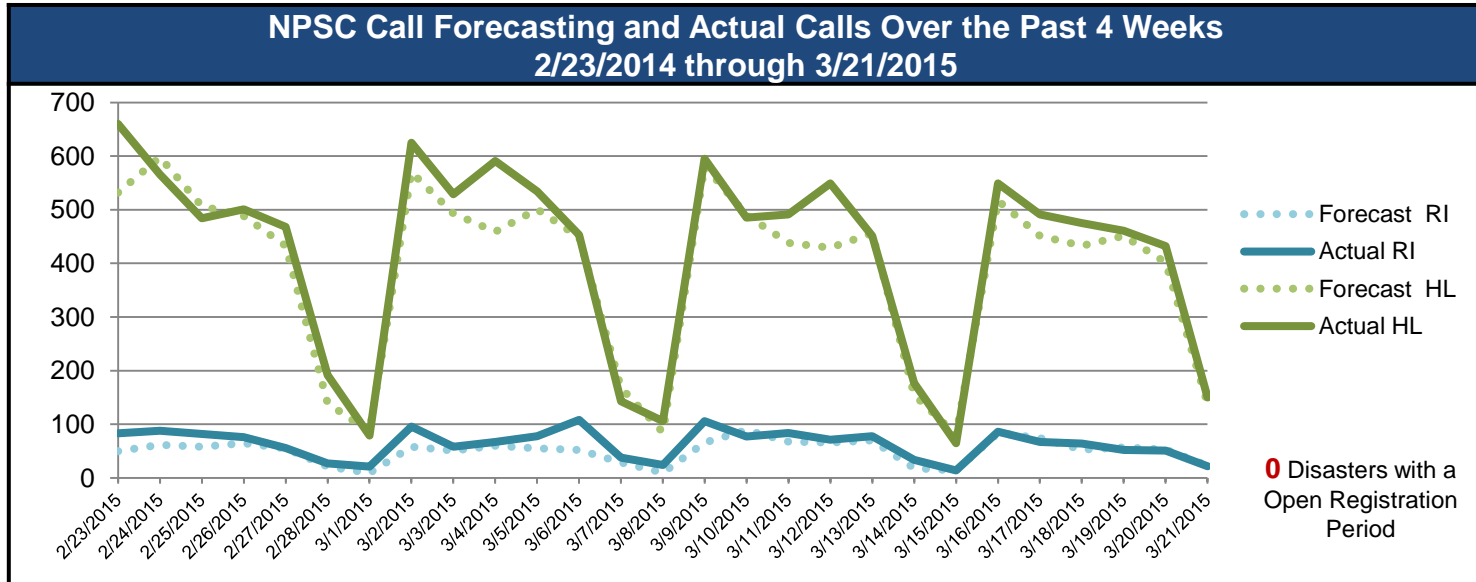


States with Currently Occupied Units

NPSC Activity



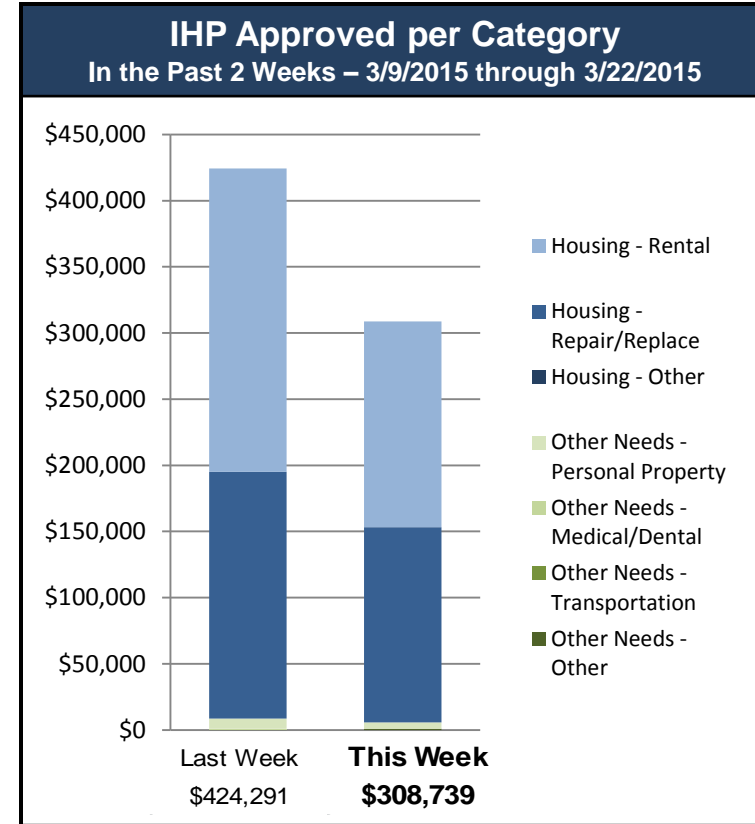
| NPSC Call Activity in the Past Week 3/15/2014 through 3/21/2015 | | | | | |
|--|-----------------|--------------|---------------------|---------------------|---------------------|
| Call Type | Projected Calls | Actual Calls | Average Answer Time | Maximum Answer Time | Minimum Answer Time |
| Registration Intake | 344 | 342 | :12 | :21 | :07 |
| Helpline | 2,392 | 2,558 | :12 | :28 | :08 |
| All Calls | 2,736 | 2,900 | :12 | :28 | :08 |



Individual Assistance Activity



| Individuals and Households Program Activity as of March 23, 2015 at 0000 EDT | | | | |
|---|--|---------------------|------------------|--|
| | | In Past 7 Days | | |
| | | Applicants Approved | Amount Approved | |
| IHP Active | 8 Declarations IHP Programmatically Open – Closed Registration * | | | |
| | Housing Assistance | 92 | \$302,983 | |
| | Other Needs Assistance | 12 | \$5,756 | |
| | Total IHP | | \$308,739 | |



FEMA Readiness – Deployable Teams /Assets



| Deployable Teams/Assets | | | | | | | | | |
|-------------------------|--------|-------|---------------|------|---------------------|---------------|-------------------------------|--|---|
| Resource | Status | Total | FMC Available | | Partially Available | Not Available | Detailed, Deployed, Activated | Comments | Rating Criterion |
| FCO | Green | 37 | 20 | 54% | 0 | 1 | 16 | | OFDC Readiness: FCO Green Yellow Red Type 1 3+ 2 1 Type 2 4+ 3 2 Type 3 4 3 2 FDRC 3 2 1 |
| FDRC | Green | 10 | 10 | 100% | 0 | 0 | 0 | | |
| US&R | Green | 28 | 27 | 96% | 0 | 1 | 0 | NM-TF1 (Red – Personnel shortages) | <ul style="list-style-type: none"> • Green = Available/FMC • Yellow = Available/PMC • Red = Out-of-Service • Blue = Assigned/Deployed |
| National IMAT | Yellow | 3 | 2 | 66% | 0 | 0 | 1 | IMAT East 2 – Deployed to GA | <ul style="list-style-type: none"> • Green: 3 avail • Yellow: 1-2 avail • Red: 0 avail (<i>Individual N-IMAT red if 50% of Section Chiefs and/or Team Leader is unavailable for deployment.</i>) |
| Regional IMAT | Green | 13 | 10 | 77% | 0 | 3 | 0 | <u>Not Mission Capable (NMC):</u> <ul style="list-style-type: none"> • Regions IV-3, VI-3 & IX-1 | <ul style="list-style-type: none"> • Green: 7 or more avail • Yellow: 4 - 6 teams available • Red: > 8 teams deployed/unavailable R-IMAT also red if TL Ops/Log Chief is unavailable & has no qualified replacement |
| MCOV | Green | 60 | 56 | 93% | 0 | 4 | 0 | | <ul style="list-style-type: none"> • Green = 80 – 100% avail • Yellow = 60 – 79% avail • Red = 59% or below avail • Readiness remains 95% |

FEMA Readiness – National/Regional Teams



| National/Regional Teams | | | | | | | | | |
|-------------------------|--------|-------|---------------|------|---------------------|---------------|---------------------|--------------------------------|--|
| Resource | Status | Total | FMC Available | | Partially Available | Not Available | Deployed/ Activated | Comments | Rating Criterion |
| NWC | | 5 | 5 | 100% | 0 | 0 | Activated | Returned to Watch/Steady State | <ul style="list-style-type: none"> • Green = FMC • Yellow = PMC • Red = NMC |
| NRCC | | 2 | 344 | 89% | 0 | 44 | Not Activated | | |
| HLT | | 1 | N/A | N/A | 0 | 0 | Not Activated | | |
| DEST | | | | | | | Not Activated | | |
| RRCCs | | 10 | 10 | 100% | 0 | 0 | Not Activated | | |
| RWCs/MOCs | | 10 | 10 | 100% | 0 | 0 | Not Activated | | |



FEMA

FEMA's mission is to support our citizens and first responders to ensure that as a nation we work together to build, sustain, and improve our capability to prepare for, protect against, respond to, recover from, and mitigate all hazards.