

The Disaster Center is dedicated to the idea that disaster mitigation is cost effective and individuals pursuing their own interest are the greatest potential force for disaster reduction.

Please consider making a small donation to the Disaster Center



When disaster mitigation is cost effective, we are on the road to bringing disasters to an end.



FEMA

Daily Operations Briefing

Saturday, March 24, 2018

8:30 a.m. EDT

Significant Activity – Mar 23-24



FEMA

Significant Events: None

Tropical Activity: Western Pacific – No activity affecting U.S. interests

Significant Weather:

- Heavy Snow/Heavy Mixed Precipitation – Northern Plains to the Ohio/Tennessee valleys and Mid-Atlantic
- Heavy Mountain Snow – CA and OR
- Critical/Elevated Fire Weather/Red Flag Warnings – AZ, NM, TX, CO, and FL
- Space Weather: Past 24 hours: None; Next 24 hours: Minor, G1 Level geomagnetic activity likely

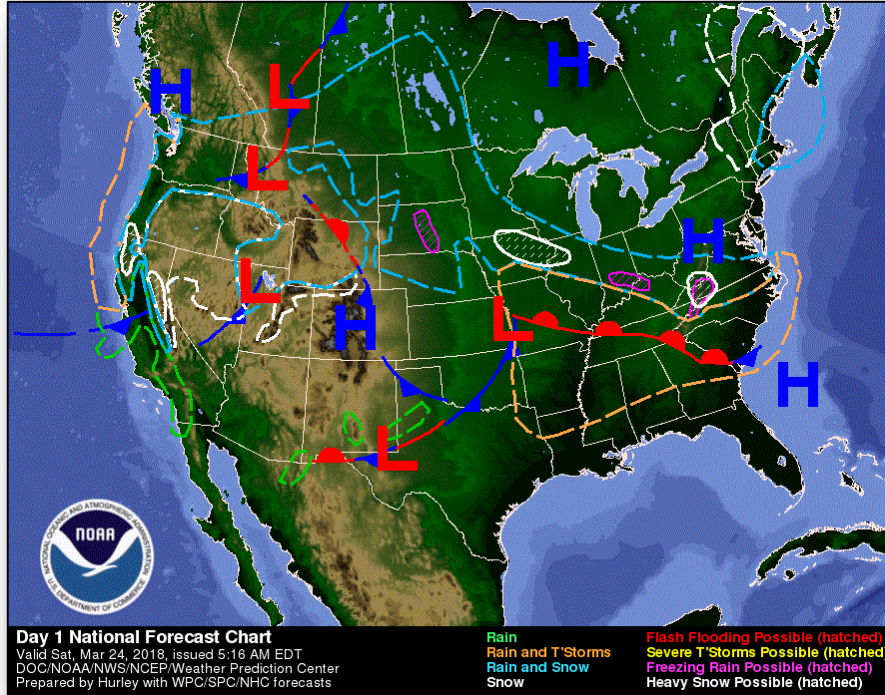
Earthquake Activity: No significant activity

Declaration Activity: None

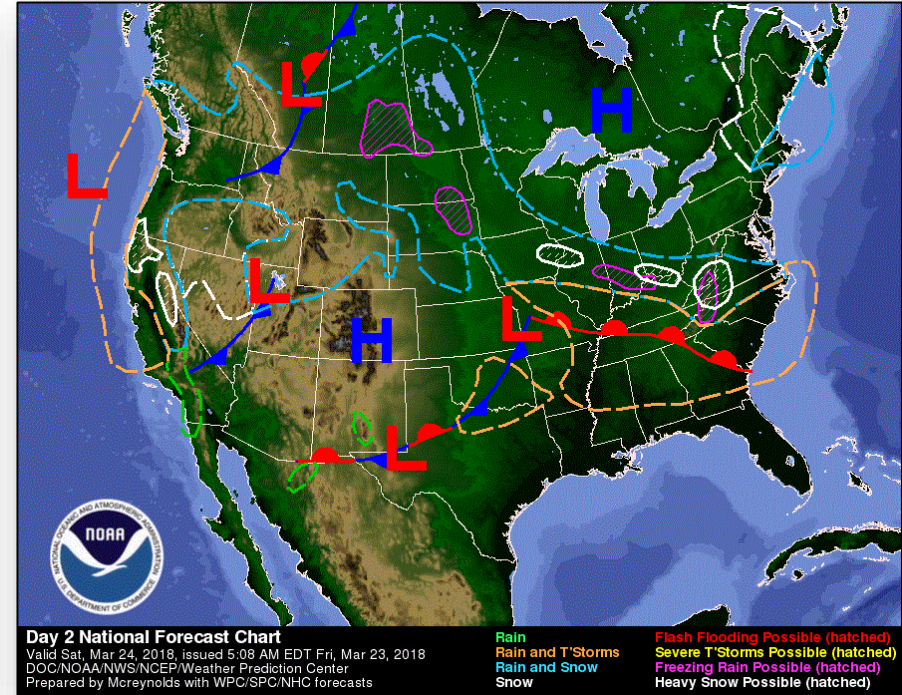
National Weather Forecast



FEMA



Today

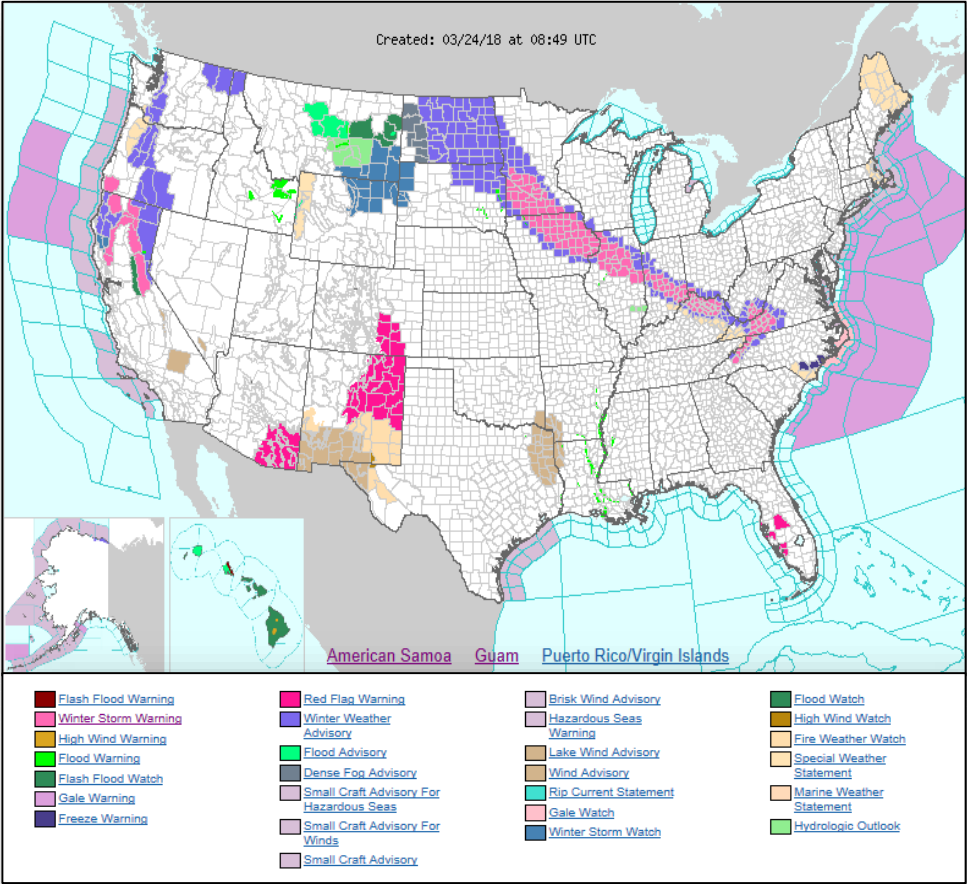


Tomorrow

Active Watches and Warnings



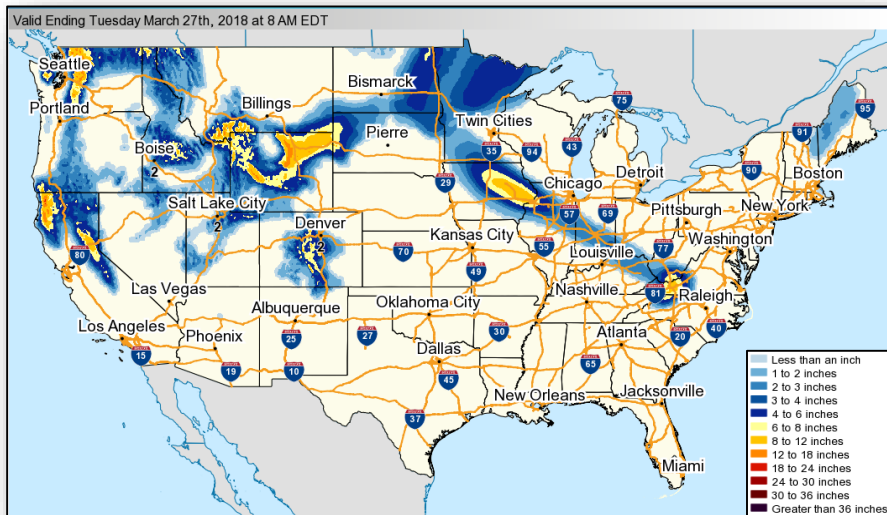
FEMA



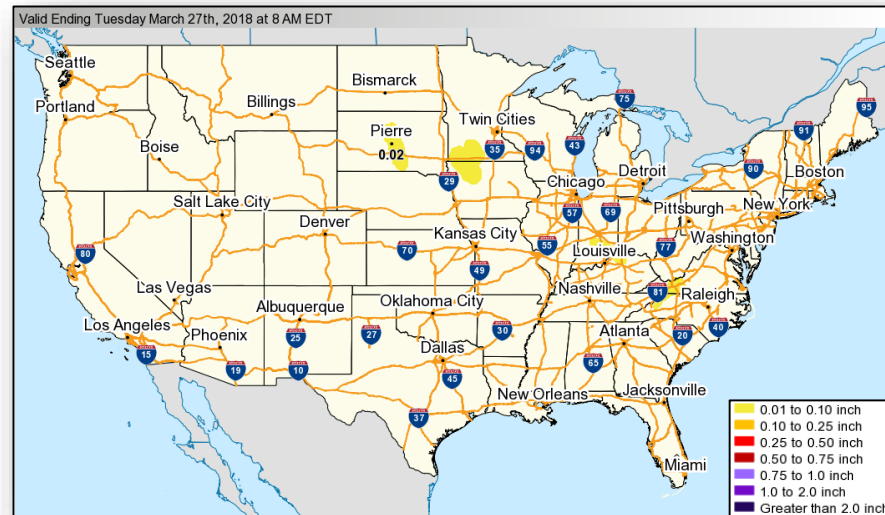
Winter Precipitation Outlook



FEMA



Forecast Snowfall

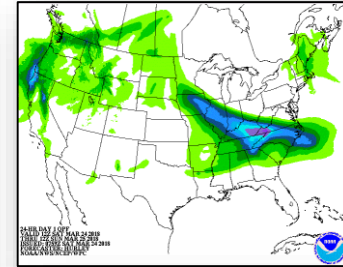
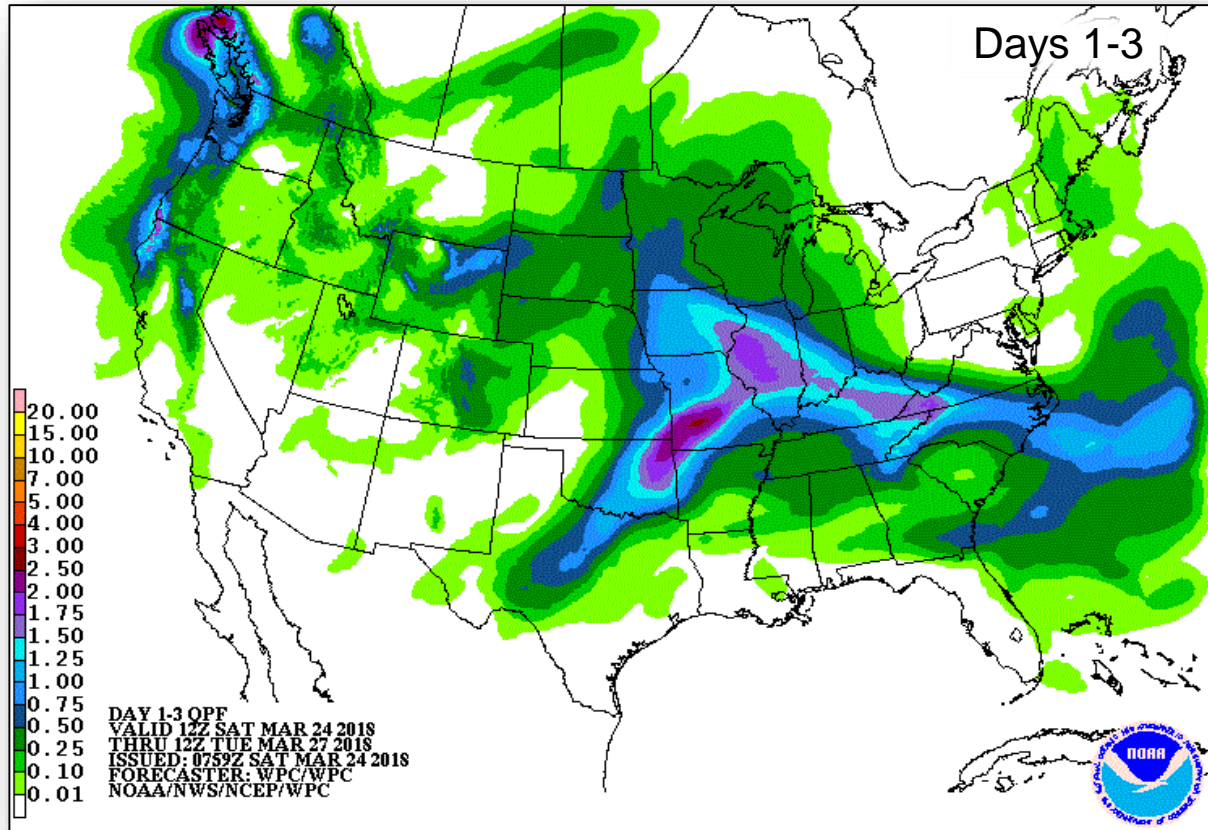


Forecast Ice Accumulation

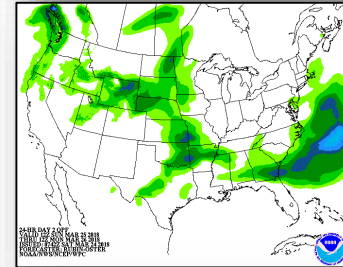
Precipitation Forecast



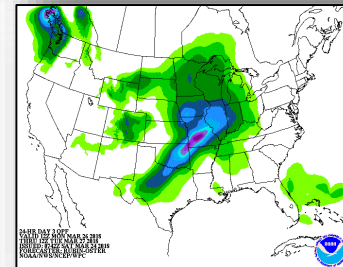
FEMA



Day 1



Day 2

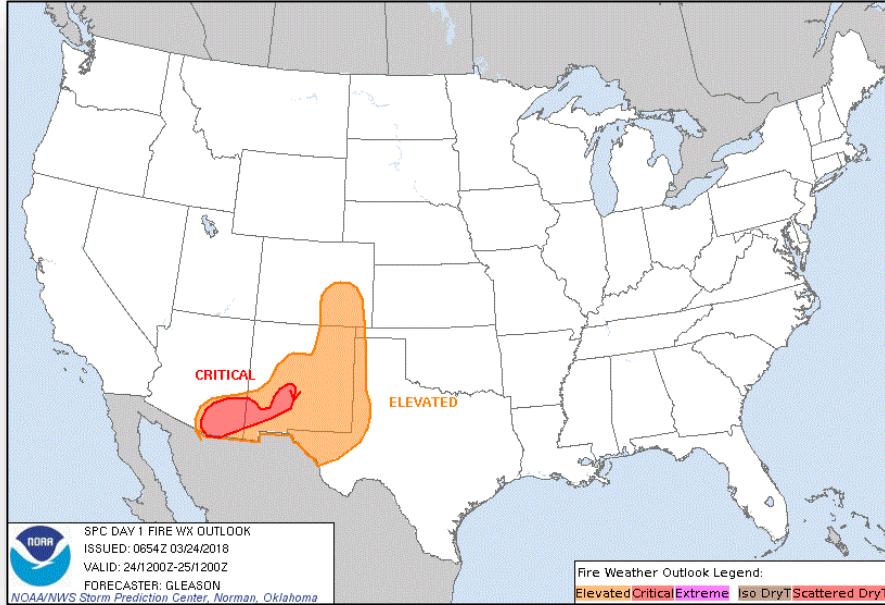


Day 3

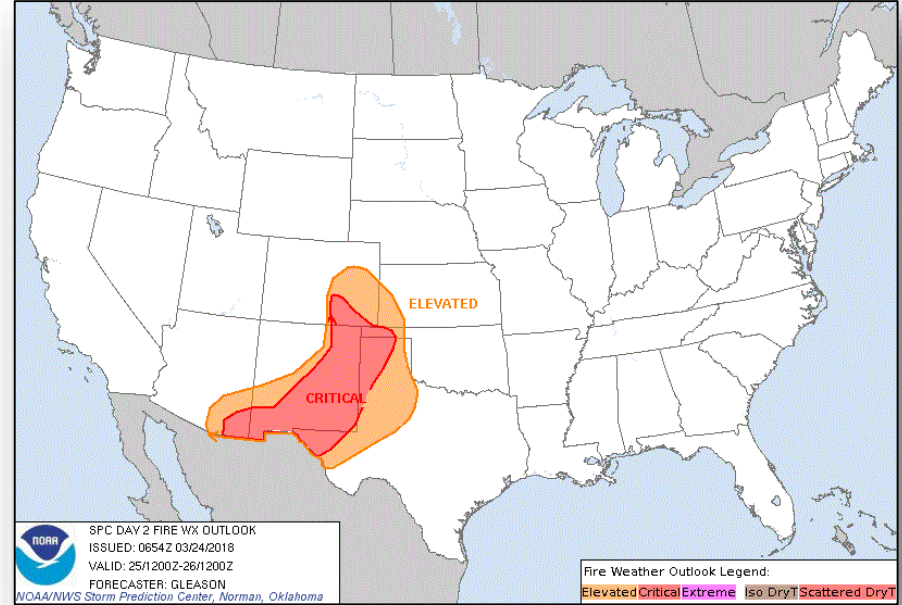
Fire Weather Outlook



FEMA



Today

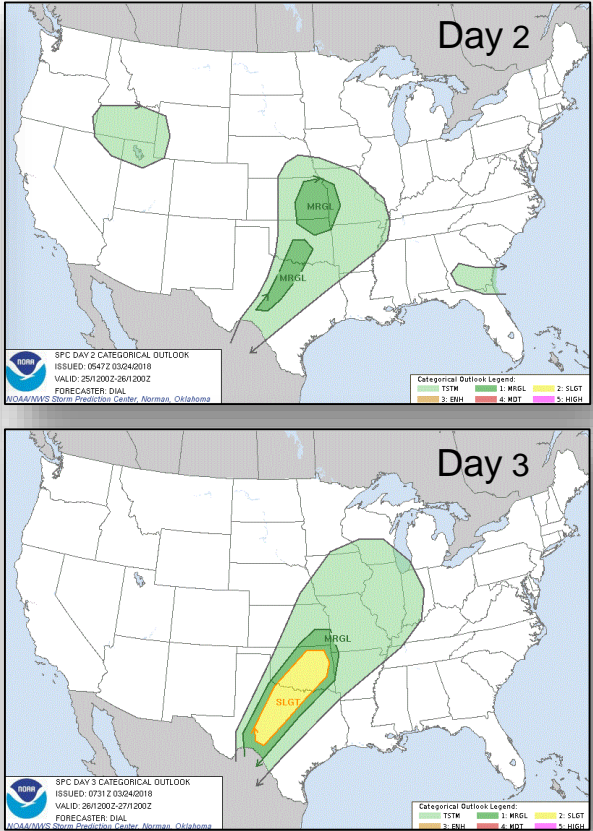
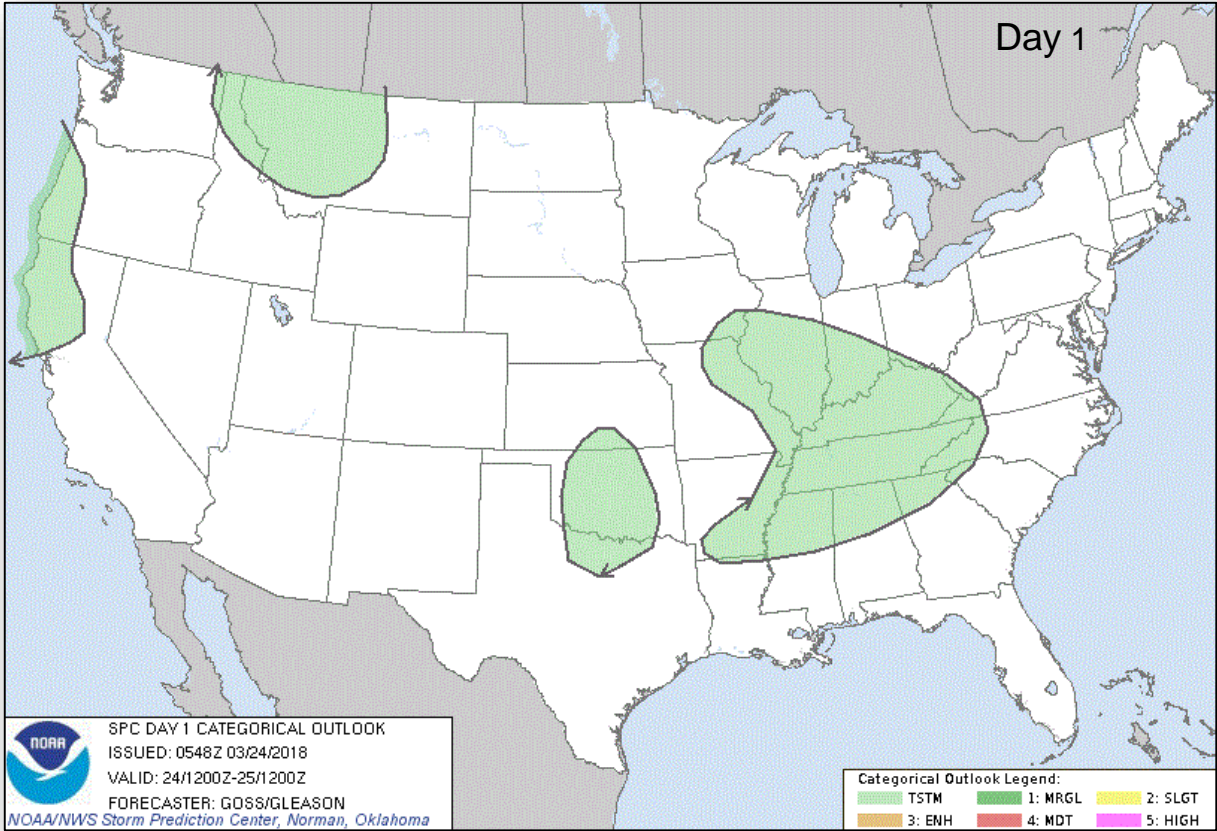


Tomorrow

Severe Weather Outlook



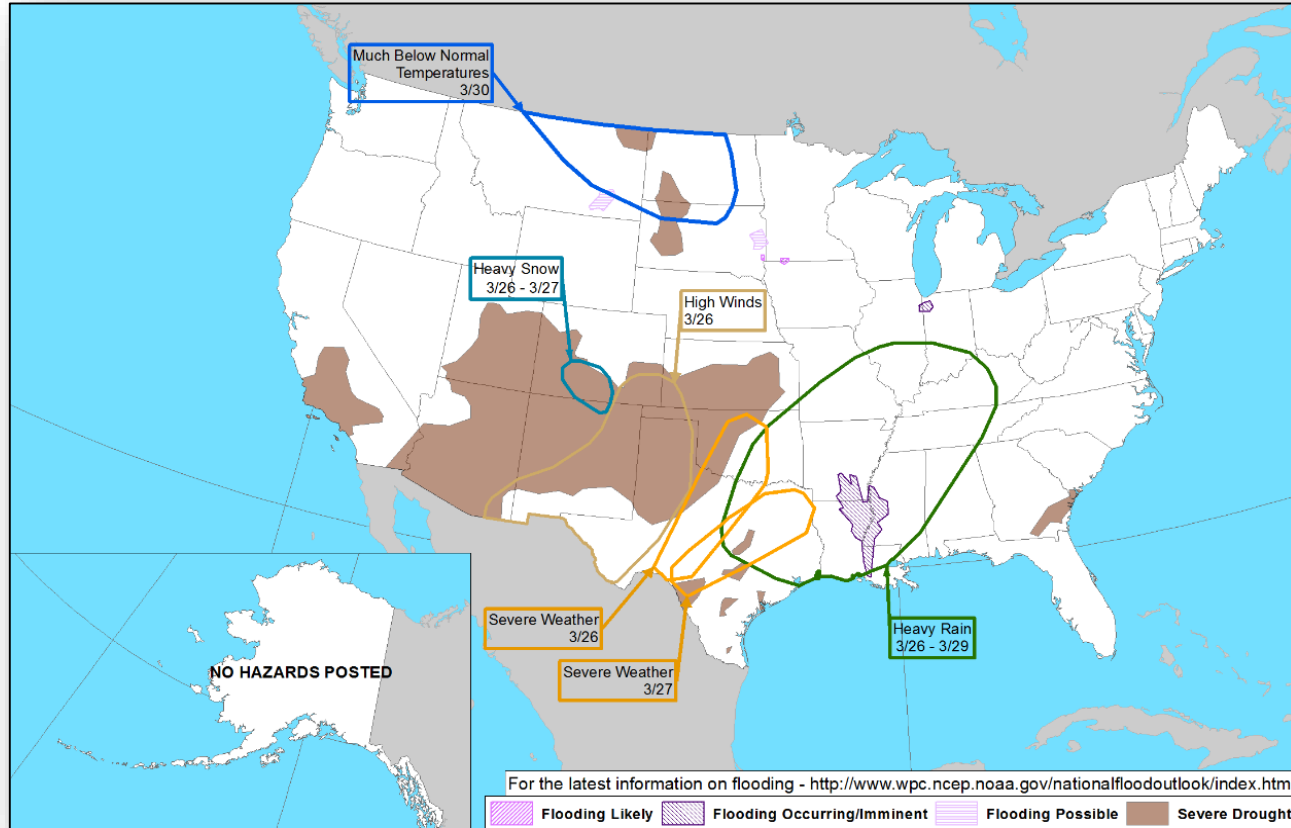
FEMA



Hazards Outlook – Mar 26-30



FEMA



Joint Preliminary Damage Assessments



FEMA

Region	State / Location	Event	IA / PA	Number of Counties		Start – End
				Requested	Completed	
I	MA	Nor'easter March 2-4, 2018	IA	7	7	3/12 – 3/20
			PA	9	0	3/15 – TBD
	NH	Coastal Storm and Flooding March 2-3, 2018	IA	0	0	N/A
			PA	1	0	3/15 – TBD
	ME	Severe Storm March 2-4, 2018	IA	0	0	N/A
			PA	1	0	3/21 – TBD
IV	KY	Flooding February 21, 2018	IA	6	4	3/19 – TBD
			PA	34	13	3/19 – TBD
V	IN	Flooding February 14 – March 4, 2018	IA	9	3	3/19 – TBD
			PA	36	0	3/19 – TBD

Disaster Requests & Declarations



FEMA

Declaration Requests in Process					Requests APPROVED (since last report)	Requests DENIED (since last report)
4	IA	PA	HM	Date Requested	0	0
AK – DR Severe Storm		X	X	January 25, 2018		
MT – (Appeal) Wildfires		X	X	January 26, 2018		
KY – DR Severe Storm, Flooding, Landslides & Mudslides		X	X	March 8, 2018		
WV – DR Severe Storm, Flooding, Landslides & Mudslides		X	X	March 16, 2018		

Readiness – Deployable Teams and Assets



FEMA

Resource	Force Strength	Available	Deployed	Other	Cadres with 25% or Less Availability
Total Workforce	12,141 ▲	3,878 ▼ 32%	4,723 ▼	3,540	DI 14% (13/93); EHP 8% (27/353); HM 23% (226/996); IT 25% (159/625); LOG 25% (316/1,253); NDRS 24% (59/251); PA 12% (233/1,917); PLAN 23% (98/428); SAF 19% (11/59); SEC 7% (7/107)
National IMATs* (3 Teams)	East 1: East 2: West:	B-48 Charlie B-2			
Regional IMATs (> 6 Teams)	Assigned: Available: PMC / NMC: Deployed:	13 8 (+1) 2 (-1) 3			
US&R (> 66%)	Assigned: Available: PMC / NMC: Deployed:	28 28 0 0			
MERS (> 66%)	Assigned: Available: NMC: Deployed:	36 35 0 1			
FCO (≤ 1 Type I)	Assigned: Available: PMC / NMC: Deployed:	35 5 (-1) 7 (+1) 23			
FDRC (≥ 3)	Assigned: Available: PMC / NMC: Deployed:	14 4 1 9	<p>As of 3:00 a.m. EDT March 24, 2018</p>		

* B-2 Status: Assemble ≤ 2-hrs, On Site ≤ 18-hrs; B-48 Status: Assemble and deploy ≤ 48hrs; Charlie Status: No team assemble time requirement

FEMA Readiness – Activation Teams



FEMA

Resource	Status	Total	Status	Activated Team	Activation Level	Activation Times	Reason / Comments
NWC		5	Steady State				
NRCC		2	Available				
HLT		1	Available				
RWCs/MOCs		10	Steady State				
RRCCs		10	Available				

Backup Regions: VIII, V, & III



FEMA

**FEMA's mission is helping people
before, during, and after disasters.**