

The Disaster Center is dedicated to the idea that disaster mitigation is cost effective and individuals pursuing their own interest are the greatest potential force for disaster reduction.

Please consider making a small donation to the Disaster Center



When disaster mitigation is cost effective, we are on the road to bringing disasters to an end.



# **FEMA**

## **Daily Operations Briefing**

**Wednesday, March 25, 2015**

**8:30 a.m. EDT**

# Significant Activity: Mar 24 – 25



**Significant Events:** None

**Significant Weather:**

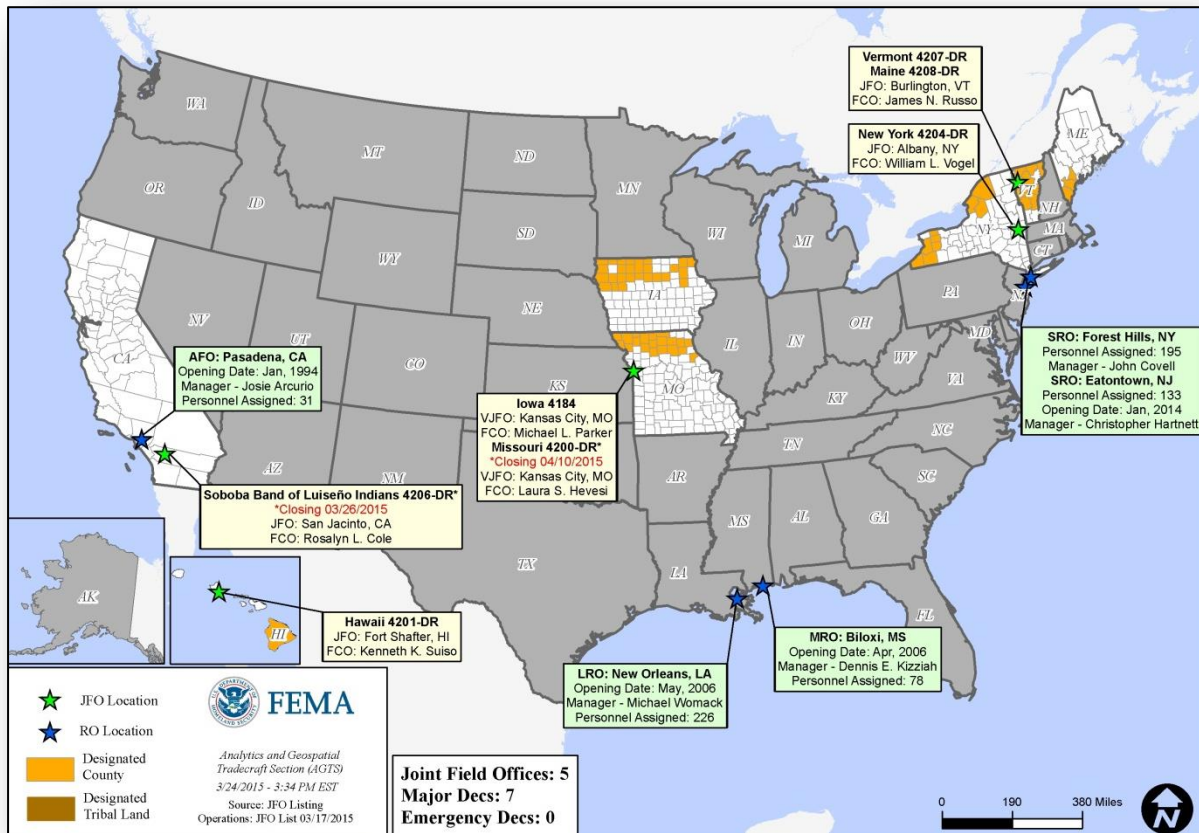
- Severe thunderstorms possible – Central Plains to Ohio Valley
- Freezing rain possible – Great Lakes, Mid-Atlantic & New England
- Heavy rain & flooding/flash flooding possible – Middle Mississippi Valley to Ohio Valley
- Rain & thunderstorms – Southern Plains into the Midwest & Ohio Valley
- Rain & snow – Northern Intermountain, Central Plains & Upper Mississippi Valley/Great Lakes
- Snow – Northern & Central Rockies to portions of Northern/Central Plains & Great Lakes
- Critical/Elevated Fire Weather: OK, NM & TX; Red Flag Warnings: AK & TX
- Space Weather: Past 24 hours/next 24 hours – no space weather storms observed or predicted

**Tropical Activity:** No activity threatening U.S. territories

**Declaration Activity:** None

**FEMA Readiness:** None

# Open Field Offices as of March 25



# Disaster Requests & Declarations



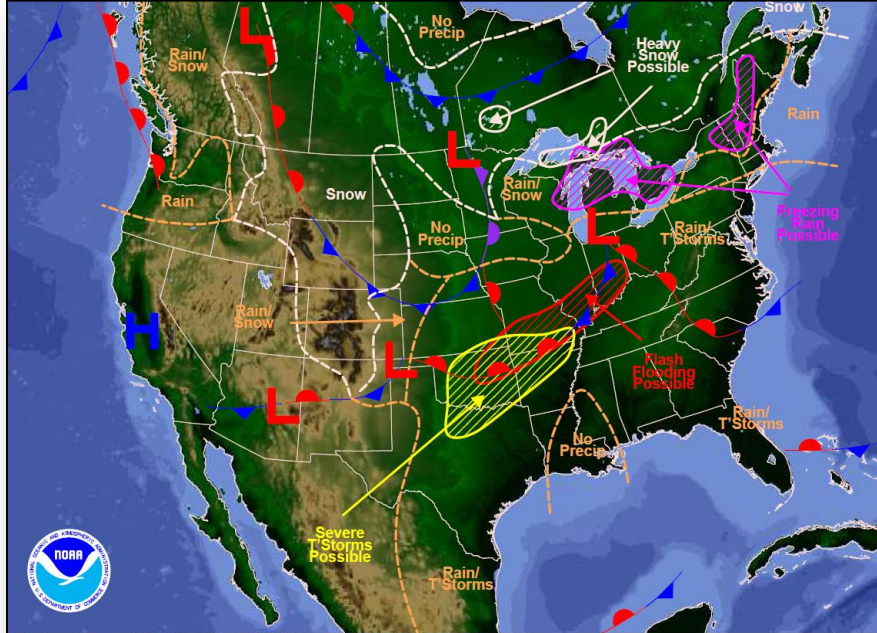
Declaration Requests in Process		Requests APPROVED (since last report)	Requests DENIED (since last report)
1	Date Requested	0	0
NH – DR Severe Winter Storm and Snowstorm	March 13, 2015		

# Joint Preliminary Damage Assessments



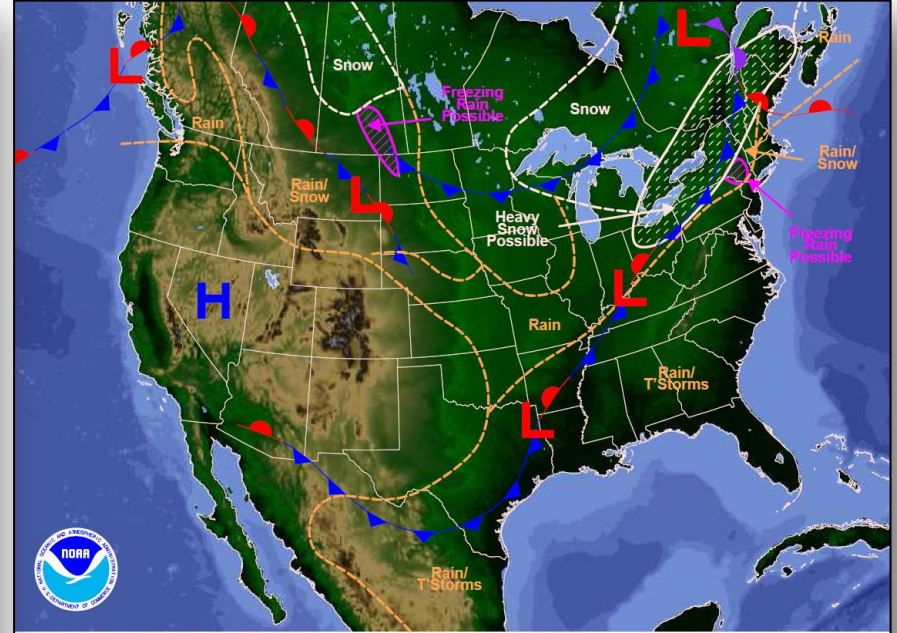
Region	State / Location	Event	IA/PA	Number of Counties		Start – End
				Requested	Complete	
IV	KY	Severe Winter Weather: Snow & Artic Air February 15-26, 2015	PA	35	0	3/30 - TBD
IV	KY	Severe Winter Weather: Snow, Sleet & Rain March 4-6, 2015	PA	28	0	3/30 - TBD
IV	GA	Severe Winter Weather & Ice Storm February 14-18, 2015	PA	28	0	3/25 - TBD

# National Weather Forecast



Weather Forecast for Wed, Mar 25, 2015, issued 3:25 AM EDT  
DOC/NOAA/NWS/NCEP/Weather Prediction Center  
Prepared by McCreynolds based on WPC, SPC and NHC forecasts

*Today*

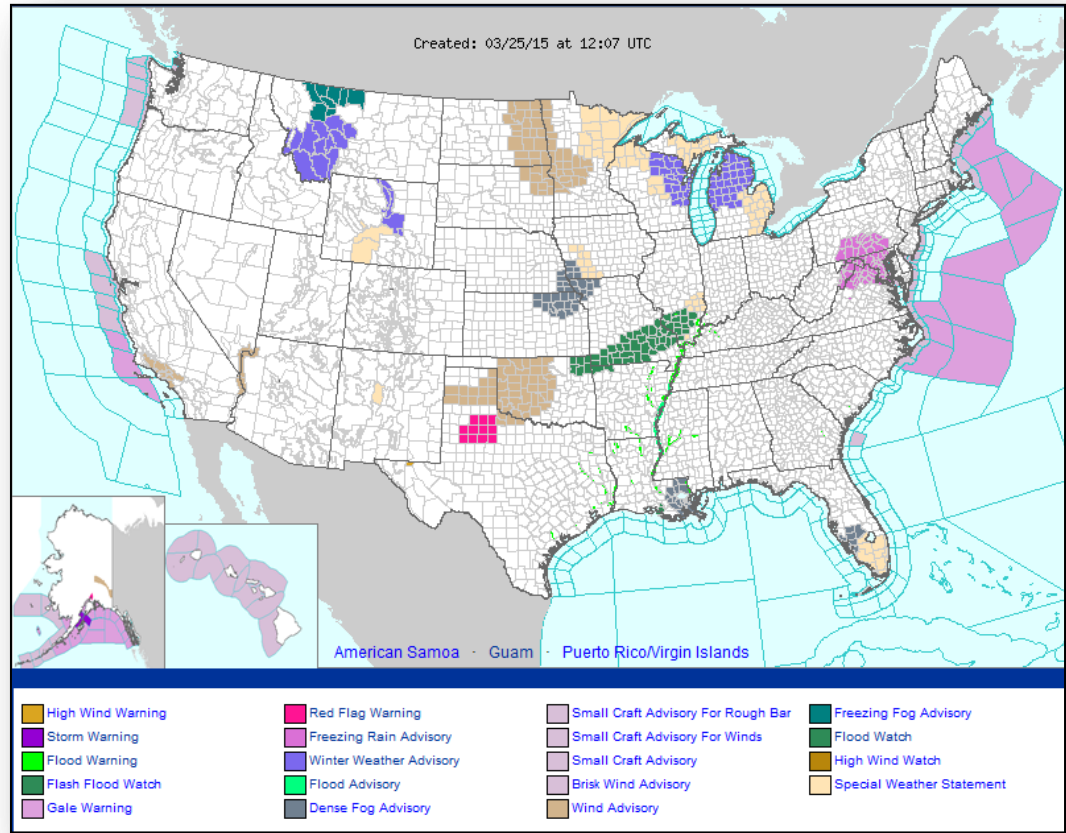


Weather Forecast for Thu, Mar 26, 2015, issued 4:24 AM EDT Wed, Mar 25, 2015  
DOC/NOAA/NWS/NCEP/Weather Prediction Center  
Prepared by McCreynolds based on WPC, SPC and NHC forecasts

*Tomorrow*

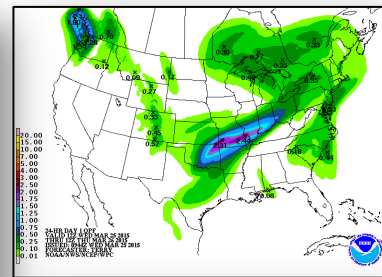
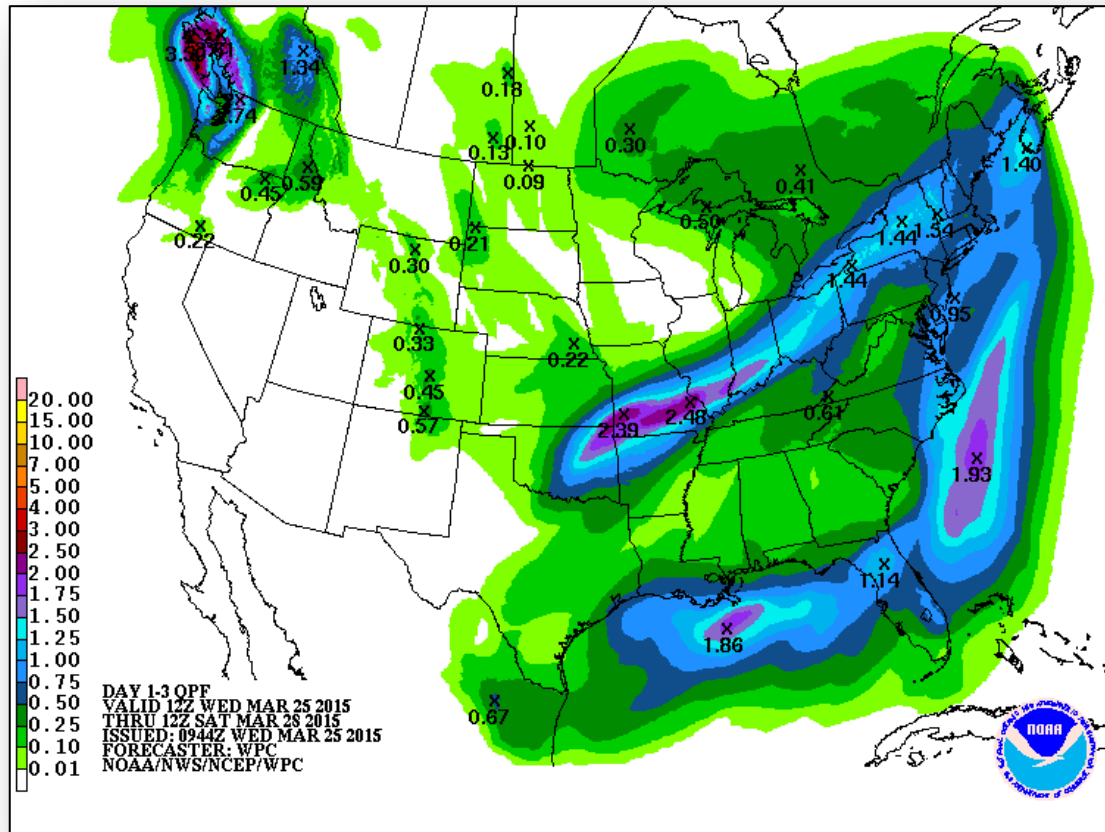


# Active Watches/Warnings

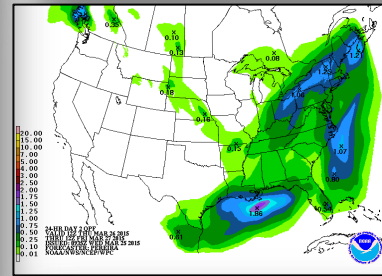




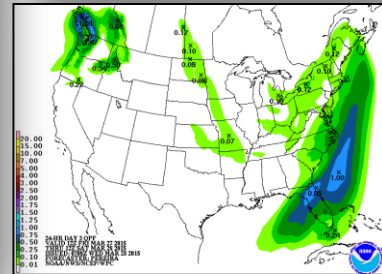
# Precipitation Forecast 1–3 Day



Day 1



Day 2

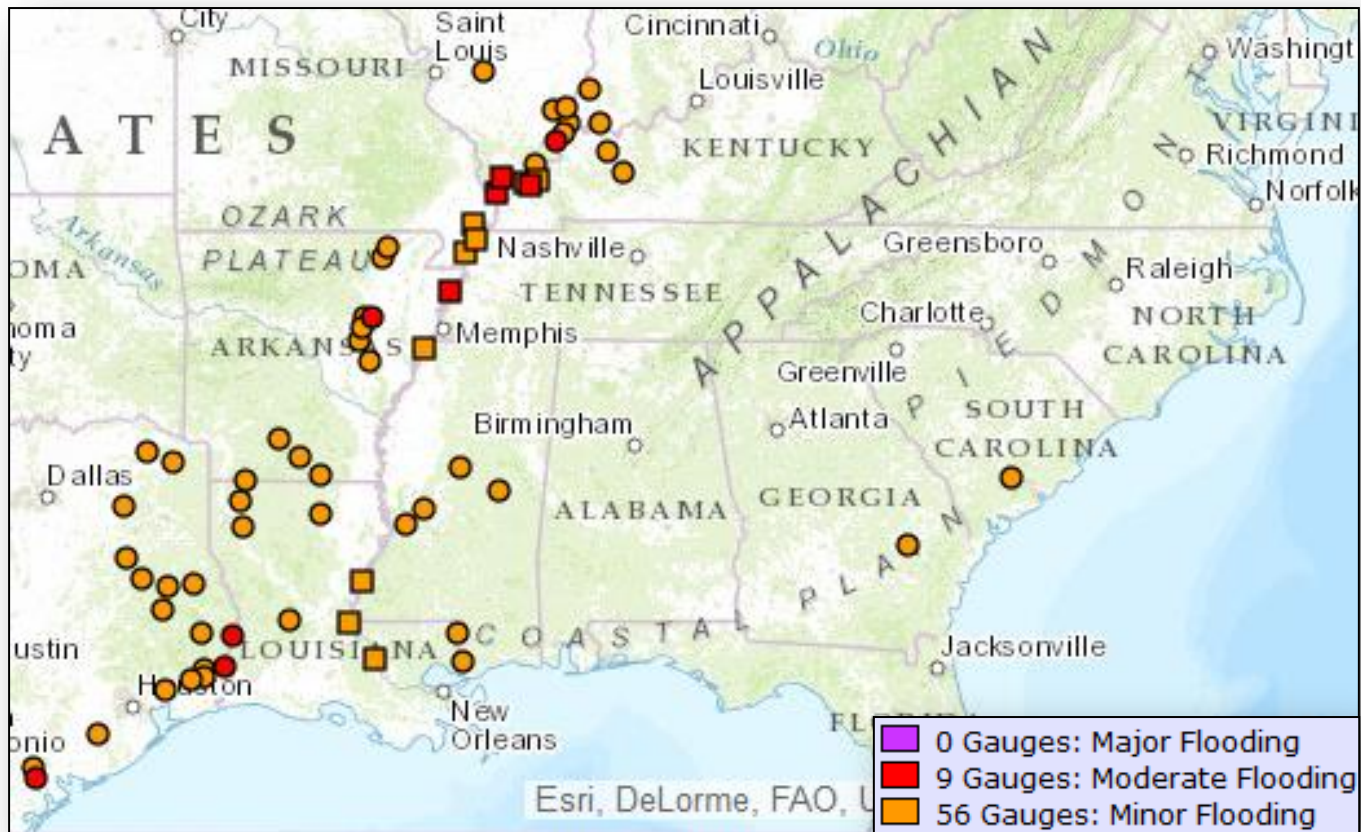


Day 3

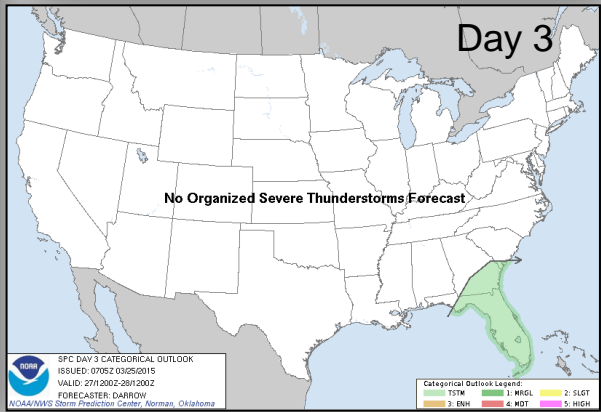
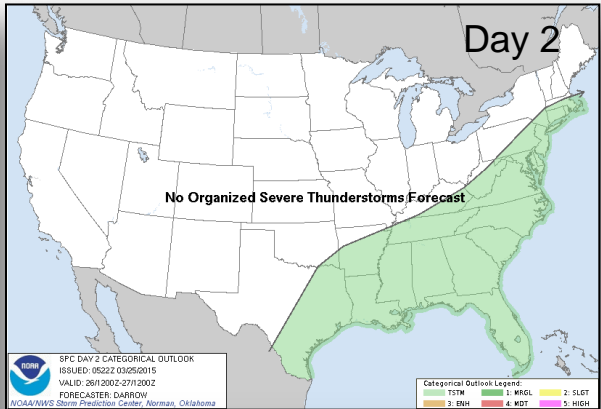
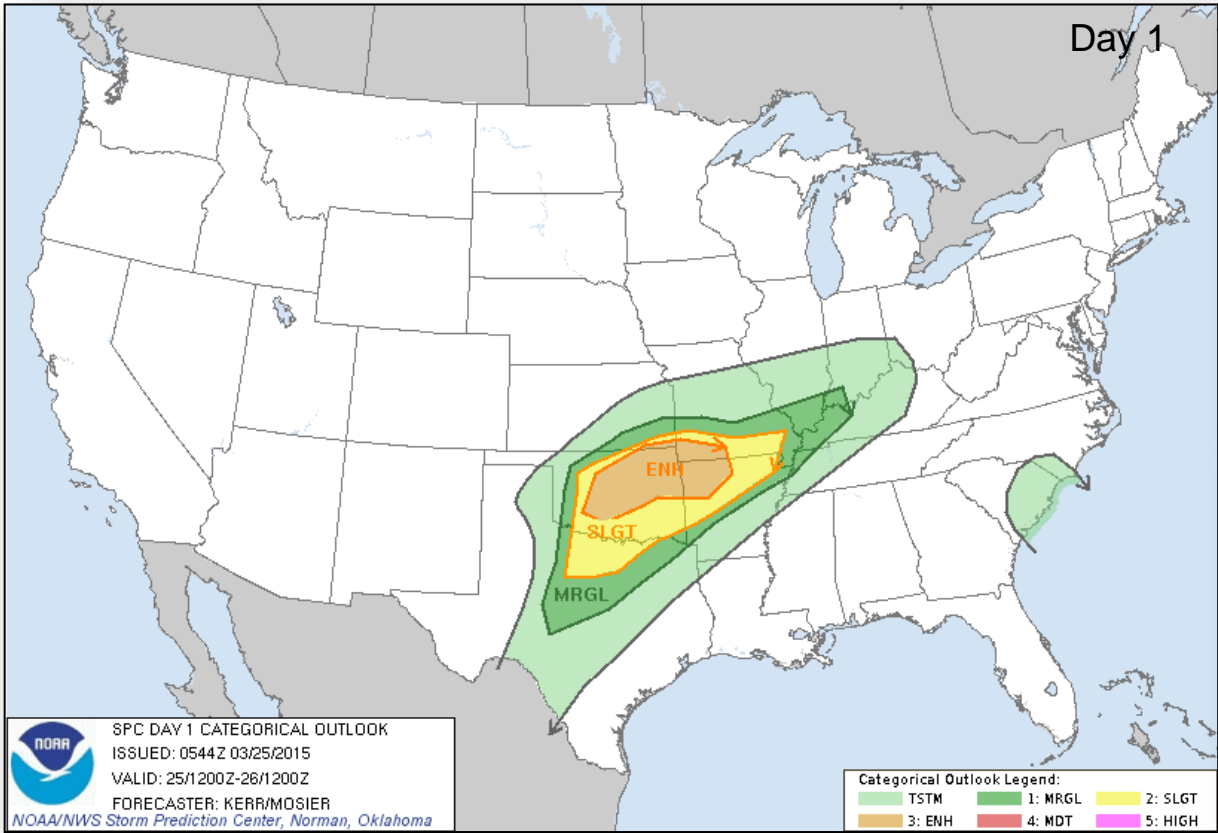
# River Forecast



FEMA



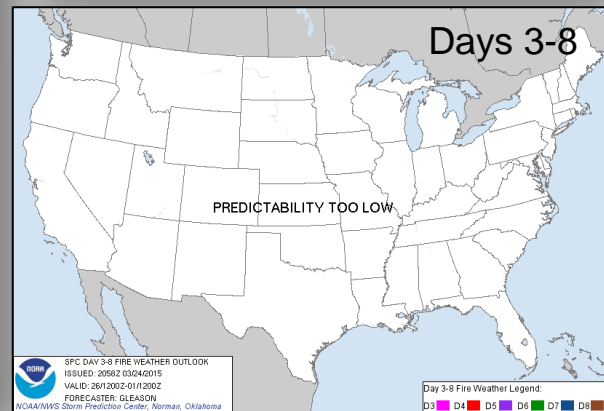
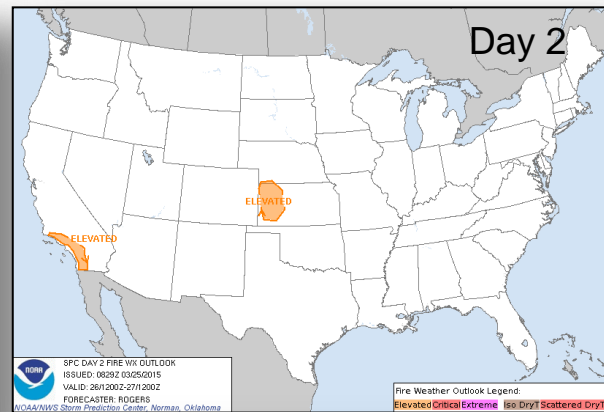
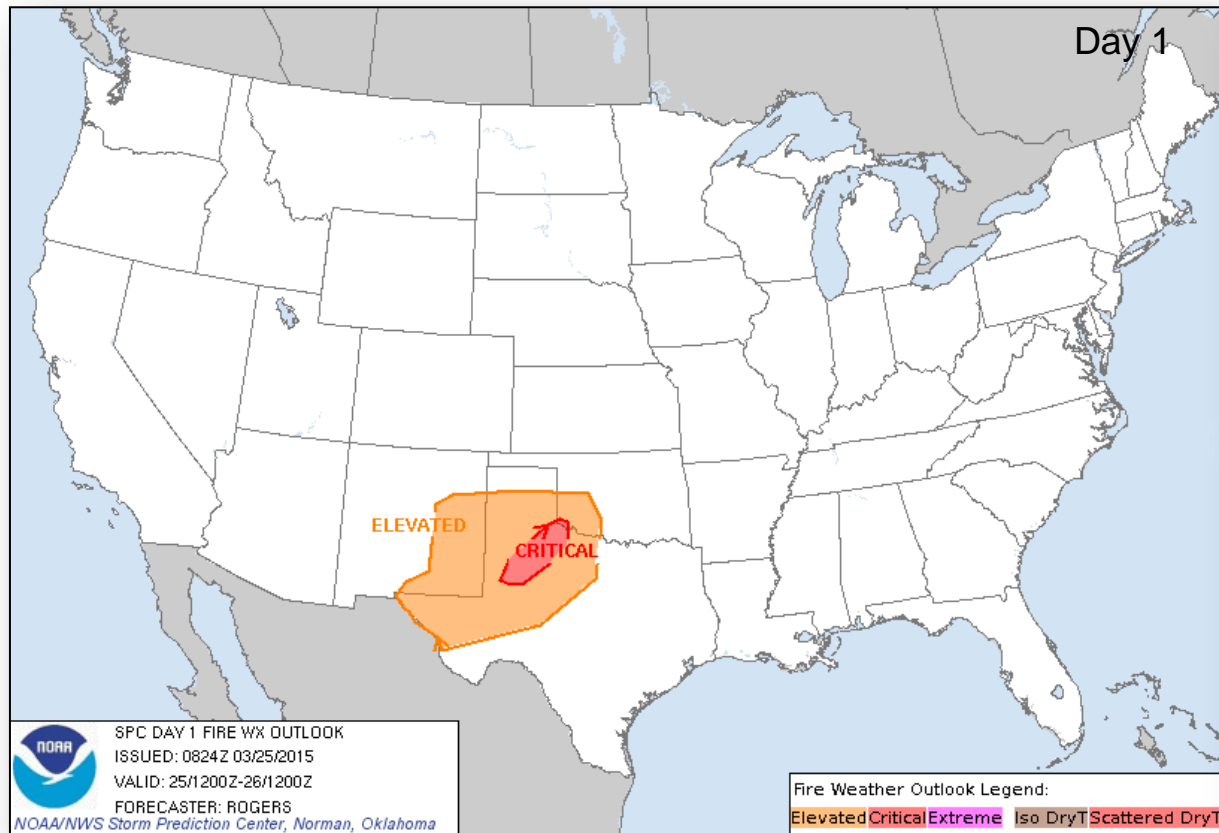
# Convective Outlook, Days 1–3



# Fire Weather Outlook, Days 1– 8



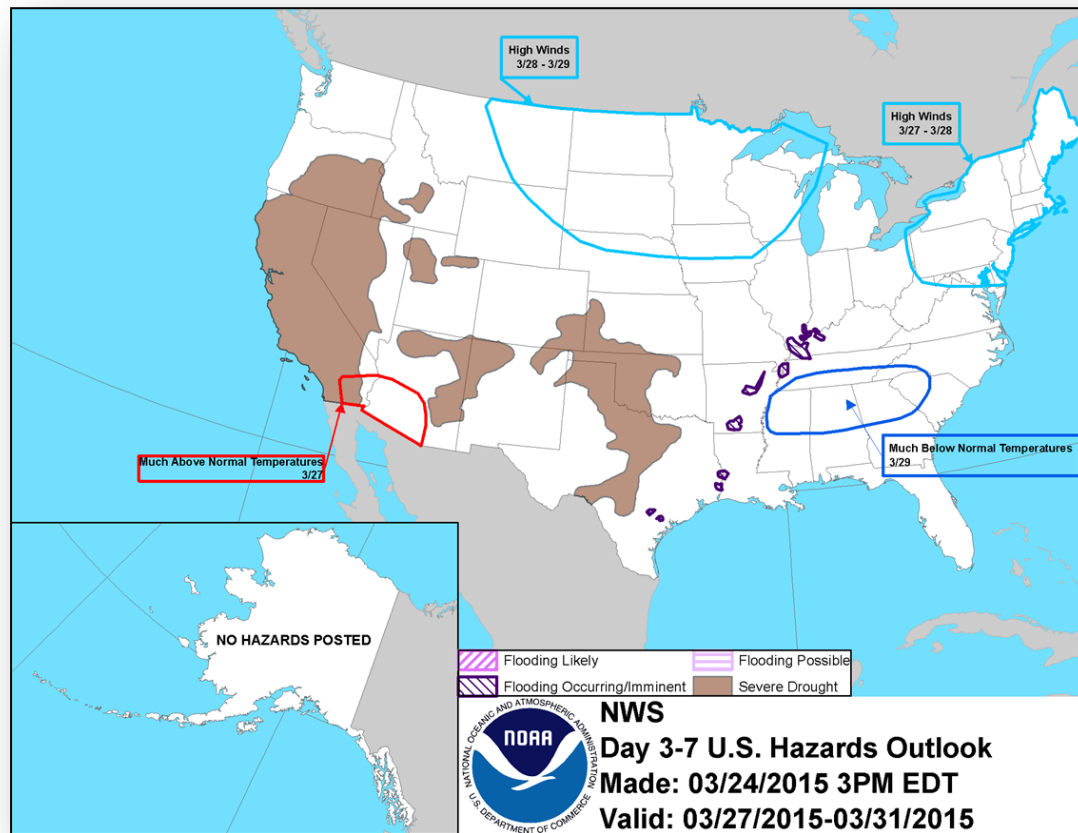
FEMA



# Hazard Outlook: Mar 27 – 31


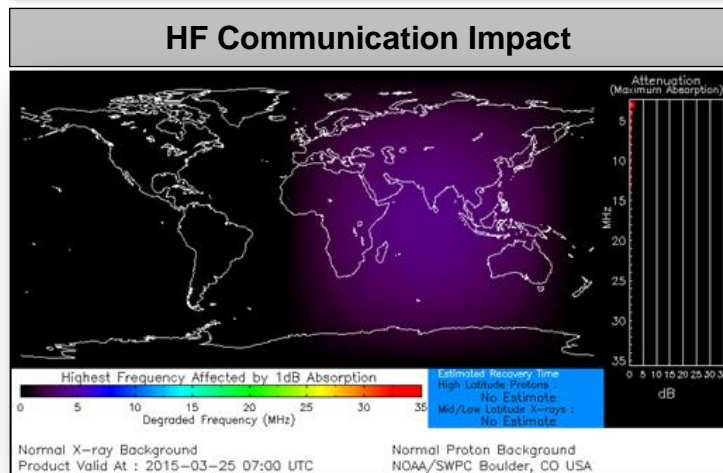


FEMA



# Space Weather

NOAA Scales Activity (Range: 1/minor to 5/extreme)	Past 24 Hours	Current	Next 24 Hours
Space Weather Activity:	None	None	None
• Geomagnetic Storms	None	None	None
• Solar Radiation Storms	None	None	None
• Radio Blackouts	None	None	None





# FEMA Readiness – Deployable Teams /Assets



Deployable Teams/Assets																									
Resource	Status	Total	FMC Available		Partially Available	Not Available	Detailed, Deployed, Activated	Comments	Rating Criterion																
FCO		37	20	54%	0	1	16		OFDC Readiness: <table><tr><td>FCO</td><td>Green</td><td>Yellow</td><td>Red</td></tr><tr><td>Type 1</td><td>3+</td><td>2</td><td>1</td></tr><tr><td>Type 2</td><td>4+</td><td>3</td><td>2</td></tr><tr><td>Type 3</td><td>4</td><td>3</td><td>2</td></tr></table>	FCO	Green	Yellow	Red	Type 1	3+	2	1	Type 2	4+	3	2	Type 3	4	3	2
FCO		Green	Yellow	Red																					
Type 1	3+	2	1																						
Type 2	4+	3	2																						
Type 3	4	3	2																						
FDRC		10	10	100%	0	0	0		<u>FDRC</u> 3       2       1																
US&R		28	27	96%	0	1	0	NM-TF1 (Red – Personnel shortages)	<ul style="list-style-type: none"><li>• Green = Available/FMC</li><li>• Yellow = Available/PMC</li><li>• Red   = Out-of-Service</li><li>• Blue   = Assigned/Deployed</li></ul>																
National IMAT		3	2	66%	0	0	1	IMAT East 2 – Deployed to GA	<ul style="list-style-type: none"><li>• Green: 3 avail</li><li>• Yellow: 1-2 avail</li><li>• Red: 0 avail (<i>Individual N-IMAT red if 50% of Section Chiefs and/or Team Leader is unavailable for deployment.</i>)</li></ul>																
Regional IMAT		13	10	77%	0	3	0	<u>Not Mission Capable (NMC):</u> <ul style="list-style-type: none"><li>• Regions IV-3, VI-3 &amp; IX-1</li></ul>	<ul style="list-style-type: none"><li>• Green: 7 or more avail</li><li>• Yellow: 4 - 6 teams available</li><li>• Red: &gt; 8 teams deployed/unavailable</li></ul> <p><i>R-IMAT also red if TL Ops/Log Chief is unavailable &amp; has no qualified replacement</i></p>																
MCOV		60	56	93%	0	4	0		<ul style="list-style-type: none"><li>• Green = 80 – 100% avail</li><li>• Yellow = 60 – 79% avail</li><li>• Red = 59% or below avail</li><li>• Readiness remains 95%</li></ul>																



# FEMA Readiness – National/Regional Teams



National/Regional Teams									
Resource	Status	Total	FMC Available		Partially Available	Not Available	Deployed/ Activated	Comments	Rating Criterion
NWC		5	5	100%	0	0	Not Activated		• Green = FMC • Yellow = PMC • Red = NMC
NRCC		2	344	89%	0	44	Not Activated		
HLT		1	N/A	N/A	0	0	Not Activated		
DEST							Not Activated		
RRCCs		10	10	100%	0	0	Not Activated		
RWCs/MOCs		10	10	100%	0	0	Not Activated		



# FEMA

**FEMA's mission is to support our citizens and first responders to ensure that as a nation we work together to build, sustain, and improve our capability to prepare for, protect against, respond to, recover from, and mitigate all hazards.**