

The Disaster Center is dedicated to the idea that disaster mitigation is cost effective and individuals pursuing their own interest are the greatest potential force for disaster reduction.

Please consider making a small donation to the Disaster Center



When disaster mitigation is cost effective, we are on the road to bringing disasters to an end.



# **FEMA**

## **Daily Operations Briefing**

**Saturday, March 25, 2017**

**8:30 a.m. EDT**

# Significant Activity – Mar 24-25



FEMA

**Significant Events:** None

**Significant Weather:**

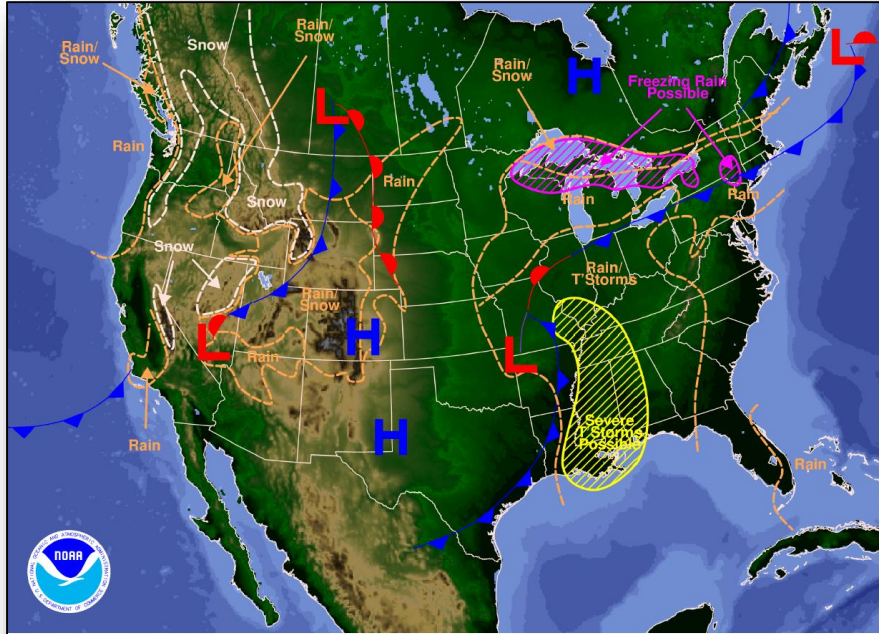
- Severe thunderstorms possible – Southern/Central Plains to Lower/Middle Mississippi valleys
- Flash flooding possible – Southern Plains to Lower/Middle Mississippi valleys
- Rain and thunderstorms – Southern/Central Plains to Mississippi valleys and Great Lakes
- Heavy snow possible – Northern Intermountain and Sierras
- Rain and snow – Pacific Northwest to northern CA, Central Great Basin, and Northern Rockies; Great Lakes to Northeast
- Rain – Pacific Northwest to southern CA
- Critical/Elevated Fire Weather – AZ, NM & TX
- Space Weather – past 24 hours: none observed; next 24 hours: none predicted

**Tropical Activity:** No activity affecting U.S. interests

**Earthquake Activity:** No significant activity

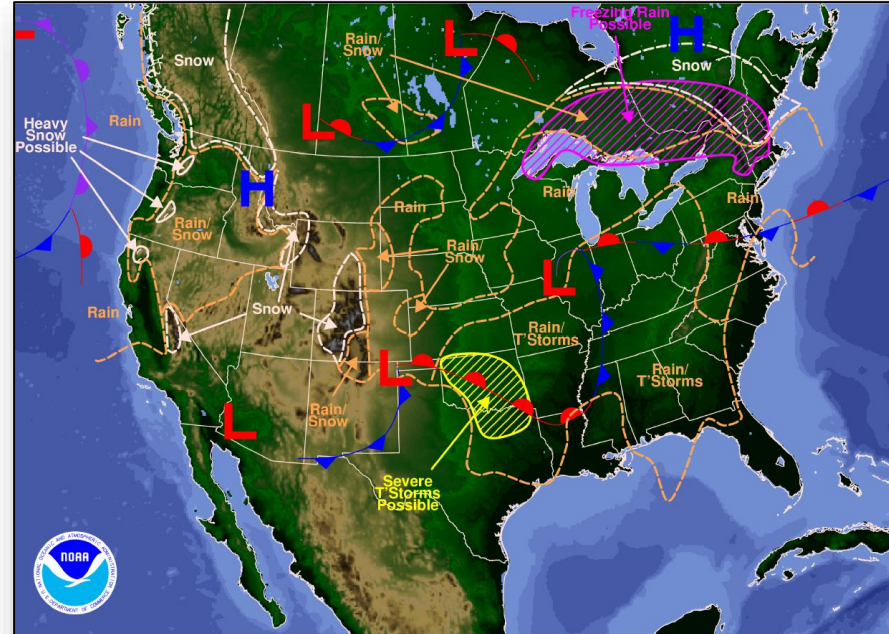
**Declaration Activity:** Amendment No. 2 to FEMA-3375-EM-MI

# National Weather Forecast



Weather Forecast for Sat, Mar 25, 2017, issued 4:28 AM EDT  
DOC/NOAA/NWS/NCEP/Weather Prediction Center  
Prepared by Kong based on WPC, SPC and NHC forecasts

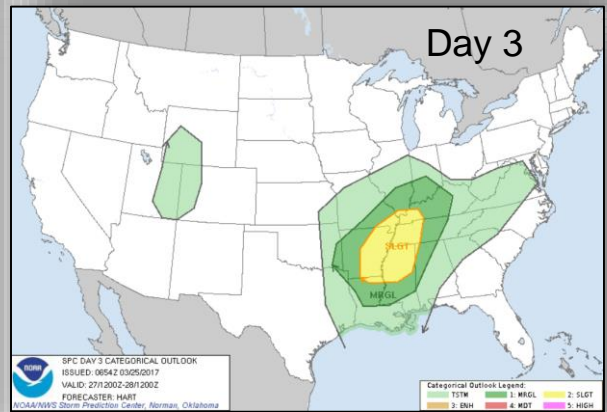
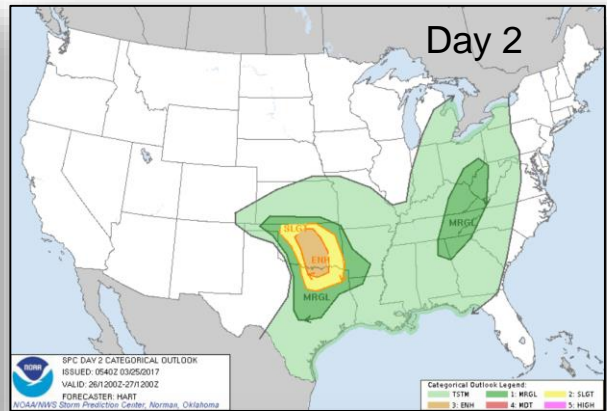
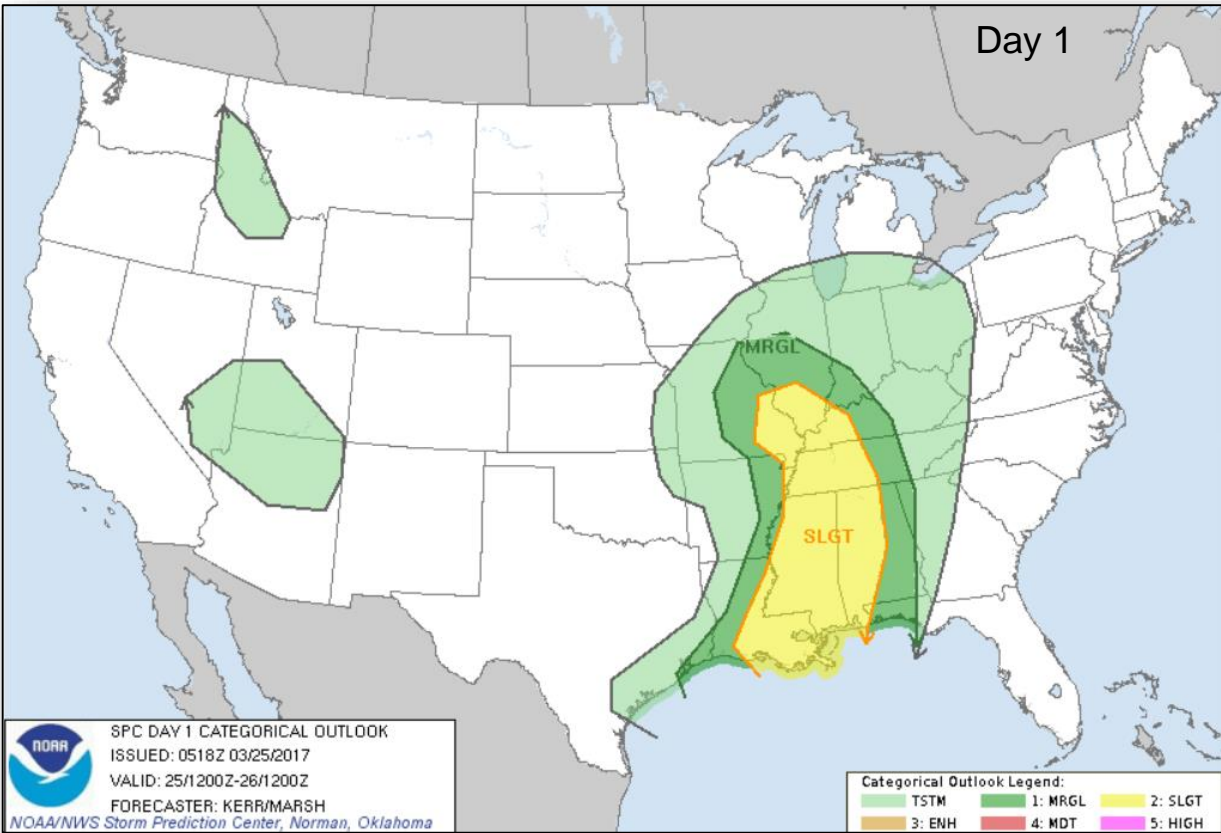
*Today*



Weather Forecast for Sun, Mar 26, 2017, issued 4:55 AM EDT Sat, Mar 25, 2017  
DOC/NOAA/NWS/NCEP/Weather Prediction Center  
Prepared by Kong based on WPC, SPC and NHC forecasts

*Tomorrow*

# Severe Weather Outlook – Days 1-3

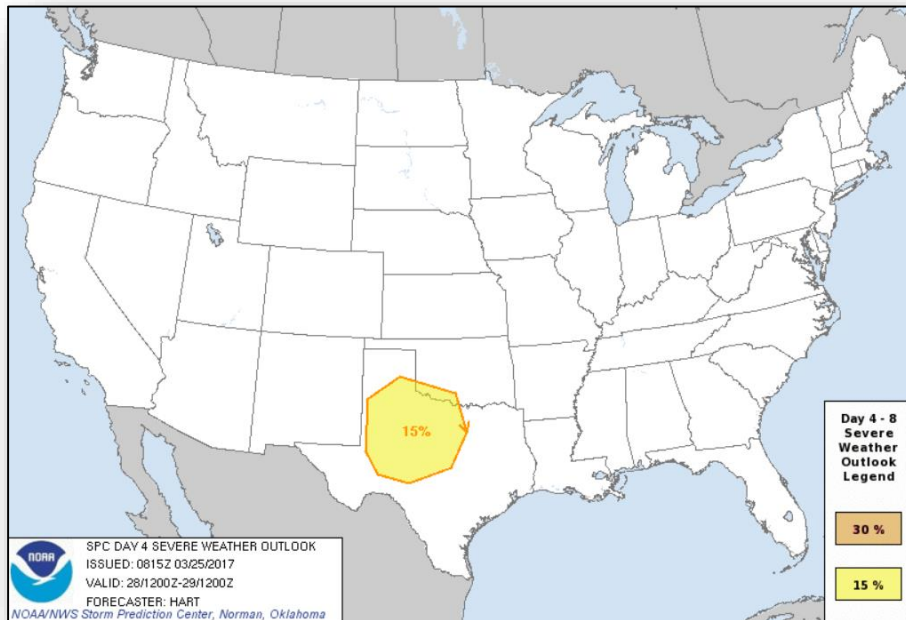




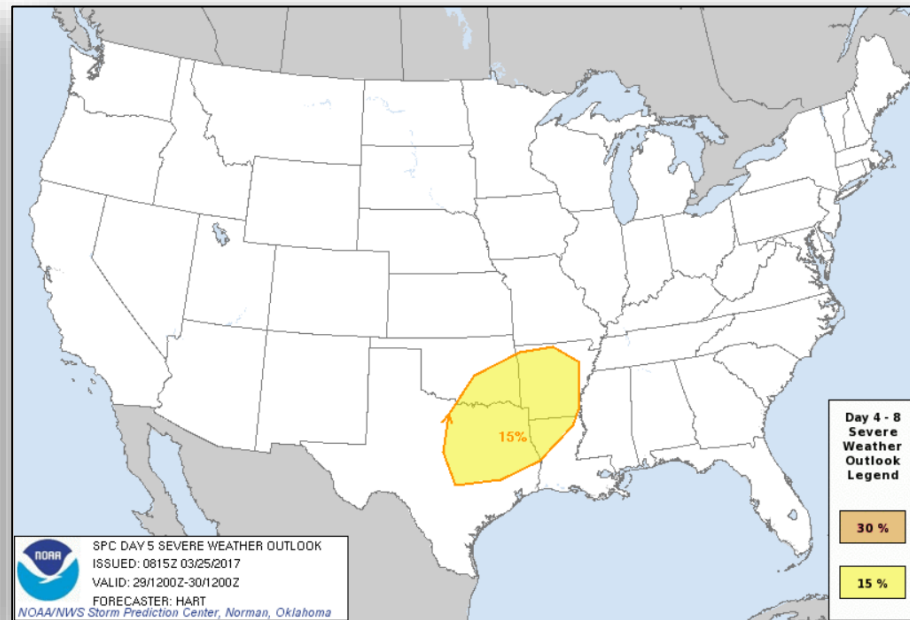
# Severe Weather Outlook – Days 4-5



FEMA



***Tuesday***

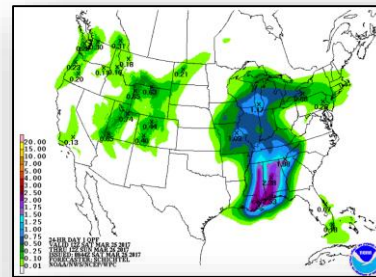
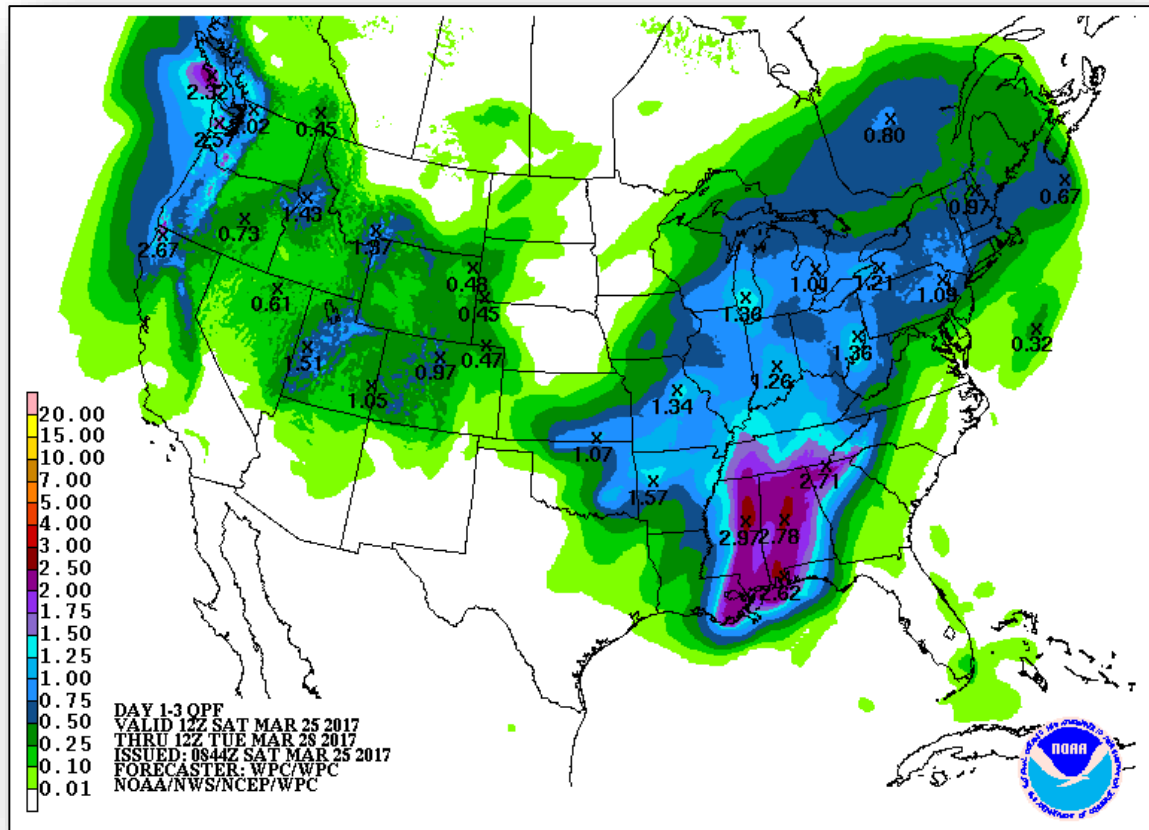


***Wednesday***

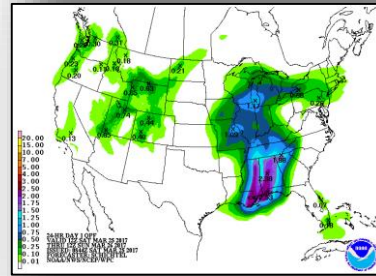
# Precipitation Forecast – Days 1-3



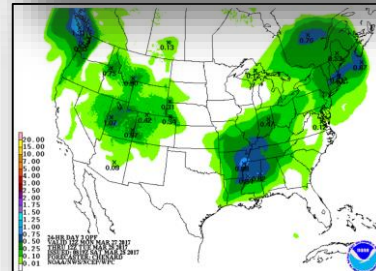
FEMA



Day 1



Day 2

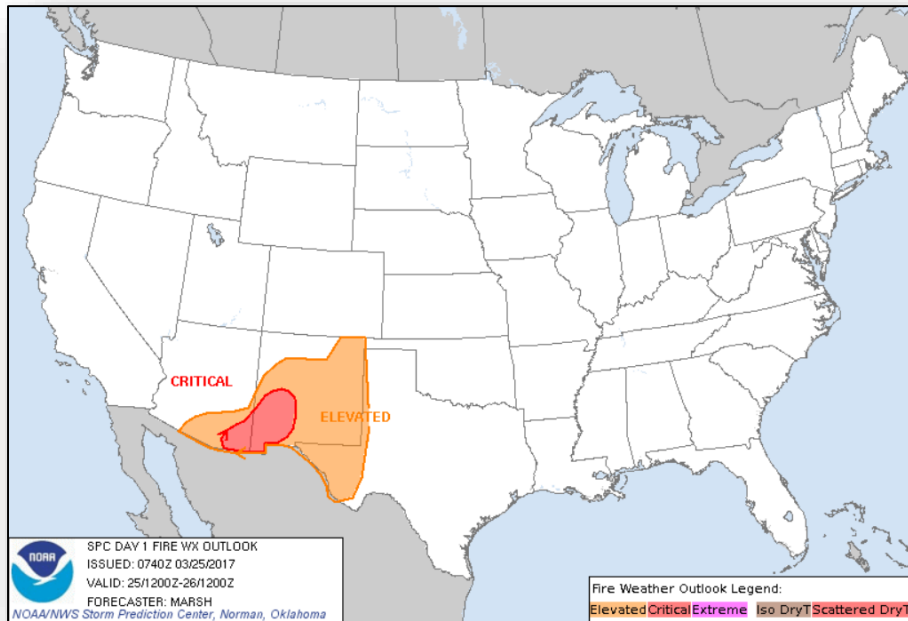


Day 3

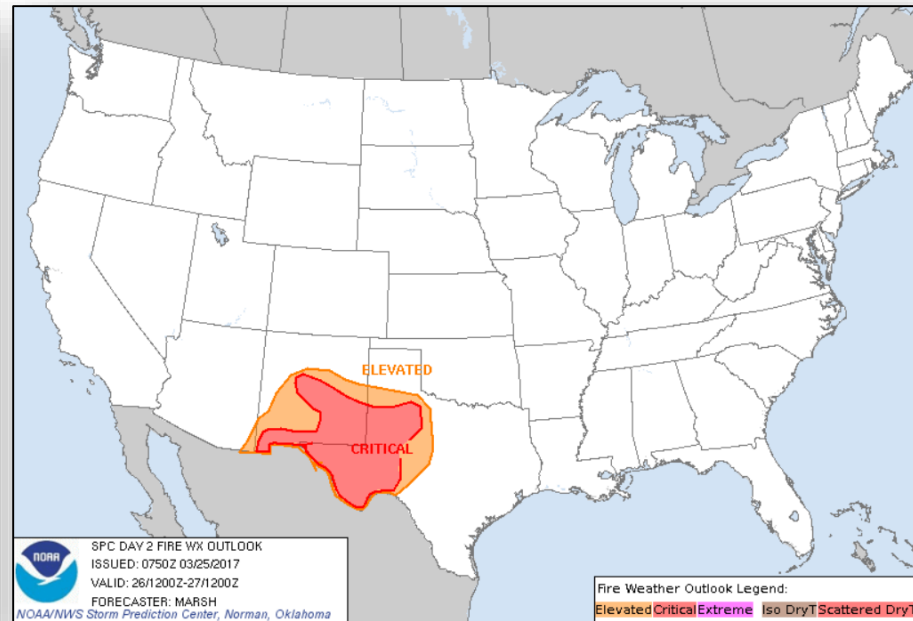
# Fire Weather Outlook



FEMA



*Today*



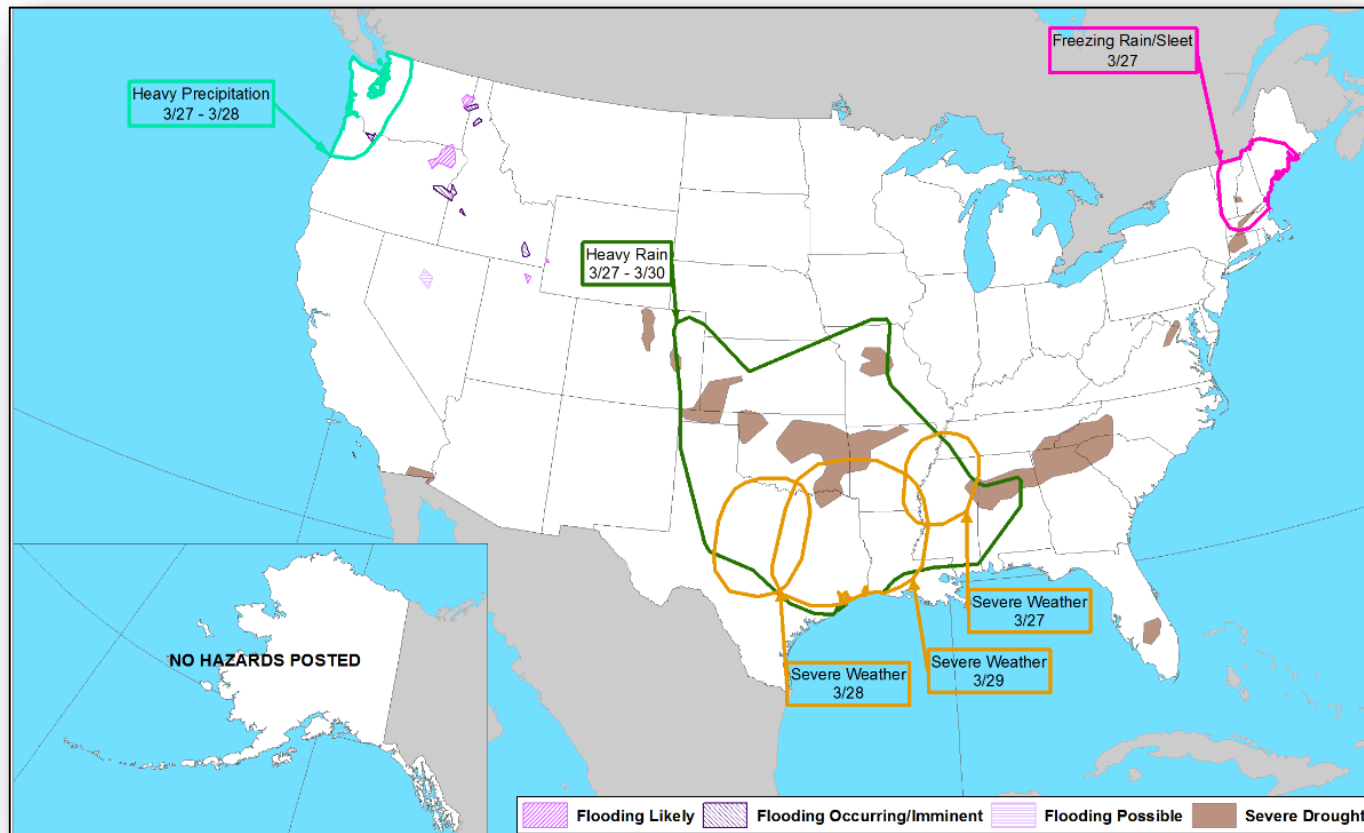
*Tomorrow*



# Hazards Outlook – March 27-31



FEMA





# Space Weather



FEMA

	Space Weather Activity	Geomagnetic Storms	Solar Radiation	Radio Blackouts
Past 24 Hours	None	None	None	None
Next 24 Hours	None	None	None	None
For further information on NOAA Space Weather Scales refer to <a href="http://www.swpc.noaa.gov/noaa-scales-explanation">http://www.swpc.noaa.gov/noaa-scales-explanation</a>				





FEMA

# Joint Preliminary Damage Assessments

Region	State / Location	Event	IA/PA	Number of Counties		Start – End
				Requested	Completed	
X	Washington	Winter Storms, Flooding, Landslides & Mudslides January 2 – February 22, 2017	IA	0	0	N/A
			PA	17	0	3/20 – TBD

# Disaster Requests & Declarations



**FEMA**

Declaration Requests in Process		Requests APPROVED (since last report)	Requests DENIED (since last report)
3	Date Requested	0	0
NV – DR Severe Winter Storms, Straight-line Winds, Flooding and Mudslides	March 8, 2017		
OR – DR Severe Winter Storms, Flooding, Landslides, and Mudslides	March 9, 2017		
CA – DR Severe Winter Storms, Flooding, and Mudslides	March 19, 2017		

# Disaster Amendments



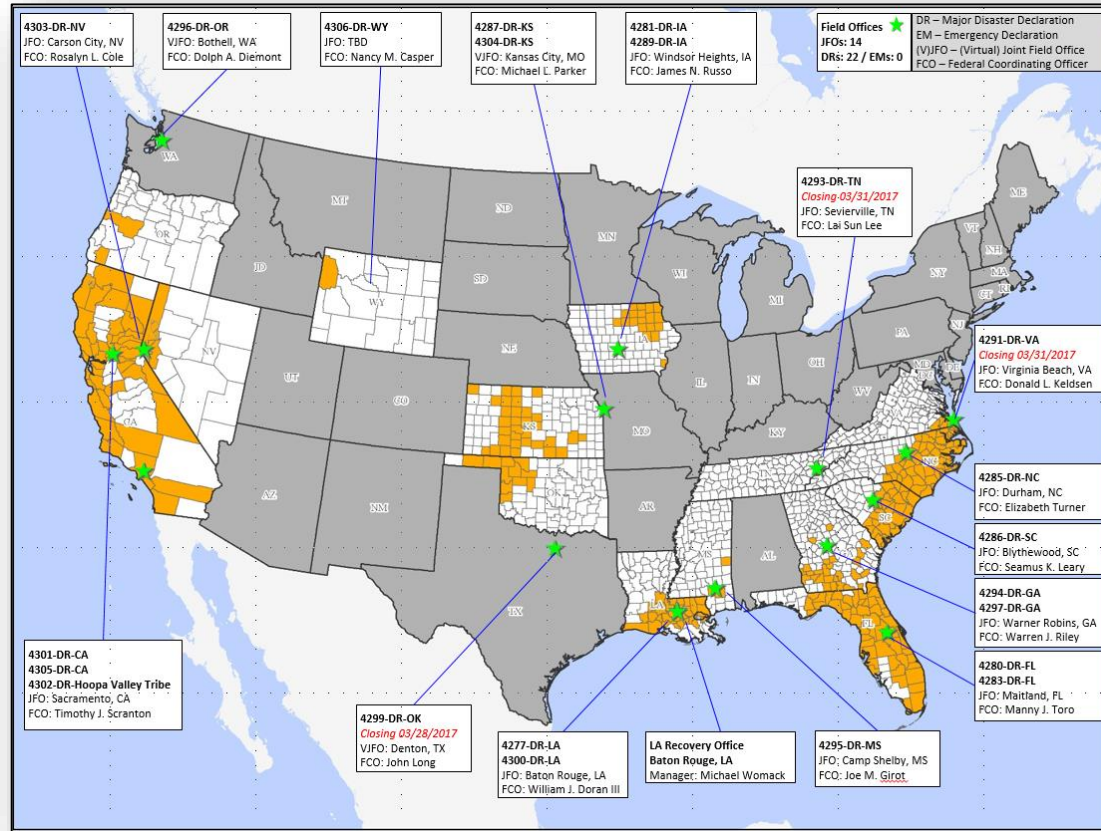
Amendment	Effective Date	Action
Amendment No. 2 to FEMA-3375-EM-MI	August 14, 2016	Closes the incident period



# Open Field Offices



FEMA



# Readiness – Deployable Teams and Assets



FEMA

Resource	Force Strength	Available		Deployed	Other	Cadres with less than 25% availability
Total Workforce	10,212	5,913	57%	2,940	1,359	Field Leadership and Environmental Planning & Historic Preservation

Resource	Status	Total	FMC Available	Partially Available	Not Available	Detailed, Deployed, Activated	Comments	Status Criteria																				
National IMAT		3	3	0	0	0	East-2 – Primary (March)	Green: >3 Teams Available Yellow: 1 - 2 Teams Available Red: 0 Teams Available  <i>N-IMAT red if 50% of Section Chiefs or Team Leader unavailable for deployment</i>																				
Regional IMAT		13	10	1	0	2	Region IV-2 Reconstituting through April 8  <b>Deployed:</b> Region IX-1 to NV (DR-4303) Region IX-2 to CA (EM-3381)	Green > 6 Teams Available Yellow: 4 - 6 Teams Available Red: 0 - 4 Teams Available  <i>R-IMAT also red if TL or Ops / Log Chief is unavailable &amp; has no qualified replacement</i>																				
FCO		36	8	0	6	22		OCD Readiness <table><tr><th>FCO</th><th>Green</th><th>Yellow</th><th>Red</th></tr><tr><td>Type 1</td><td>3+</td><td>2</td><td>1</td></tr><tr><td>Type 2</td><td>4+</td><td>3</td><td>2</td></tr><tr><td>Type 3</td><td>4+</td><td>3</td><td>2</td></tr><tr><td>FDRC</td><td>3</td><td>2</td><td>1</td></tr></table>	FCO	Green	Yellow	Red	Type 1	3+	2	1	Type 2	4+	3	2	Type 3	4+	3	2	FDRC	3	2	1
FCO	Green	Yellow	Red																									
Type 1	3+	2	1																									
Type 2	4+	3	2																									
Type 3	4+	3	2																									
FDRC	3	2	1																									
FDRC		11	5	0	2	4																						
US&R		28	28	0	0	0		Green: >66% Available Yellow: 33% - 66% Available Red: <33% Available																				
MERS		36	29	0	6	1	Thomasville: Warner Robins, GA (4297-DR-GA)	Green: >66% Available Yellow: 33% - 66% Available Red: <33% Available																				

# Readiness – Activation Teams



FEMA

Resource	Status	Total	Status	Activated Team	Activation Level	Activation Times	Reason/Comments
NWC		5	Not Activated				
NRCC		2	Not Activated				
HLT		1	Not Activated				Deactivated for the season
RWCs/MOCs		10	Not Activated				
RRCCs		10	Not Activated				

Back-up Regions (March 20-27): **I, II & VIII**



# FEMA

**FEMA's mission is to support our citizens and first responders to ensure that as a nation we work together to build, sustain, and improve our capability to prepare for, protect against, respond to, recover from, and mitigate all hazards.**