

The Disaster Center is dedicated to the idea that disaster mitigation is cost effective and individuals pursuing their own interest are the greatest potential force for disaster reduction.

Please consider making a small donation to the Disaster Center



When disaster mitigation is cost effective, we are on the road to bringing disasters to an end.



FEMA

Daily Operations Briefing

Saturday, March 28, 2015

8:30 a.m. EDT

Significant Activity: Mar 27 – 28



Significant Events: None

Significant Weather:

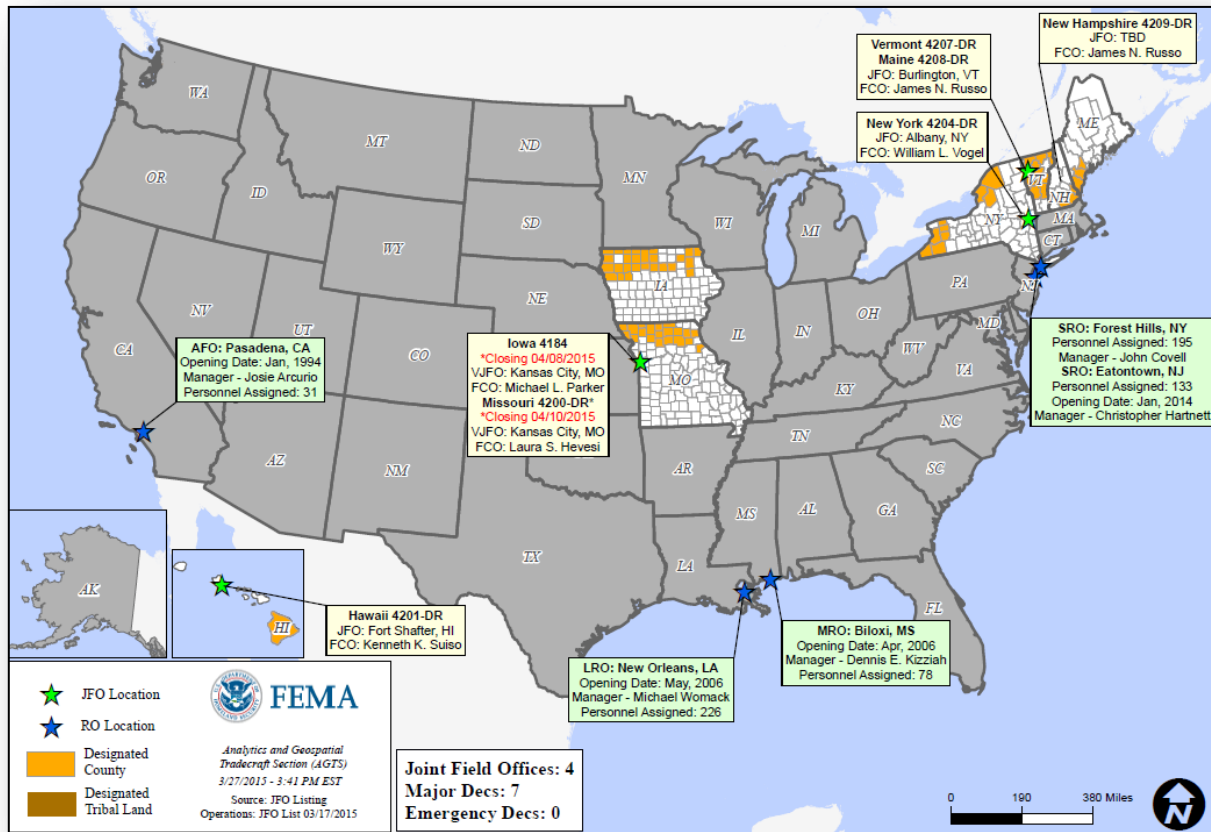
- Snow – Great Lakes & Northeast
- Rain & Snow – Northern Rockies, Upper Mississippi Valley and New England
- Rain – Pacific Northwest, Northern Rockies to Southern Plains
- Elevated Fire Weather: CO, NE, SD & WY; Red Flag Warnings: WY, MT, NE, SD, ND, CO , FL
- Space Weather: No space weather storms observed in the past 24 hours; next 24 hours is predicted to be minor, geomagnetic storms reaching G1 are expected

Tropical Activity: Western Pacific – Tropical Depression 04W

Declaration Activity: None

FEMA Readiness: No significant change

Open Field Offices as of March 28



Disaster Requests & Declarations



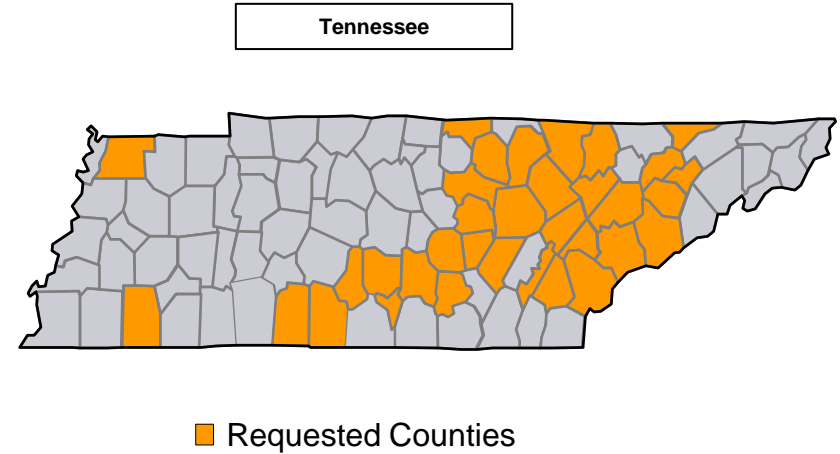
Declaration Requests in Process		Requests APPROVED (since last report)	Requests DENIED (since last report)
5	Date Requested	0	0
RI – DR Severe Winter Storm & Snowstorm	March 25, 2015		
WV – DR Severe Winter Storm, Flooding, Landslides, & Mudslides	March 26, 2015		
TN – DR Severe Winter Storm & Flooding	March 26, 2015		
MA – DR Severe Winter Storm & Snowstorm	March 27, 2015		
CT – DR Severe Winter Storm & Snowstorm	March 27, 2015		

Major Disaster Declaration Request – TN



March 26, 2015

- Request for a Major Disaster Declaration
- For severe winter storm & flooding that occurred February 15-22, 2015
- Requesting:
 - Public Assistance for 35 counties
 - Hazard Mitigation statewide

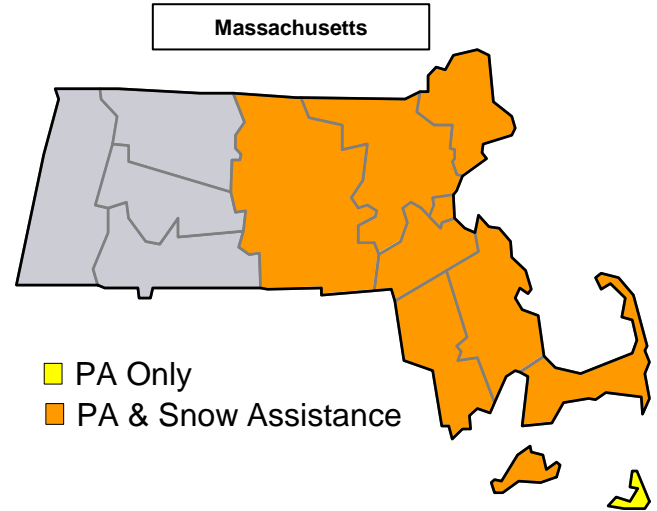


Major Disaster Declaration Request – MA



March 27, 2015

- Request for a Major Disaster Declaration
- For severe winter storm & snowstorm that occurred January 26 – February 22, 2015
- Requesting:
 - Public Assistance for 10 counties
 - Snow Assistance for 9 counties
 - Hazard Mitigation statewide

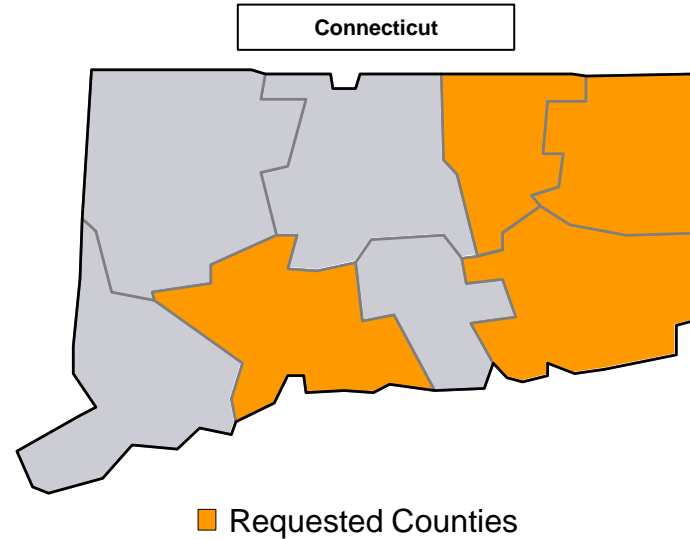


Major Disaster Declaration Request – CT



March 27, 2015

- Request for a Major Disaster Declaration
- For severe winter storm & snowstorm that occurred January 26–28, 2015
- Requesting:
 - Public Assistance for 4 counties
 - Hazard Mitigation statewide



Disaster Amendments



Amendment	Effective Date	Action
Amendment No. 2 to FEMA-4201-DR-HI	March 25, 2015	Incident period for the DR is closed

A	B	C	D	E	F	G
Debris Removal	Emergency Protective Measures	Road Systems & Bridges	Water Control Facilities	Public Buildings & Contents	Public Utilities	Parks, Recreational, & Other

Joint Preliminary Damage Assessments



Region	State / Location	Event	IA/PA	Number of Counties		Start – End
				Requested	Complete	
IV	KY	Severe Winter Weather: Snow & Arctic Air February 15-26, 2015	PA	35	0	3/30-TBD
IV	KY	Severe Winter Weather: Snow, Sleet & Rain March 4-6, 2015	PA	28	0	3/30-TBD
IV	GA	Severe Winter Weather & Ice Storm February 14-18, 2015	PA	22 (-7)	17 (+8)	3/25-TBD
VI	OK	Tornadoes March 25, 2015	IA	2	2 (+2)	3/27-3/27

Western Pacific – Tropical Depression 04W

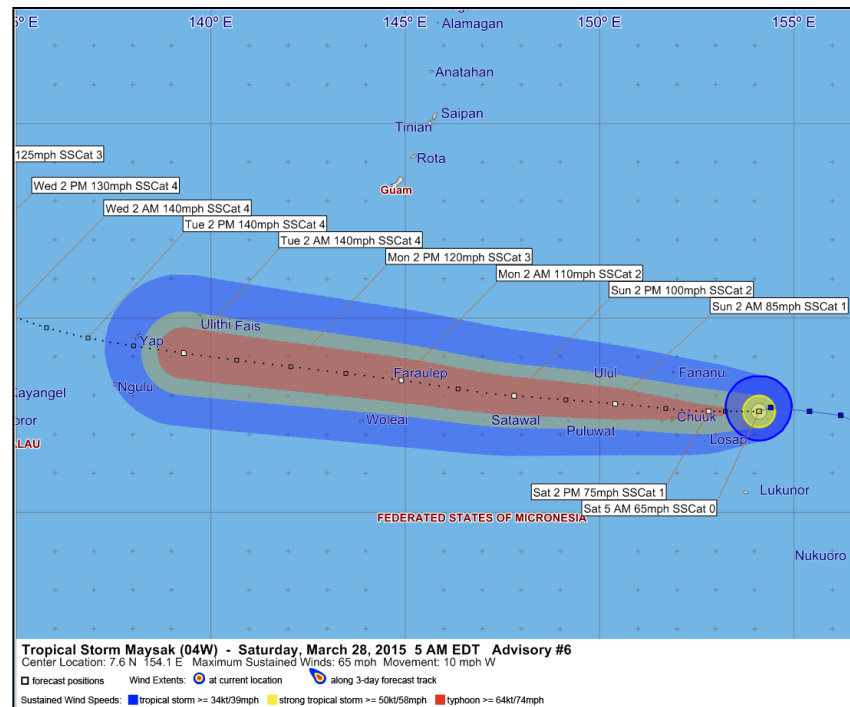


As of 5:00 a.m. EDT (Advisory 6)

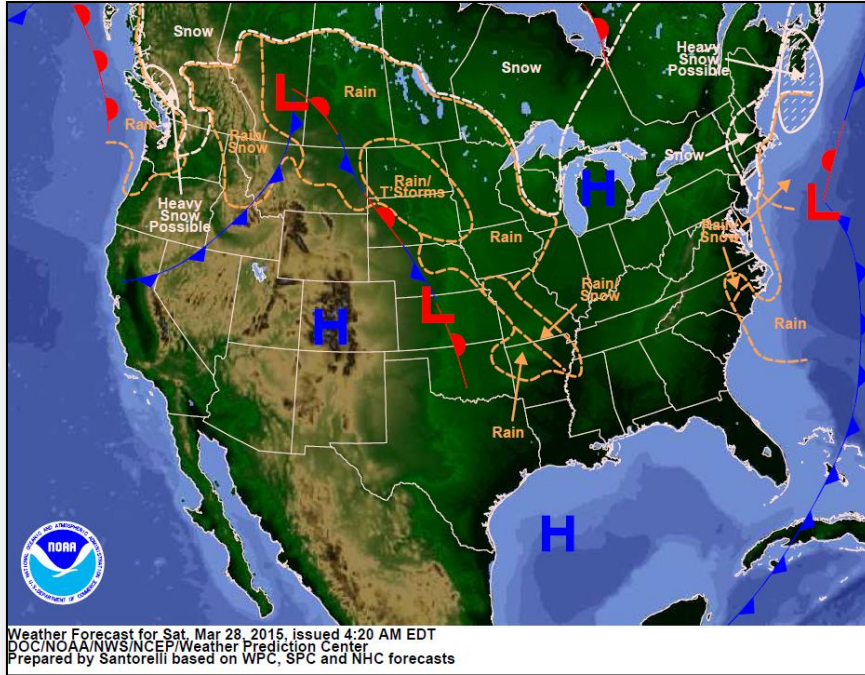
- Located 750 miles ESE of Guam
- Moving W at 10 mph
- Maximum sustained winds 65 mph
- General motion expected to continue through Sunday
- Expected to gradually intensify and may become a Typhoon Sunday afternoon
- No significant impacts reported
- Based on current forecast, CPA to Guam is approximately 300 miles on Monday morning (EDT)

Response

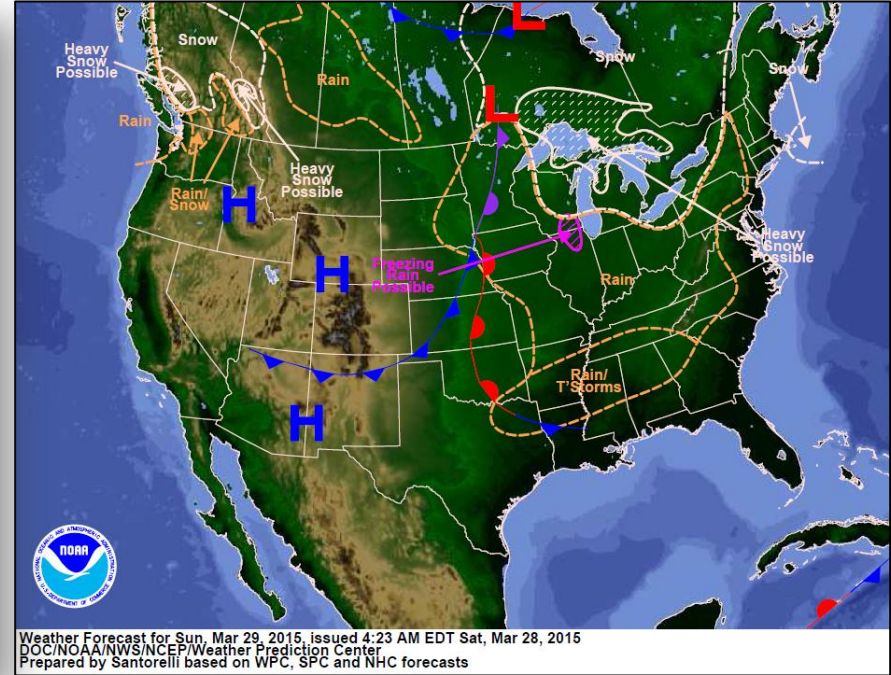
- Guam & CNMI EOCs at Normal Operations
- Region IX continues to monitor
- No requests for FEMA assistance



National Weather Forecast



Today

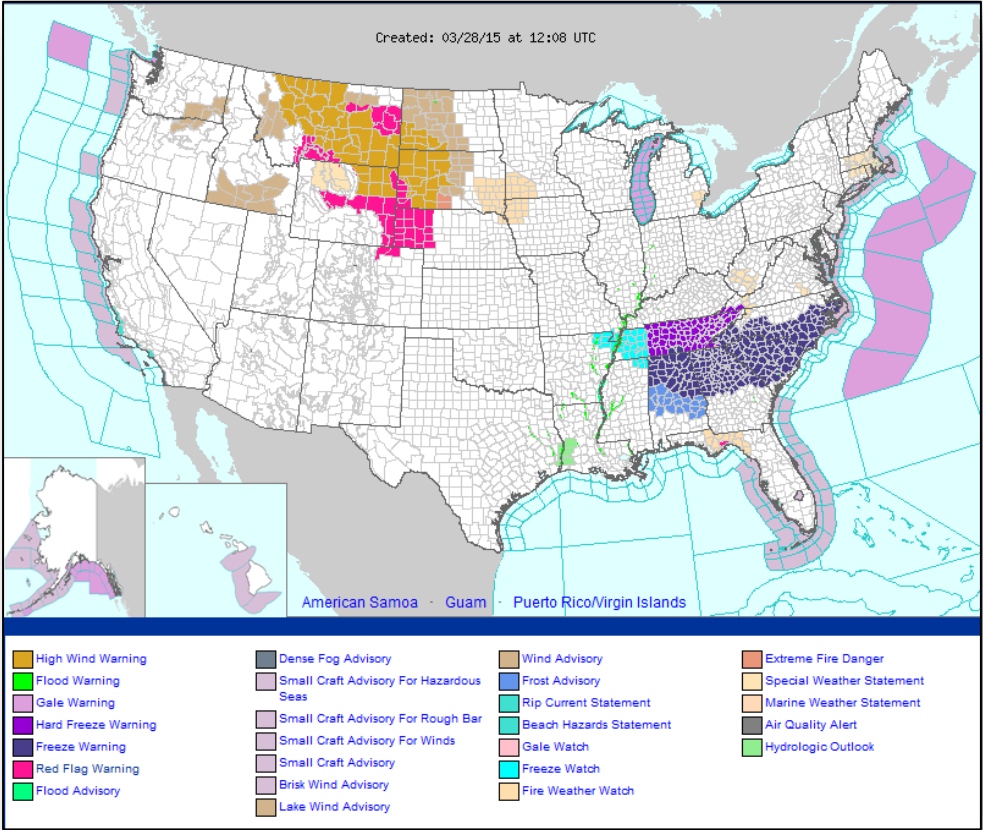


Tomorrow

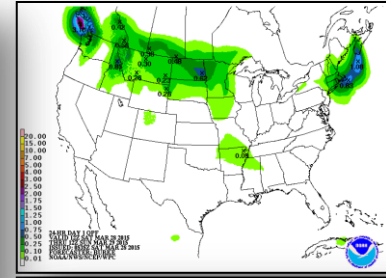
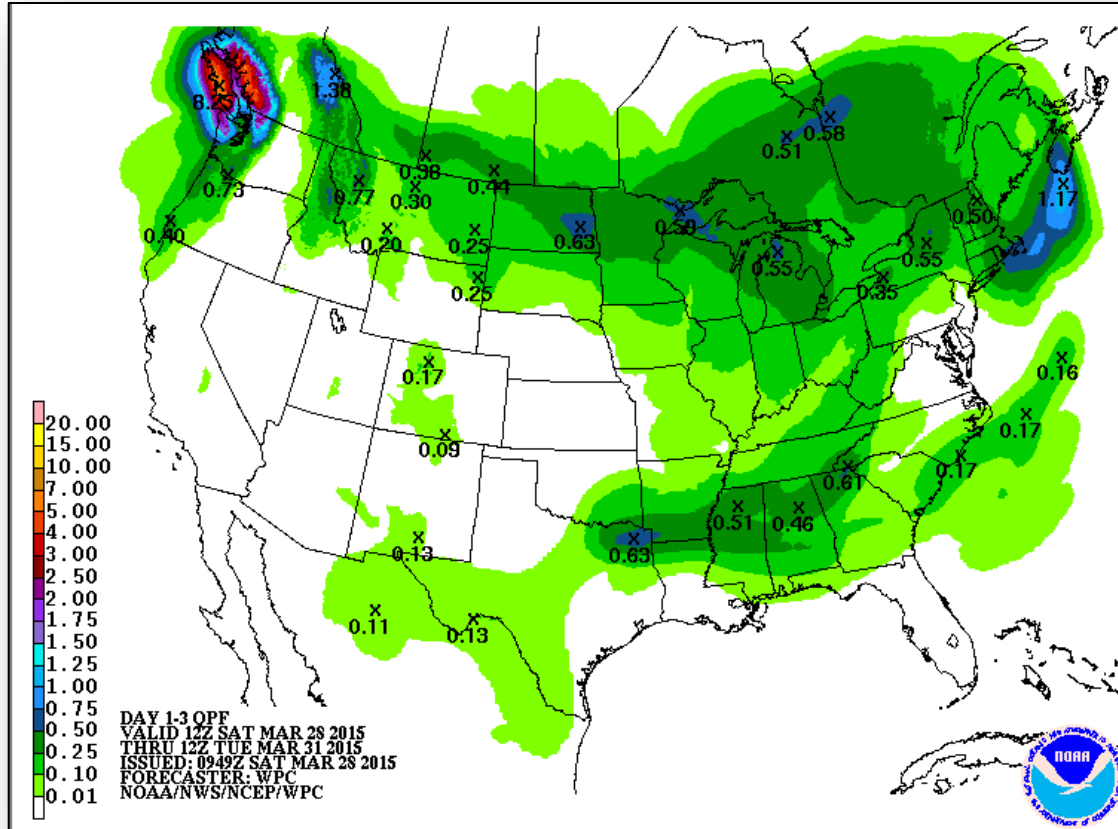
Active Watches/Warnings



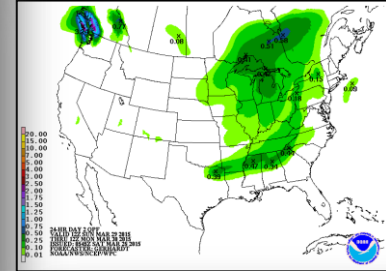
FEMA



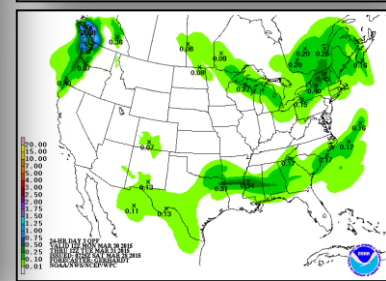
Precipitation Forecast 1–3 Day



Day 1



Day 2

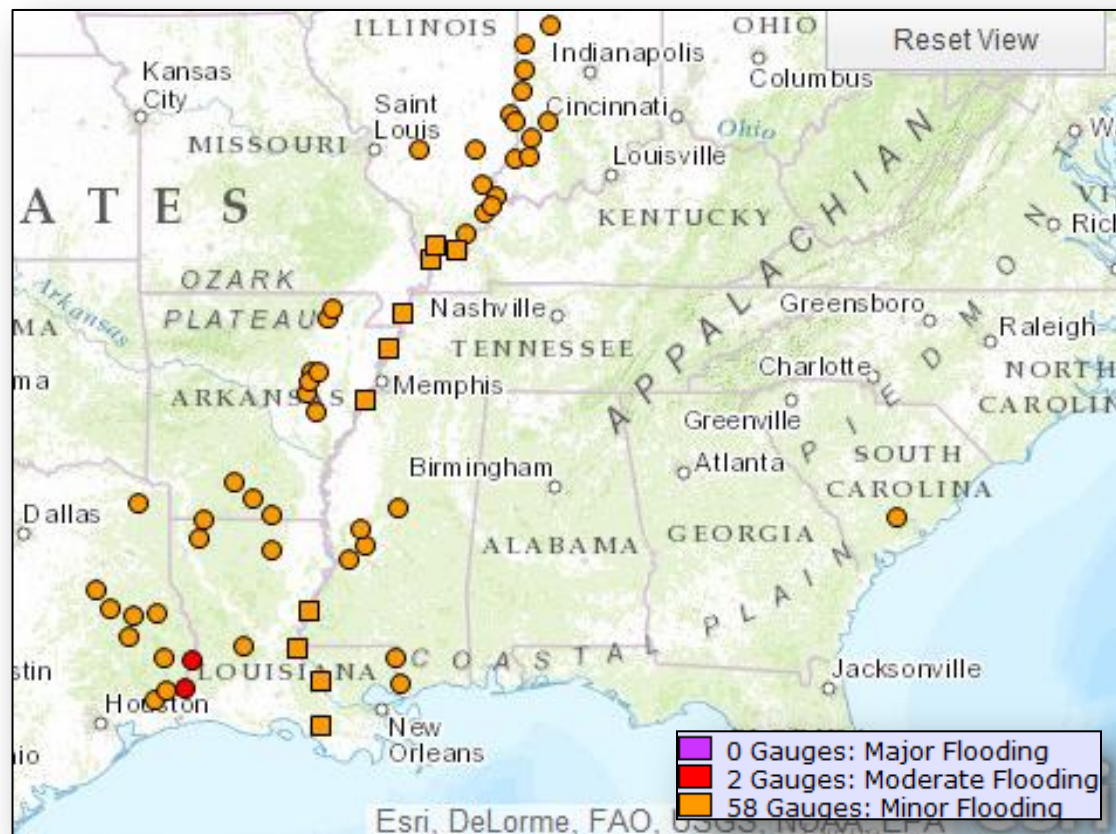


Day 3

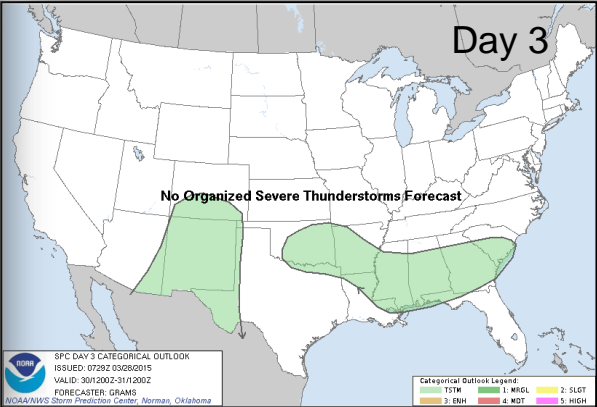
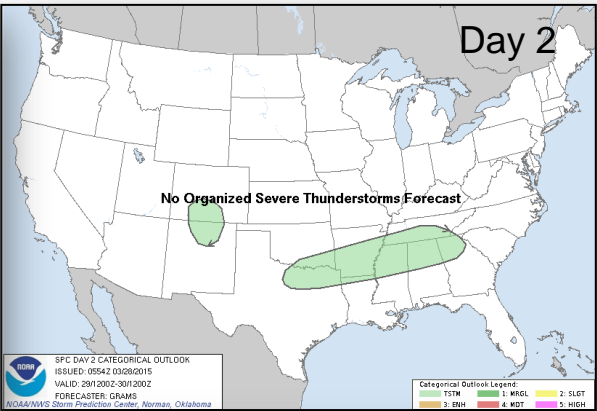
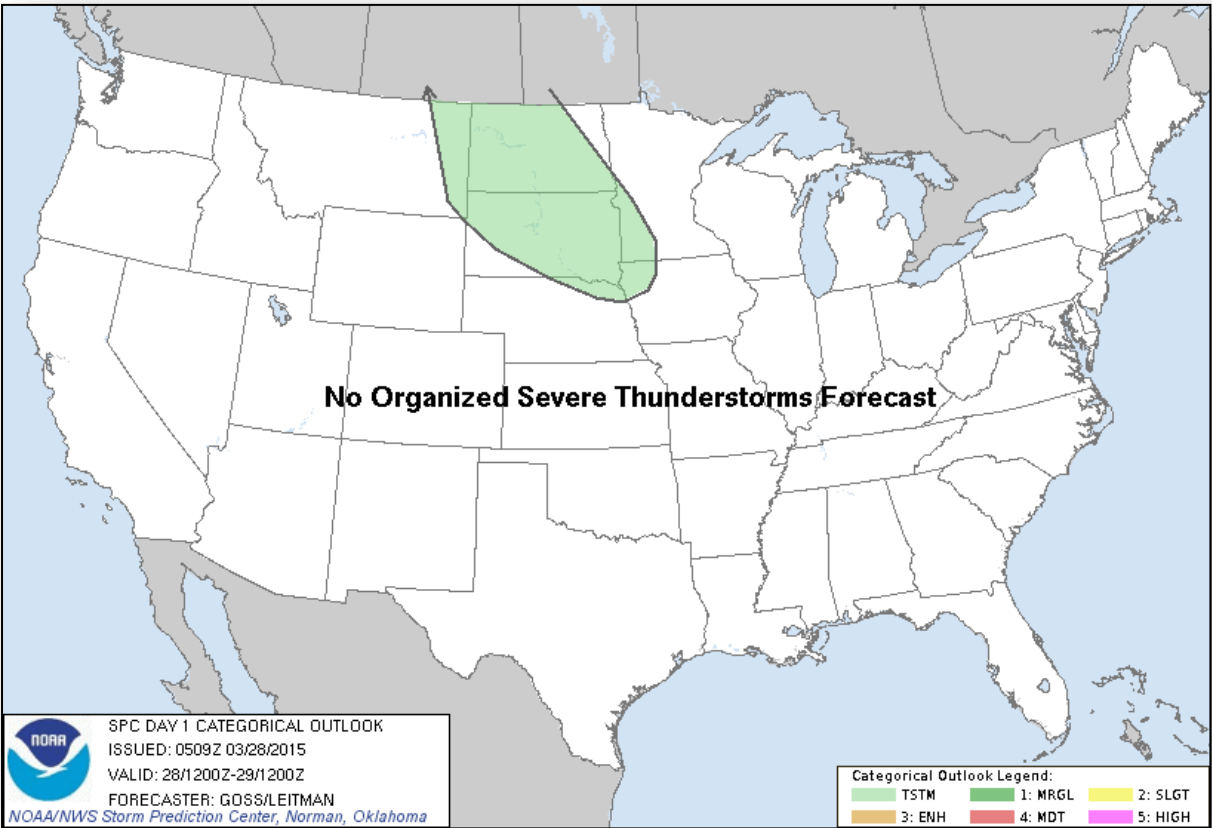
River Forecast



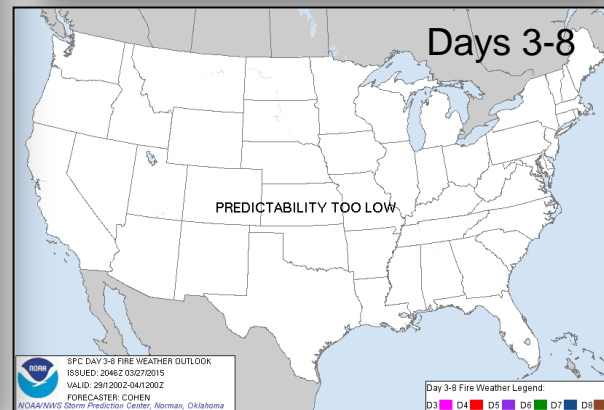
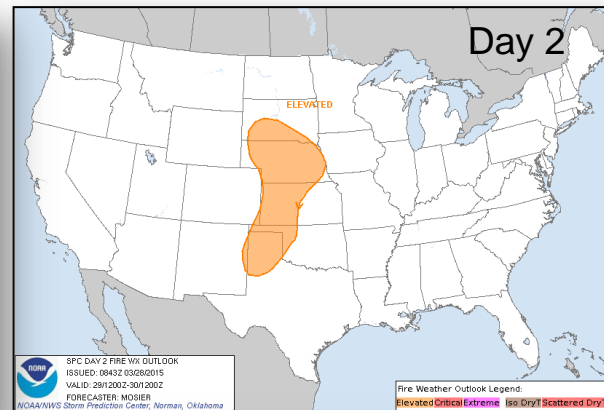
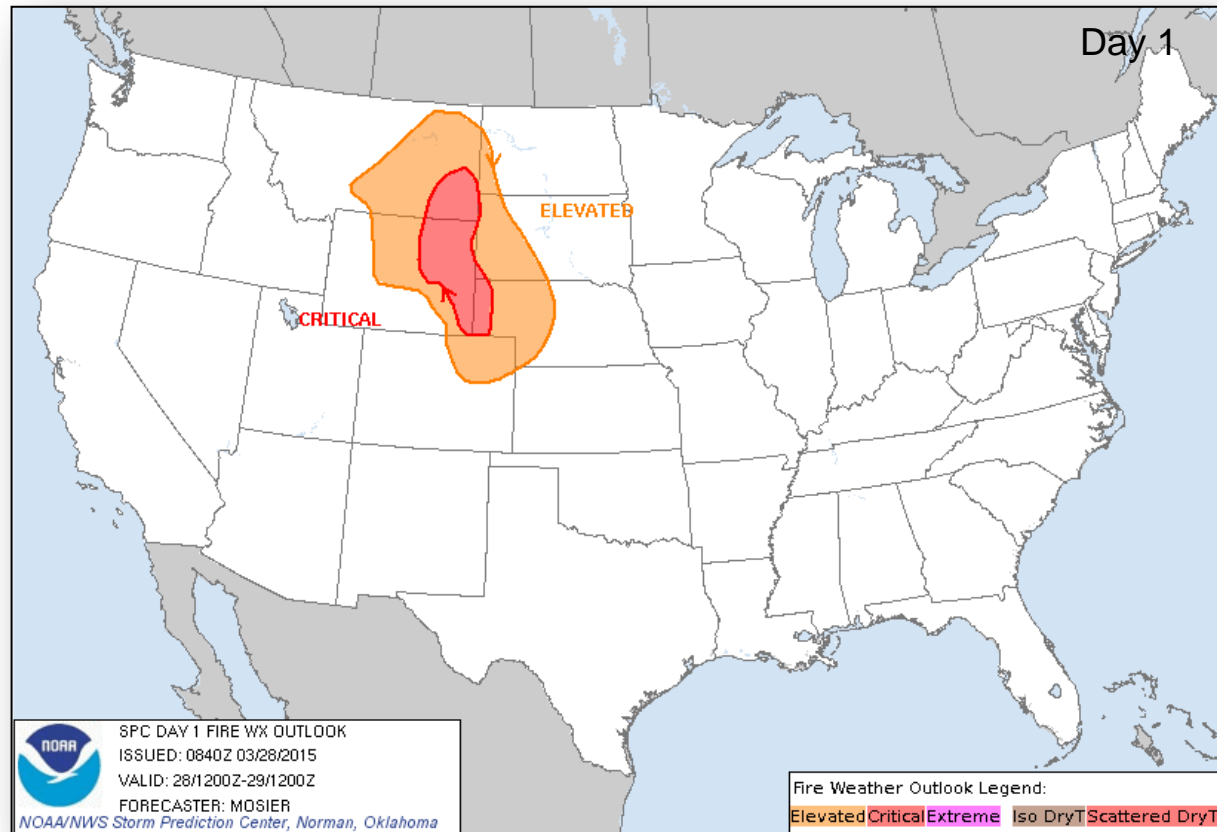
FEMA



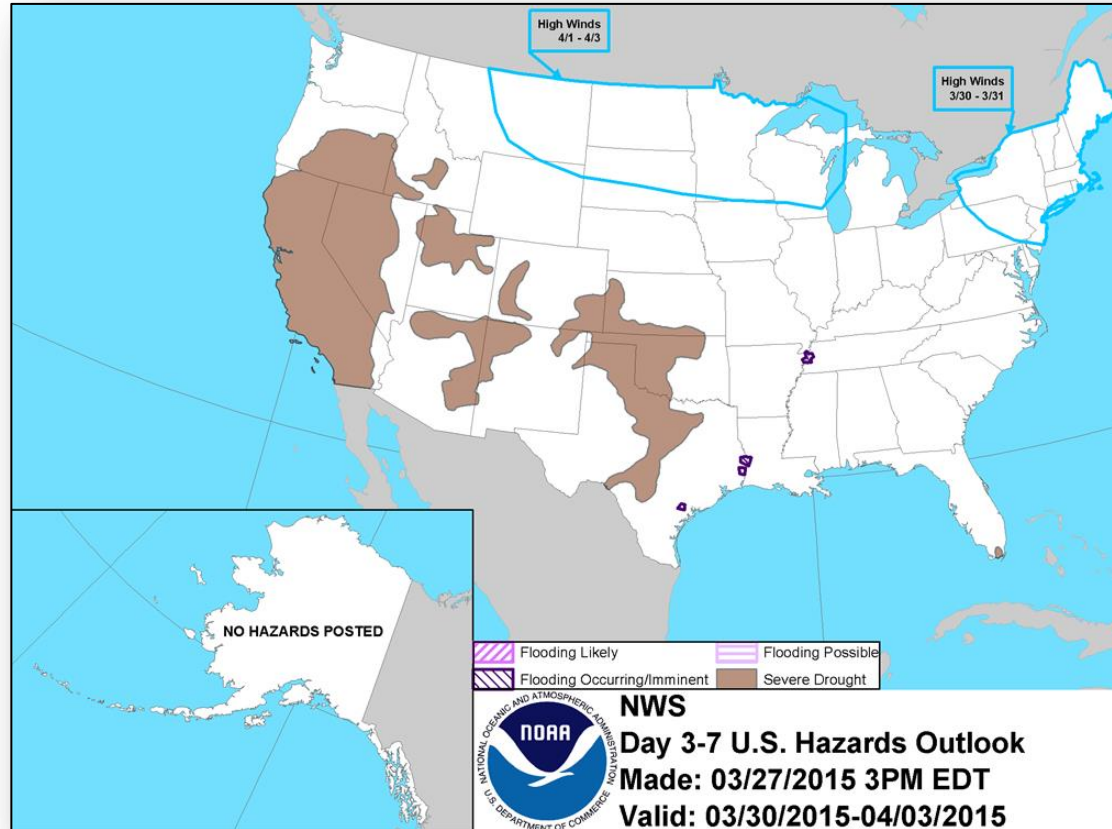
Convective Outlook, Days 1–3



Fire Weather Outlook, Days 1– 8


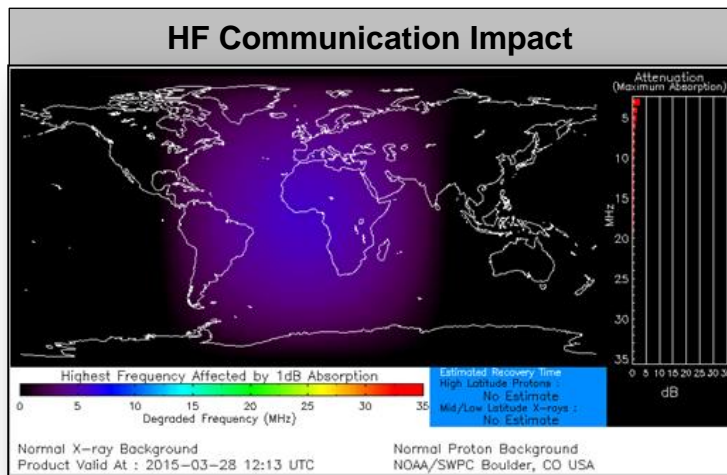


Hazard Outlook: Mar 30 – Apr 3



Space Weather

NOAA Scales Activity (Range: 1/minor to 5/extreme)	Past 24 Hours	Current	Next 24 Hours
Space Weather Activity:	None	None	Minor
• Geomagnetic Storms	None	None	G1
• Solar Radiation Storms	None	None	None
• Radio Blackouts	None	None	None



FEMA Readiness – Deployable Teams /Assets



Deployable Teams/Assets									
Resource	Status	Total	FMC Available		Partially Available	Not Available	Detailed, Deployed, Activated	Comments	Rating Criterion
FCO		37	21	57%	0	1	15		OFDC Readiness: FCO Green Yellow Red Type 1 3+ 2 1 Type 2 4+ 3 2 Type 3 4 3 2
FDRC		10	10	100%	0	0	0		FDRC 3 2 1
US&R		28	27	96%	0	1	0	NM-TF1 (Red – Personnel shortages)	<ul style="list-style-type: none">• Green = Available/FMC• Yellow = Available/PMC• Red = Out-of-Service• Blue = Assigned/Deployed
National IMAT		3	2	66%	0	0	1	IMAT East 2 – Deployed to GA	<ul style="list-style-type: none">• Green: 3 avail• Yellow: 1-2 avail• Red: 0 avail <i>(Individual N-IMAT red if 50% of Section Chiefs and/or Team Leader is unavailable for deployment.)</i>
Regional IMAT		13	10	77%	0	3	0	<u>Not Mission Capable (NMC):</u> <ul style="list-style-type: none">• Regions IV-3, VI-3 & IX-1	<ul style="list-style-type: none">• Green: 7 or more avail• Yellow: 4 - 6 teams available• Red: > 8 teams deployed/unavailable <i>R-IMAT also red if TL Ops/Log Chief is unavailable & has no qualified replacement</i>
MCOV		60	56	93%	0	4	0		<ul style="list-style-type: none">• Green = 80 – 100% avail• Yellow = 60 – 79% avail• Red = 59% or below avail• Readiness remains 95%

FEMA Readiness – National/Regional Teams



National/Regional Teams									
Resource	Status	Total	FMC Available		Partially Available	Not Available	Deployed/ Activated	Comments	Rating Criterion
NWC		5	5	100%	0	0	Not Activated		<div>• Green = FMC</div> <div>• Yellow = PMC</div> <div>• Red = NMC</div>
NRCC		2	344	89%	0	44	Not Activated		
HLT		1	N/A	N/A	0	0	Not Activated		
DEST							Not Activated		
RRCCs		10	10	100%	0	0	Not Activated		
RWCs/MOCs		10	10	100%	0	0	Not Activated		



FEMA

FEMA's mission is to support our citizens and first responders to ensure that as a nation we work together to build, sustain, and improve our capability to prepare for, protect against, respond to, recover from, and mitigate all hazards.