

The Disaster Center is dedicated to the idea that disaster mitigation is cost effective and individuals pursuing their own interest are the greatest potential force for disaster reduction.

Please consider making a small donation to the Disaster Center



When disaster mitigation is cost effective, we are on the road to bringing disasters to an end.



FEMA

Daily Operations Briefing

Wednesday, March 29, 2017

8:30 a.m. EDT

Significant Activity – Mar 28-29



FEMA

Significant Events: None

Significant Weather:

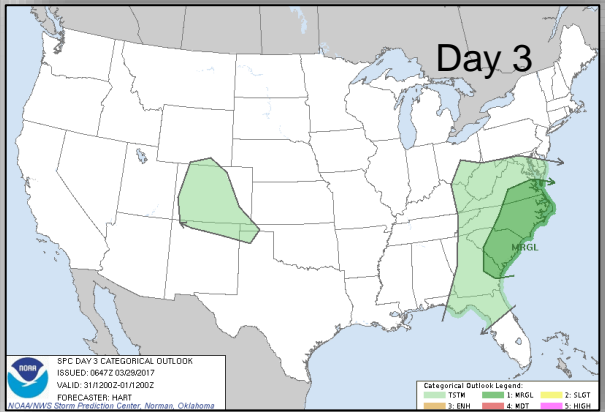
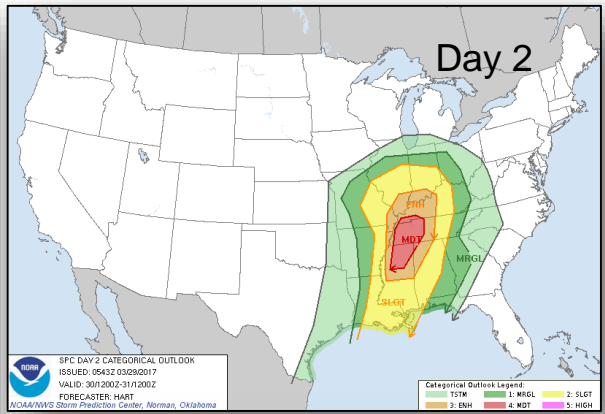
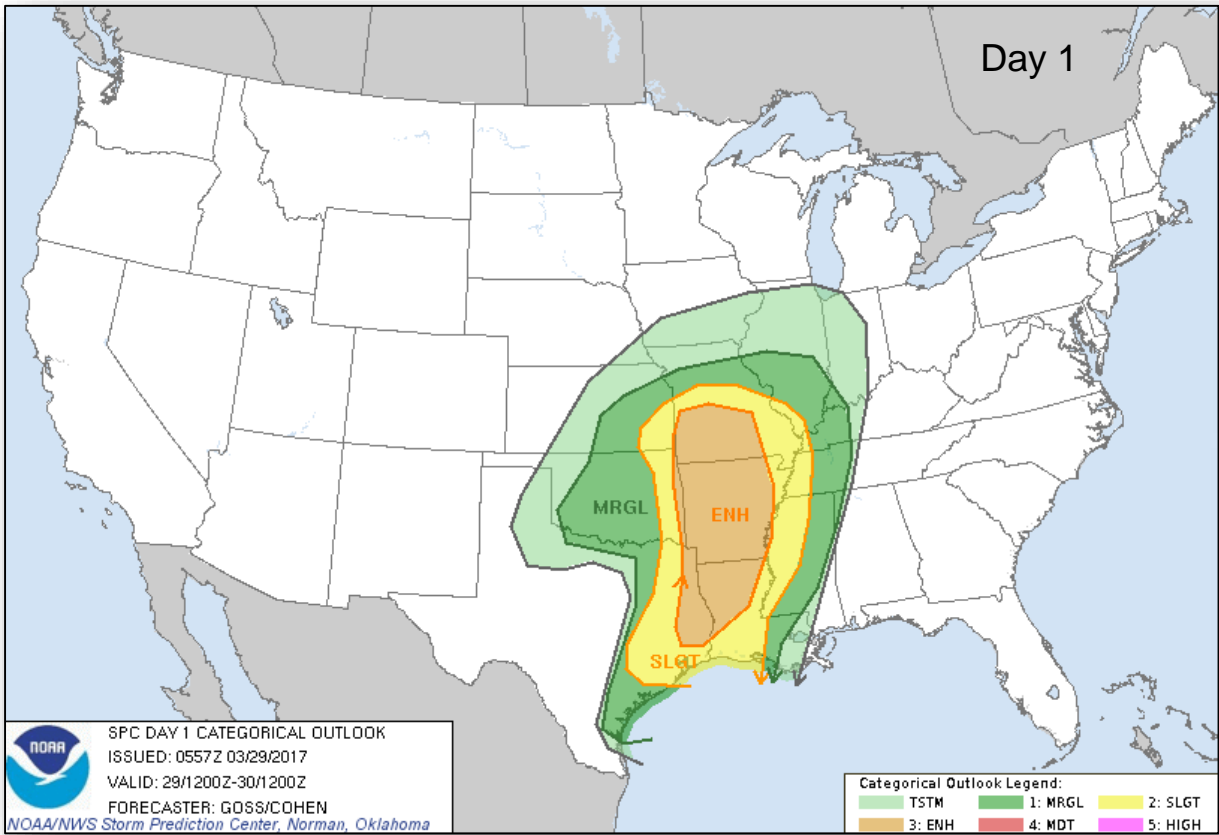
- Severe Thunderstorms – Central/Southern Plains through the Ohio/Tennessee valleys
- Flash Flooding – Central Plains and Upper to Lower Mississippi valleys
- Freezing Rain – Northern Rockies
- Heavy Snow – Northern Intermountain
- Rain and Thunderstorms – Southern/Central Plains, Mississippi Valley, Great Lakes, Ohio/Tennessee valleys & Southeast
- Critical/Elevated Fire Weather – AZ, CA, & TX
- Red Flag Warnings – AZ, CO, FL, KS, NM, OK, TX, & WY
- Space Weather:
 - Past 24 hours: No space weather storms observed
 - Next 24 hours: Moderate – Geomagnetic storms reaching G2 level likely

Tropical Activity: No activity affecting U.S. interests

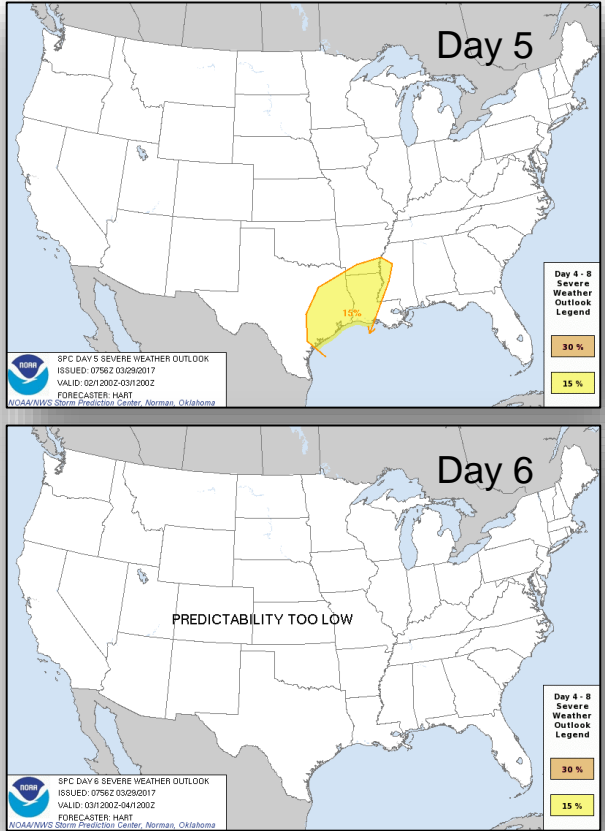
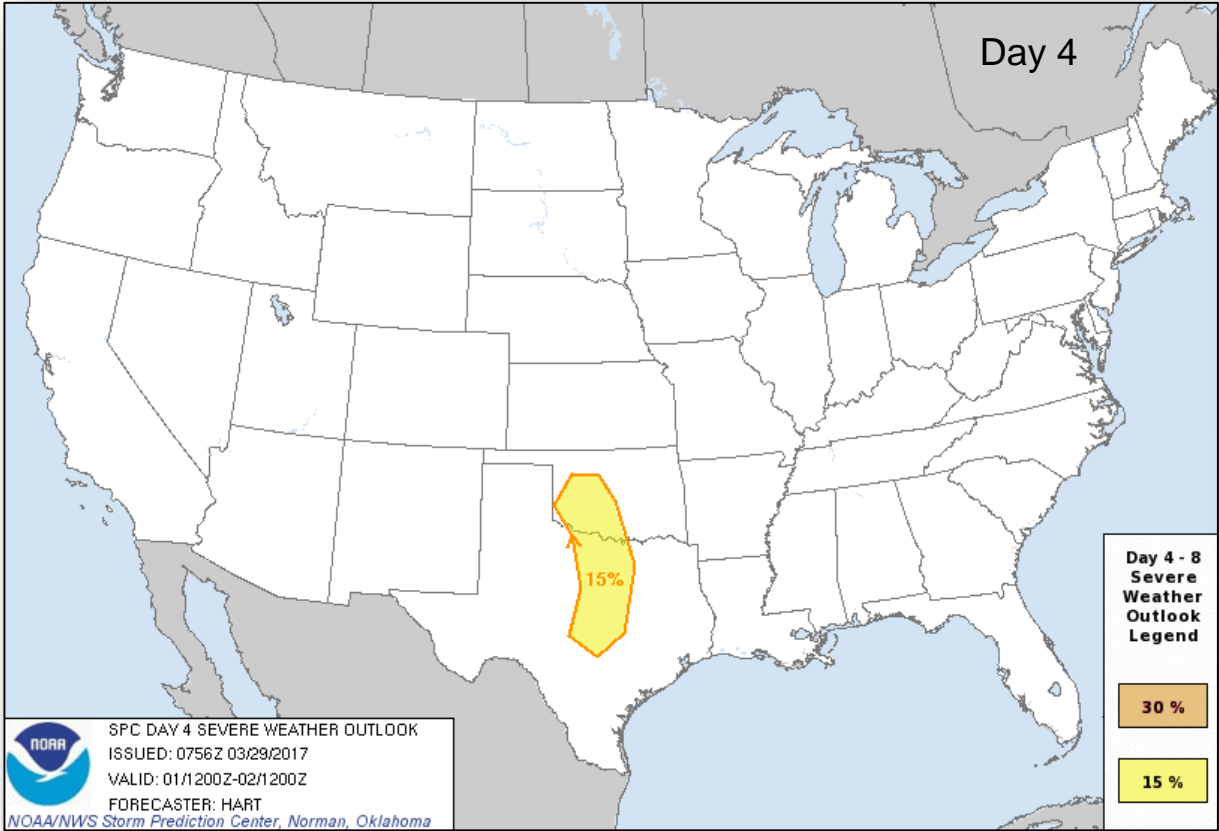
Earthquake Activity: No significant activity

Declaration Activity: None

Severe Weather Outlook – Days 1-3



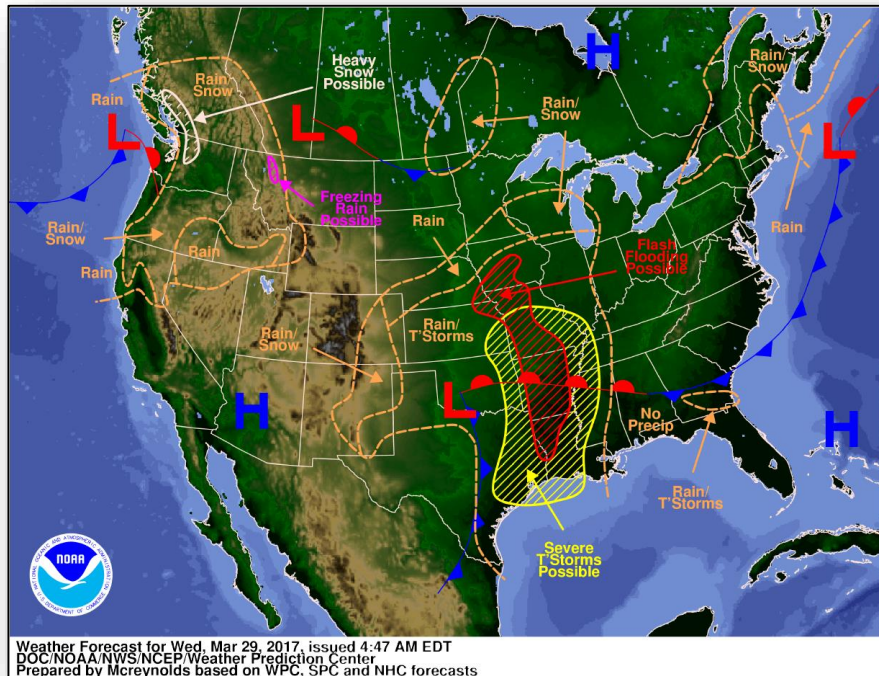
Severe Weather Outlook – Days 4-6



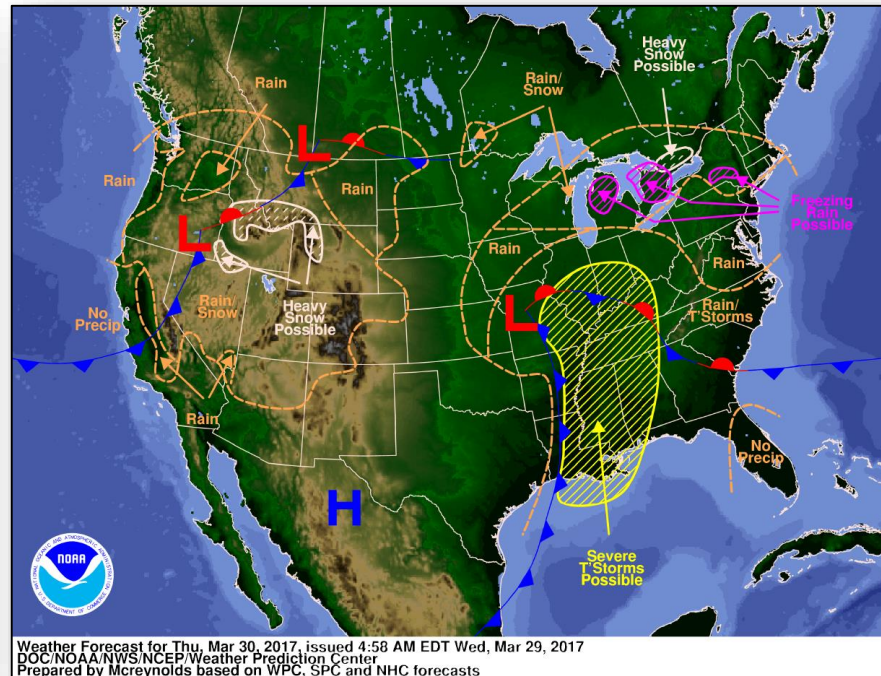
National Weather Forecast



FEMA



Today

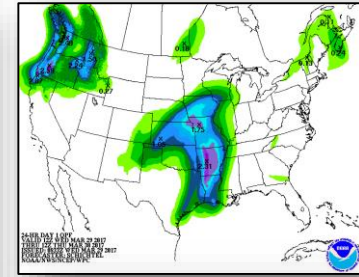
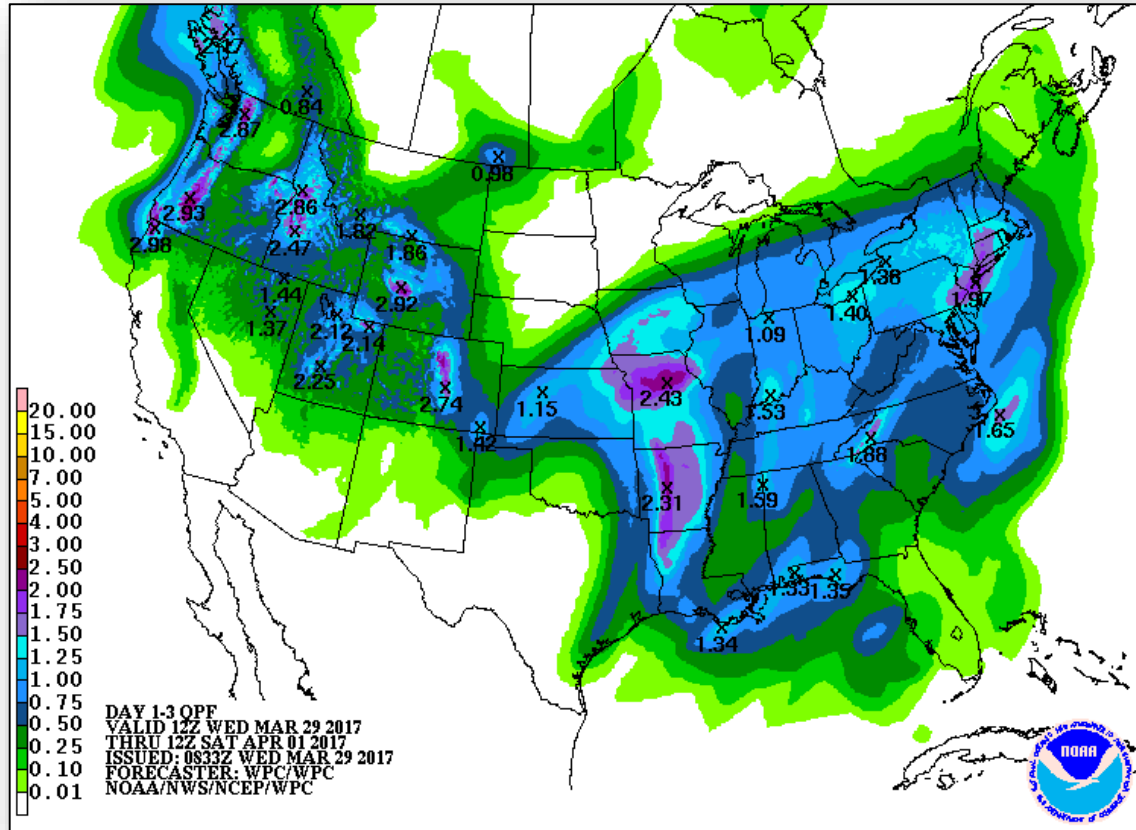


Tomorrow

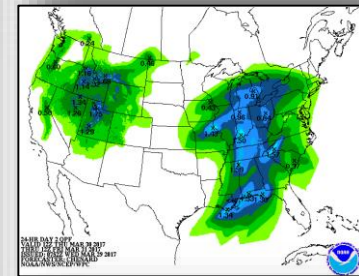
Precipitation Forecast – Days 1-3



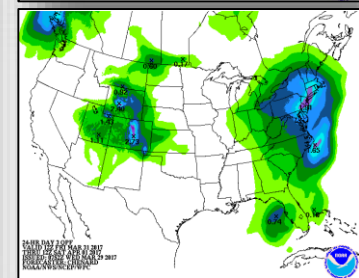
FEMA



Day 1



Day 2

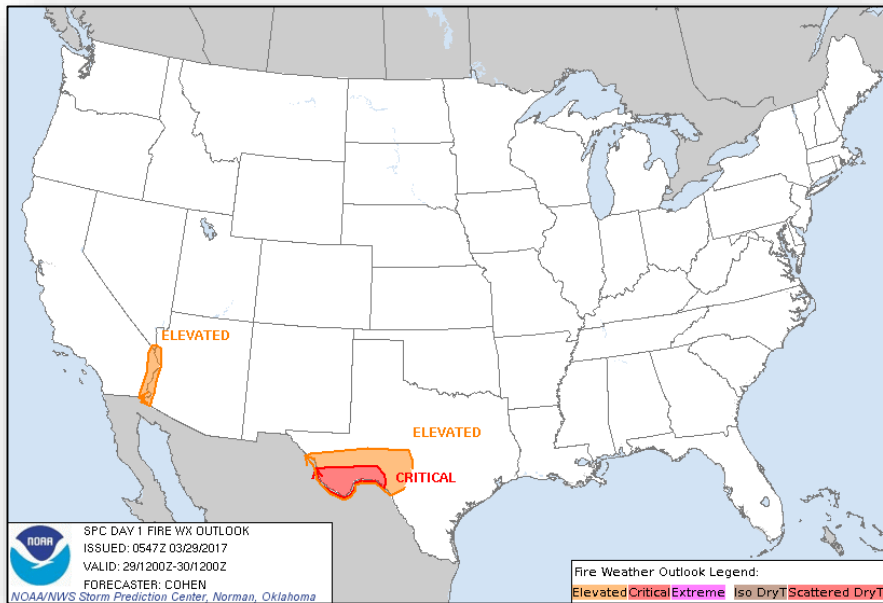


Day 3

Fire Weather Outlook



FEMA



Today

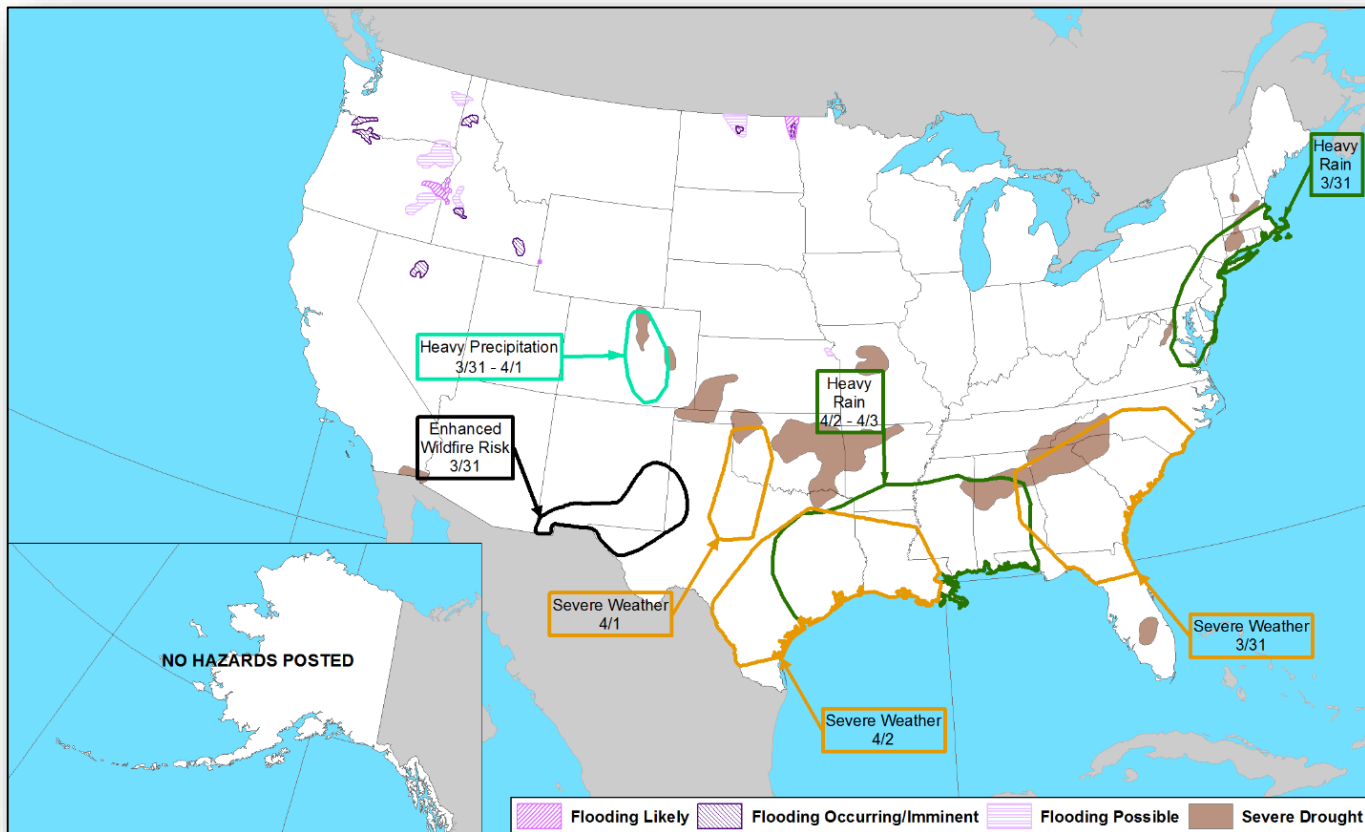


Tomorrow

Hazards Outlook – March 31 – April 4



FEMA





Space Weather



FEMA

| | Space Weather Activity | Geomagnetic Storms | Solar Radiation | Radio Blackouts |
|---|------------------------|--------------------|-----------------|-----------------|
| Past 24 Hours | None | None | None | None |
| Next 24 Hours | Moderate | G2 | None | None |
| For further information on NOAA Space Weather Scales refer to http://www.swpc.noaa.gov/noaa-scales-explanation | | | | |



Joint Preliminary Damage Assessments



| Region | State / Location | Event | IA/PA | Number of Counties | | Start – End |
|--------|------------------|---|-------|--------------------|-----------|-------------|
| | | | | Requested | Completed | |
| II | NY | Winter Storm Event March 13-15, 2017 | IA | 0 | 0 | N/A |
| | | | PA | 30 | 0 | TBD |

Disaster Requests & Declarations



FEMA

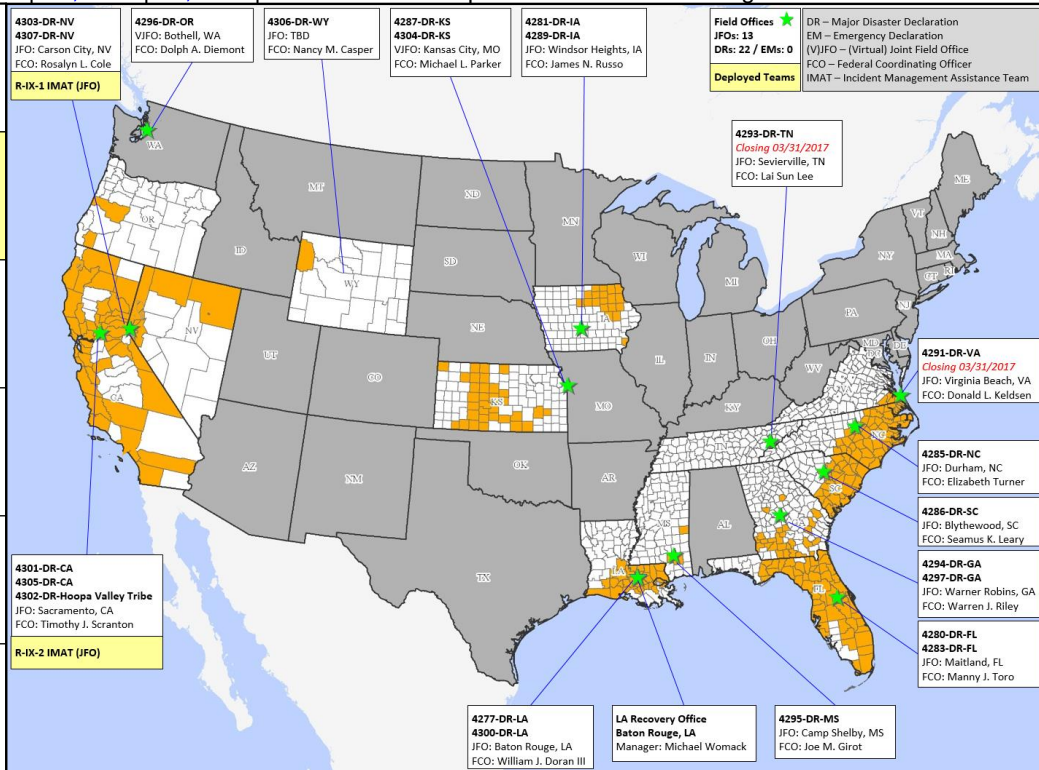
| Declaration Requests in Process | | Requests APPROVED (since last report) | Requests DENIED (since last report) |
|---|----------------|--|--|
| 2 | Date Requested | 0 | 0 |
| OR – DR Severe Winter Storms, Flooding, Landslides, and Mudslides | March 9, 2017 | | |
| CA – DR Severe Winter Storms, Flooding, and Mudslides | March 19, 2017 | | |

Readiness – Deployable Teams and Assets



FEMA

| Resource | Force Strength | Available | | Deployed | Other | Cadres with less than 25% availability | |
|------------------------|--|-------------------------------------|------------|--------------|--------------|---|--|
| Total Workforce | 10,233 | 6,095 | 59% | 2,842 | 1,296 | Field Leadership / Environmental Planning & Historic Preservation | |
| National IMATs | East 1: East 2: <i>Primary</i> West: | Available Available Available | | | | <div>4303-DR-NV 4307-DR-NV JFO: Carson City, NV FCO: Rosalyn L. Cole R-IX-1 IMAT (JFO)</div> <div>4296-DR-OR VJFO: Bothell, WA FCO: Dolph A. Diemont</div> <div>4306-DR-WY JFO: TBD FCO: Nancy M. Casper</div> <div>4287-DR-KS 4304-DR-KS VJFO: Kansas City, MO FCO: Michael L. Parker</div> <div>4281-DR-IA 4289-DR-IA JFO: Windsor Heights, IA FCO: James N. Russo</div> <div>Field Offices JFOs: 13 DRs: 22 / EMs: 0 Deployed Teams</div> <div>DR – Major Disaster Declaration EM – Emergency Declaration (VJFO – (Virtual) Joint Field Office FCO – Federal Coordinating Officer IMAT – Incident Management Assistance Team</div> | |
| Regional IMATs | Assigned: Available: PMC / NMC: Deployed: | 13 11 0 2 | | | | | |
| US&R | Assigned: Available: PMC / NMC: Deployed: | 28 28 0 0 | | | | | |
| MERS | Assigned: Available: PMC / NMC: Deployed: | 36 35 1 0 | | | | | |
| FCO | Assigned: Available: PMC / NMC: Deployed: | 36 8 6 22 | | | | | |
| FDRC | Assigned: Available: PMC / NMC: Deployed: | 11 5 2 4 | | | | | |



Readiness – Activation Teams



FEMA

| Resource | Status | Total | Status | Activated Team | Activation Level | Activation Times | Reason/Comments |
|-----------|--------|-------|---------------|----------------|------------------|------------------|----------------------------|
| NWC | | 5 | Not Activated | | | | |
| NRCC | | 2 | Not Activated | | | | |
| HLT | | 1 | Not Activated | | | | Deactivated for the season |
| RWCs/MOCs | | 10 | Not Activated | | | | |
| RRCCs | | 10 | Not Activated | | | | |

Back-up Regions (March 20 – April 3): **II, III & X**



FEMA

FEMA's mission is to support our citizens and first responders to ensure that as a nation we work together to build, sustain, and improve our capability to prepare for, protect against, respond to, recover from, and mitigate all hazards.