

The Disaster Center is dedicated to the idea that disaster mitigation is cost effective and individuals pursuing their own interest are the greatest potential force for disaster reduction.

Please consider making a small donation to the Disaster Center



When disaster mitigation is cost effective, we are on the road to bringing disasters to an end.



FEMA

Daily Operations Briefing

Saturday, March 31, 2018

8:30 a.m. EDT

Significant Activity – Mar 30-31



FEMA

Significant Events: None

Tropical Activity: None

Significant Weather:

- Heavy Snow – Portions of the Central Rockies and Upper Great Lakes
- Space Weather:
 - Past 24 hours: None
 - Next 24 hours: None

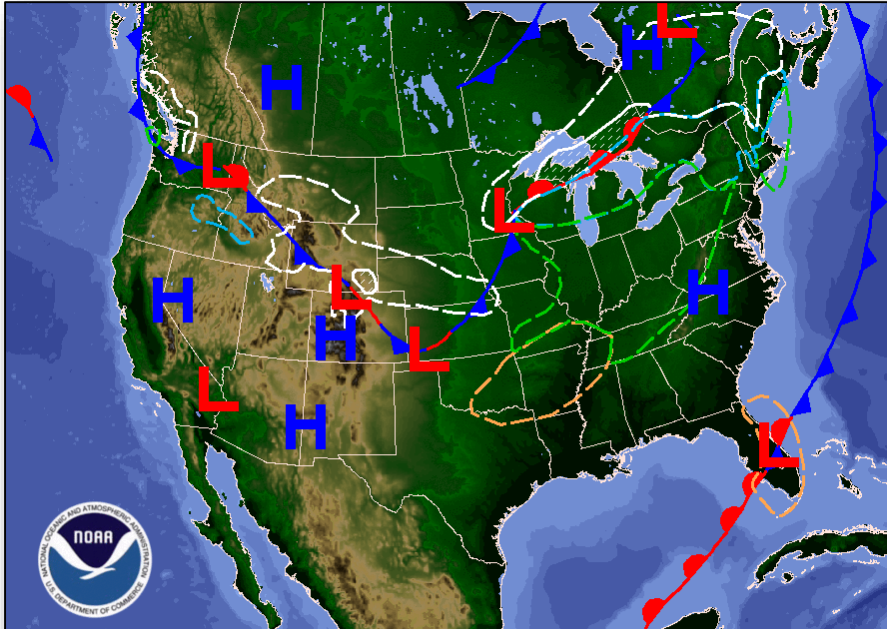
Earthquake Activity: No significant activity

Declaration Activity: None

National Weather Forecast



FEMA

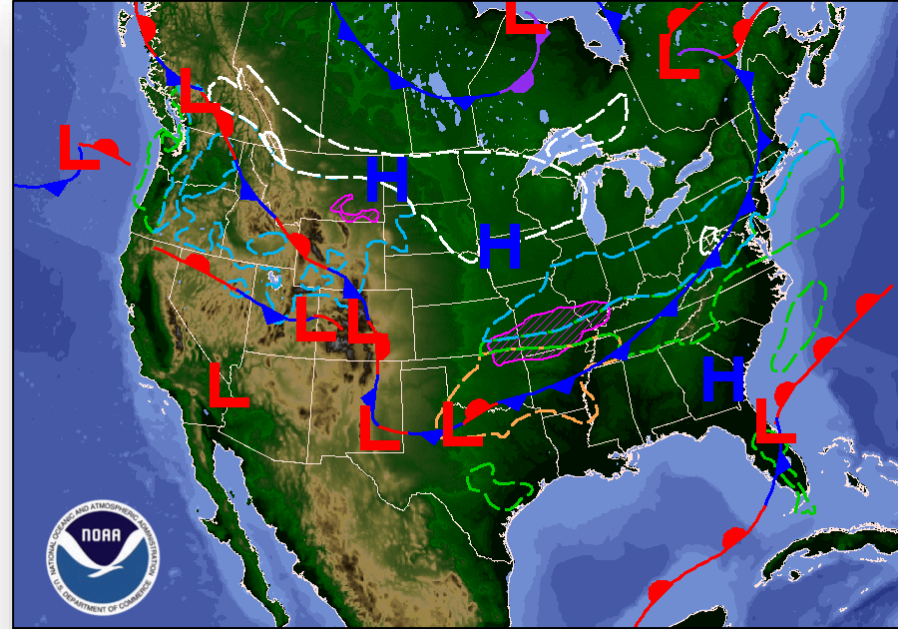


Day 1 National Forecast Chart

Valid Sat, Mar 31, 2018, issued 4:23 AM EDT
DOC/NOAA/NWS/NCEP/Weather Prediction Center
Prepared by Oravec with WPC/SPC/NHC forecasts

- Rain
- Rain and T'Storms
- Rain and Snow
- Snow
- Flash Flooding Possible (hatched)
- Severe T'Storms Possible (hatched)
- Freezing Rain Possible (hatched)
- Heavy Snow Possible (hatched)

Today



Day 2 National Forecast Chart

Valid Sun, Apr 01, 2018, issued 4:22 AM EDT Sat, Mar 31, 2018
DOC/NOAA/NWS/NCEP/Weather Prediction Center
Prepared by Gallina with WPC/SPC/NHC forecasts

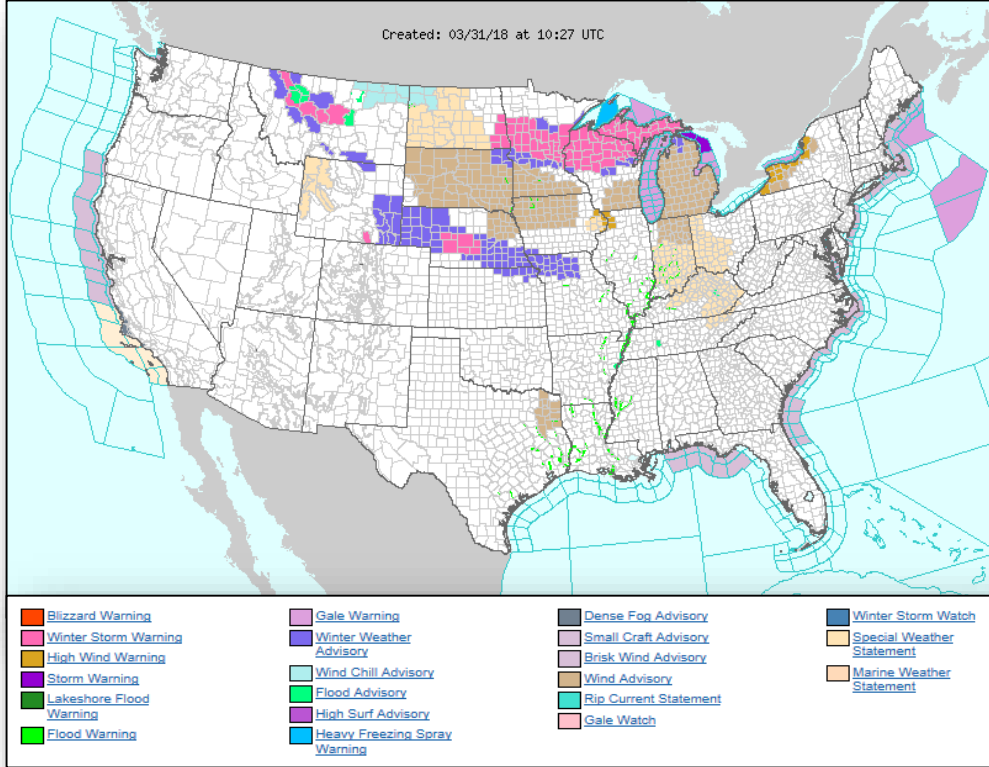
- Rain
- Rain and T'Storms
- Rain and Snow
- Snow
- Flash Flooding Possible (hatched)
- Severe T'Storms Possible (hatched)
- Freezing Rain Possible (hatched)
- Heavy Snow Possible (hatched)

Tomorrow

Active Watches and Warnings



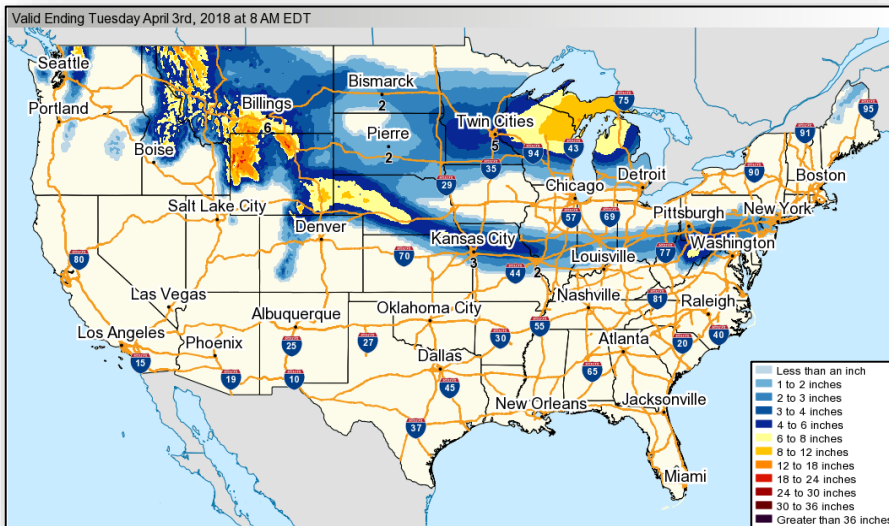
FEMA



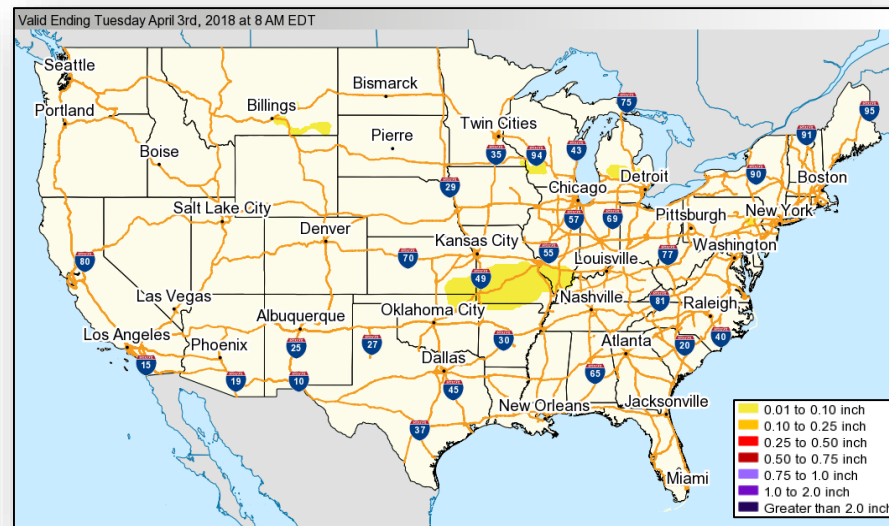
Winter Precipitation Outlook



FEMA



Forecast Snowfall

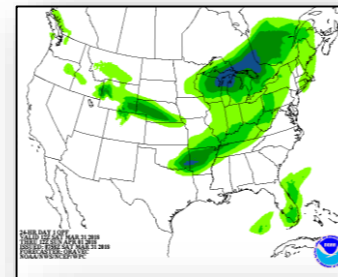
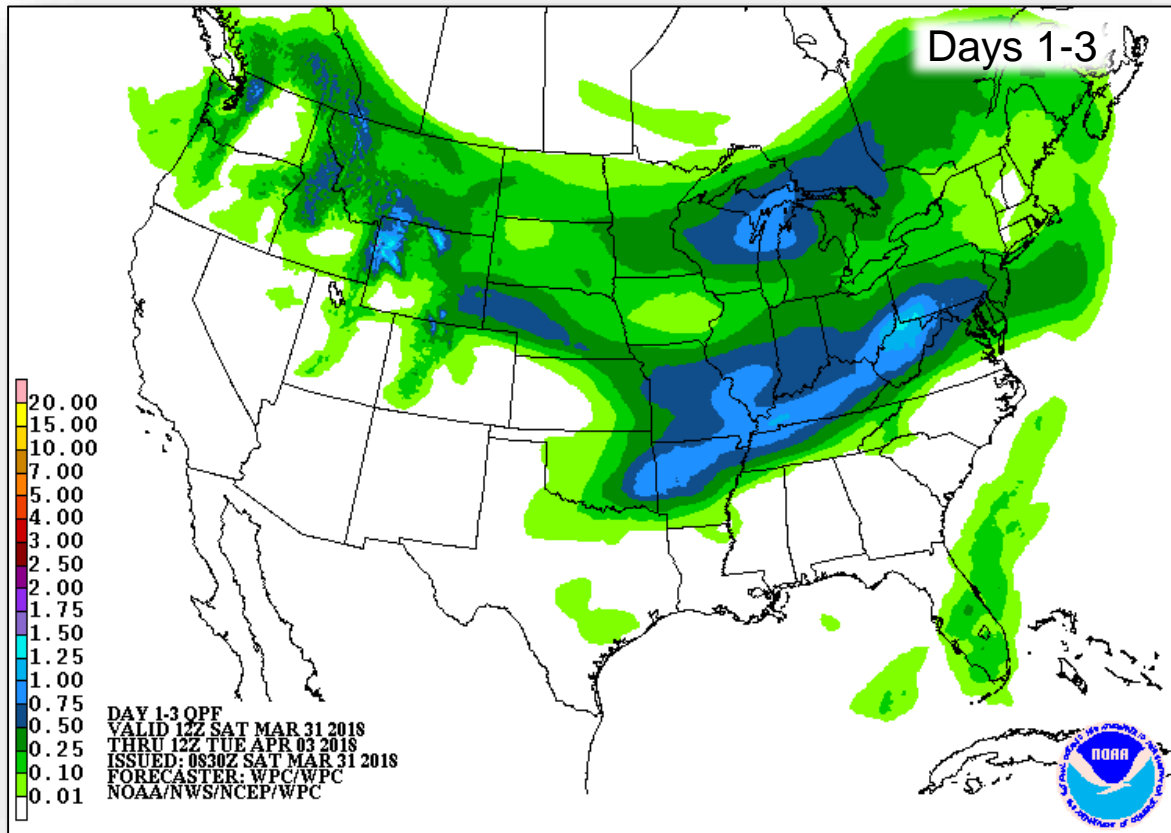


Forecast Ice Accumulation

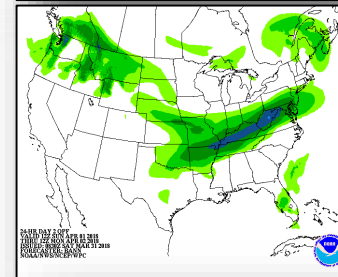
Precipitation Forecast



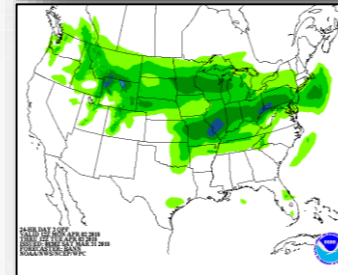
FEMA



Day 1



Day 2

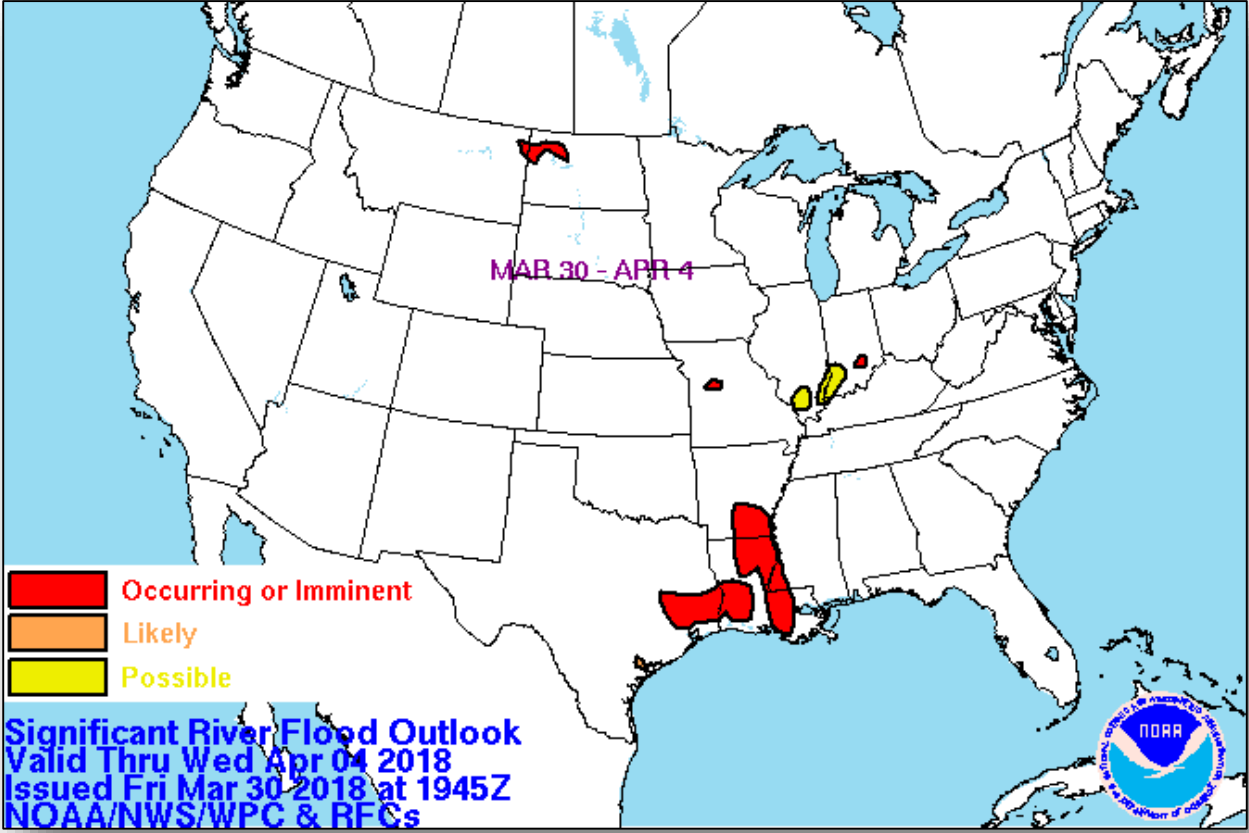


Day 3

Significant River Flood Outlook



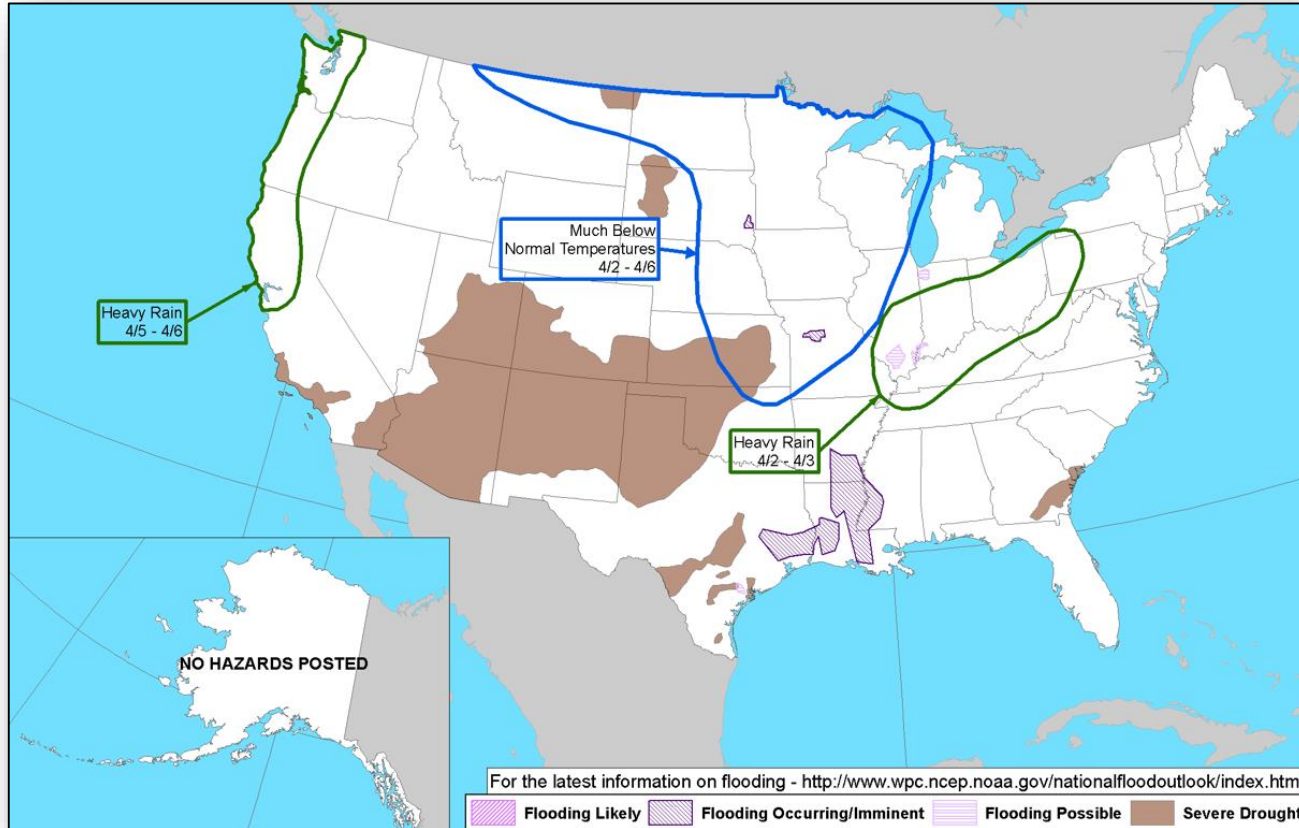
FEMA



Hazards Outlook – Apr 2-6



FEMA



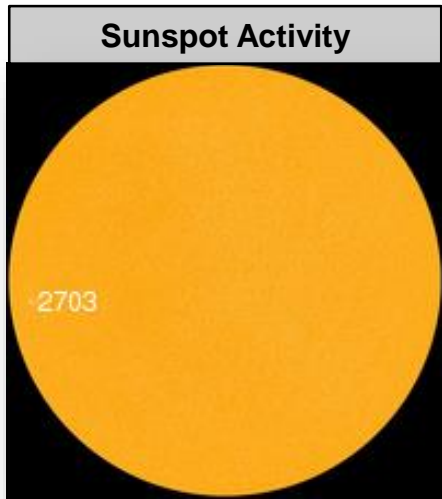

Space Weather



FEMA

	Space Weather Activity	Geomagnetic Storms	Solar Radiation	Radio Blackouts
Past 24 Hours	None	None	None	None
Next 24 Hours	None	None	None	None

For further information on NOAA Space Weather Scales refer to: <http://www.swpc.noaa.gov/noaa-scales-explanation>



Joint Preliminary Damage Assessments



FEMA

Region	State / Location	Event	IA / PA	Number of Counties		Start – End
				Requested	Completed	
I	MA	Nor'easter March 2-4, 2018	IA	7	7	3/12 – 3/20
			PA	9	3	3/15 – TBD
	NH	Coastal Storm and Flooding March 2-3, 2018	IA	0	0	N/A
			PA	1	0	3/22 – TBD
		Snow March 8, 2018	IA	0	0	N/A
			PA	3	0	3/29 – TBD
	ME	Severe Storm March 2-4, 2018	IA	0	0	N/A
			PA	1	0	3/21 – TBD
IV	KY	Flooding February 21, 2018	IA	6	6	3/19 – 3/26
			PA	34	33	3/19 – TBD
V	IN	Flooding February 14 – March 4, 2018	IA	9	7	3/19 – TBD
			PA	36	20	3/26 – TBD

Disaster Requests & Declarations



FEMA

Declaration Requests in Process					Requests APPROVED (since last report)	Requests DENIED (since last report)
5					0	0
	IA	PA	HM	Date Requested		
AK – DR Severe Storm		X	X	January 25, 2018		
MT – (Appeal) Wildfires		X	X	January 26, 2018		
KY – DR Severe Storm, Flooding, Landslides & Mudslides		X	X	March 8, 2018		
WV – DR Severe Storm, Flooding, Landslides & Mudslides		X	X	March 16, 2018		
OH – DR Severe Storms, Tornadoes, Flooding and Landslides		X	X	March 26, 2018		

Readiness – Deployable Teams and Assets



Resource	Force Strength	Available	Deployed	Other	Cadres with 25% or Less Availability	
Total Workforce	12,148 ⊕	3,984 ▲ 33%	4,584 ▼	3,580	ADR 12% (6/50); DI 22% (22/98); EHP 8% (29/350); ER 20% (10/41); HM 23% (230/996); PA 14% (278/1,924); PLAN 25% (105/428); SAF 19% (11/59); SEC 13% (14/107)	
National IMATs* (3 Teams)	East 1: East 2: West:	B-48 Charlie B-2				
Regional IMATs (> 6 Teams)	Assigned: Available: PMC / NMC: Deployed:	13 7 3 3				
US&R (> 66%)	Assigned: Available: PMC / NMC: Deployed:	28 28 0 0				
MERS (> 66%)	Assigned: Available: NMC: Deployed:	36 35 0 1				
FCO (≤ 1 Type I)	Assigned: Available: PMC / NMC: Deployed:	35 4 7 24				
FDRC (≥ 3)	Assigned: Available: PMC / NMC: Deployed:	14 4 1 9				

* B-2 Status: Assemble ≤ 2-hrs, On Site ≤ 18-hrs; B-48 Status: Assemble and deploy ≤ 48hrs; Charlie Status: No team assemble time requirement

FEMA Readiness – Activation Teams



FEMA

Resource	Status	Total	Status	Activated Team	Activation Level	Activation Times	Reason / Comments
NWC		5	Steady State				
NRCC		2	Available				
HLT		1	Available				
RWCs/MOCs		10	Steady State				
RRCCs		10	Available				

Backup Regions: VIII, V, & II



FEMA

FEMA's mission is helping people before, during, and after disasters.