

The Disaster Center is dedicated to the idea that disaster mitigation is cost effective and individuals pursuing their own interest are the greatest potential force for disaster reduction.

Please consider making a small donation to the Disaster Center



When disaster mitigation is cost effective, we are on the road to bringing disasters to an end.



# FEMA

## Daily Operations Briefing

Wednesday, March 9, 2016

8:30 a.m. EST

# Significant Activity: March 9-10



**Significant Events:** Severe Weather – Southern Plains/Lower MS Valley

## **Significant Weather:**

- Severe Thunderstorms – Southern Plains & Lower/Middle Mississippi Valley
- Flash Flooding – Southern Plains & Lower/Middle Mississippi Valley to Ohio Valley
- Rain/thunderstorms – from Southern Plains to Lower Mississippi & Ohio valleys, Central High Plains
- Rain/snow – northern California & Northwest through the Northern/Central Rockies
- Rain – Pacific Northwest & northern California, Great Lakes to New England
- Snow – Northern Intermountain
- Critical/Elevated Fire Weather Areas & Red Flag Warnings – none
- Space Weather: None for past 24 hours; none expected for next 24 hours

**Tropical Activity:** No activity affecting U.S. territories

**Earthquake Activity:** No significant activity

**Declaration Activity:** None

# Severe Weather – Southern Plains/Lower MS Valley



## March 8-9

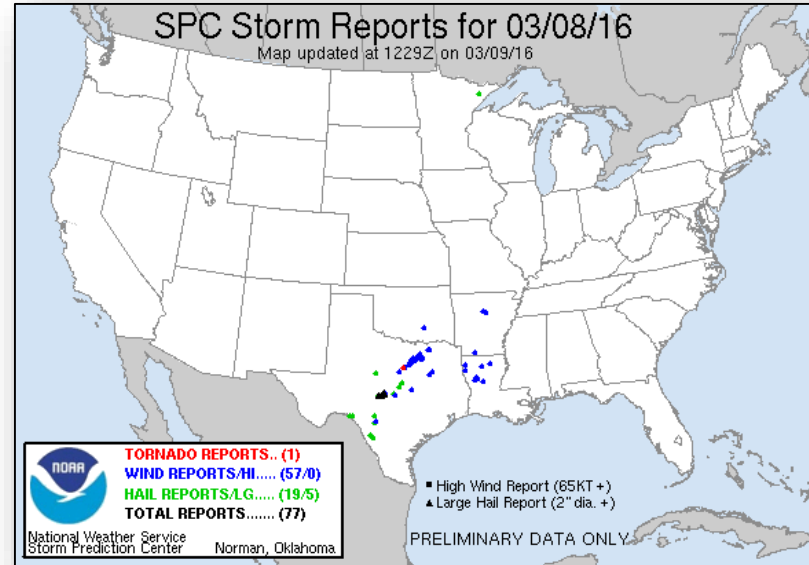
- A line of severe thunderstorms moved across northern TX overnight, causing locally significant damage
- Large hail, strong winds & heavy rain reported in TX, LA, AR & OK
- Damaging winds & a few tornadoes possible today/tonight from east TX into far southwest MS

## State/Local Impacts

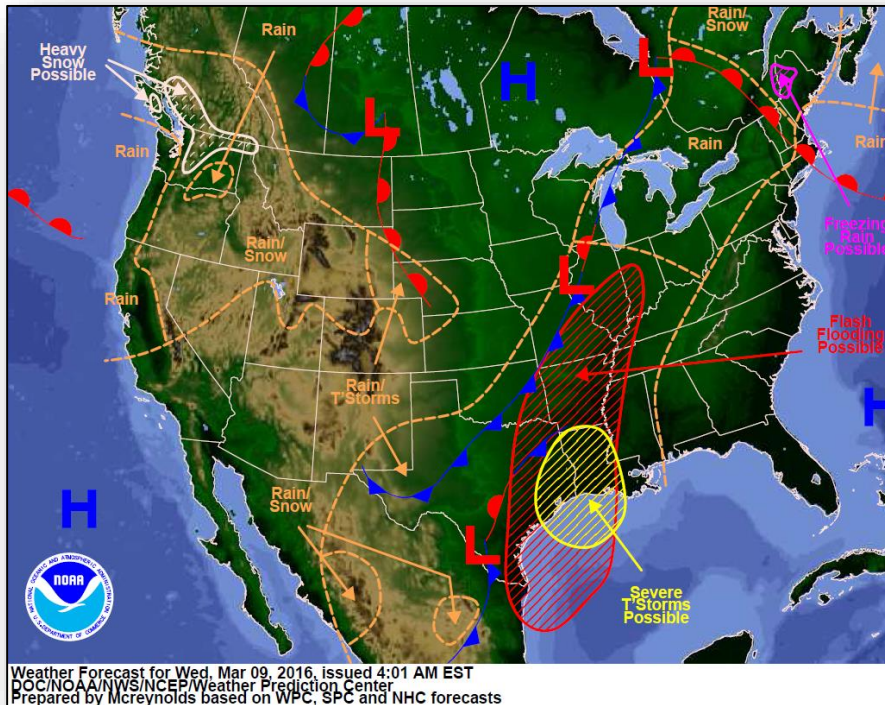
- Preliminary reports of three EF-1 tornadoes in north Texas
- Several homes and businesses damaged near Dallas, TX
- One unconfirmed fatality and three injuries reported in TX
- Water rescues near Denton, TX including 6 children trapped in school bus
- 30 homes (approx. 50 people) evacuated in Haughton, LA due to flooding (Bossier Sheriff and Haughton PD assisting)
- Power outages: Region VI-29k; TX-20k, down from peak of 52k (Eagle I)
- Shelters open in TX (1) and LA (1) with no occupants (*ESF-6, March 8*)

## Response

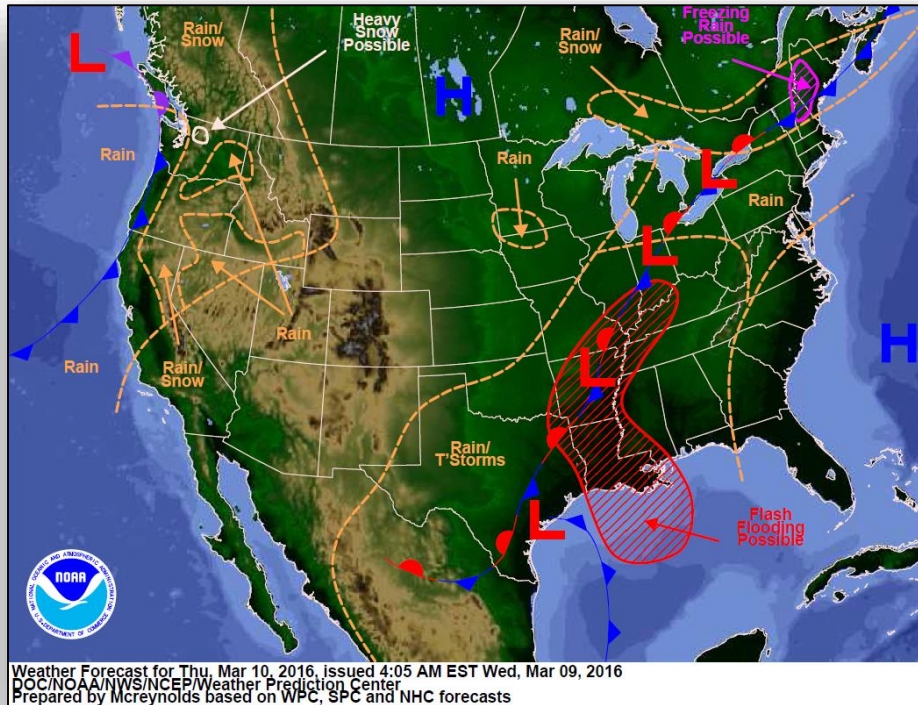
- TX EOC is activated to Level III (Partial Activation); all other EOC remain at Normal Operations
- FEMA Region VI RRCC not activated; RWC at Enhanced Watch 24/7
  - LNO deployed to TX EOC
- No requests for FEMA assistance



# National Weather Forecast

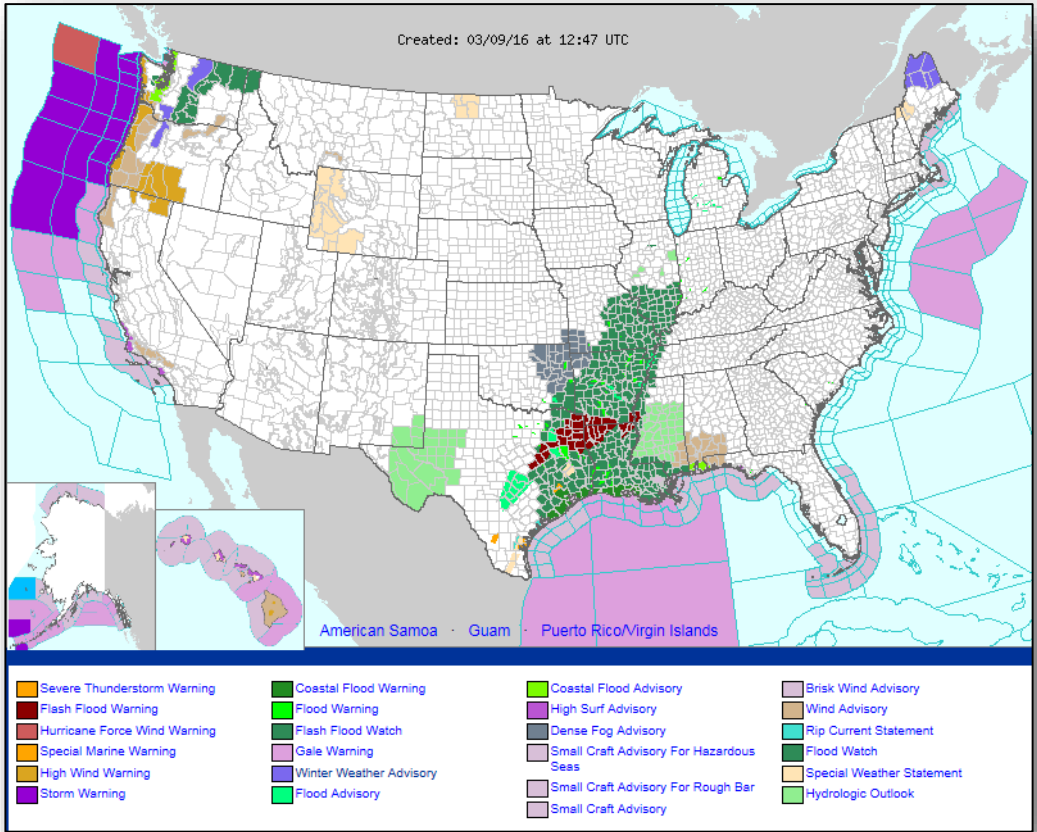


*Today*

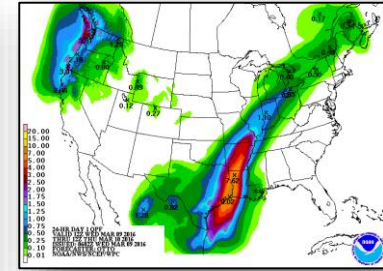
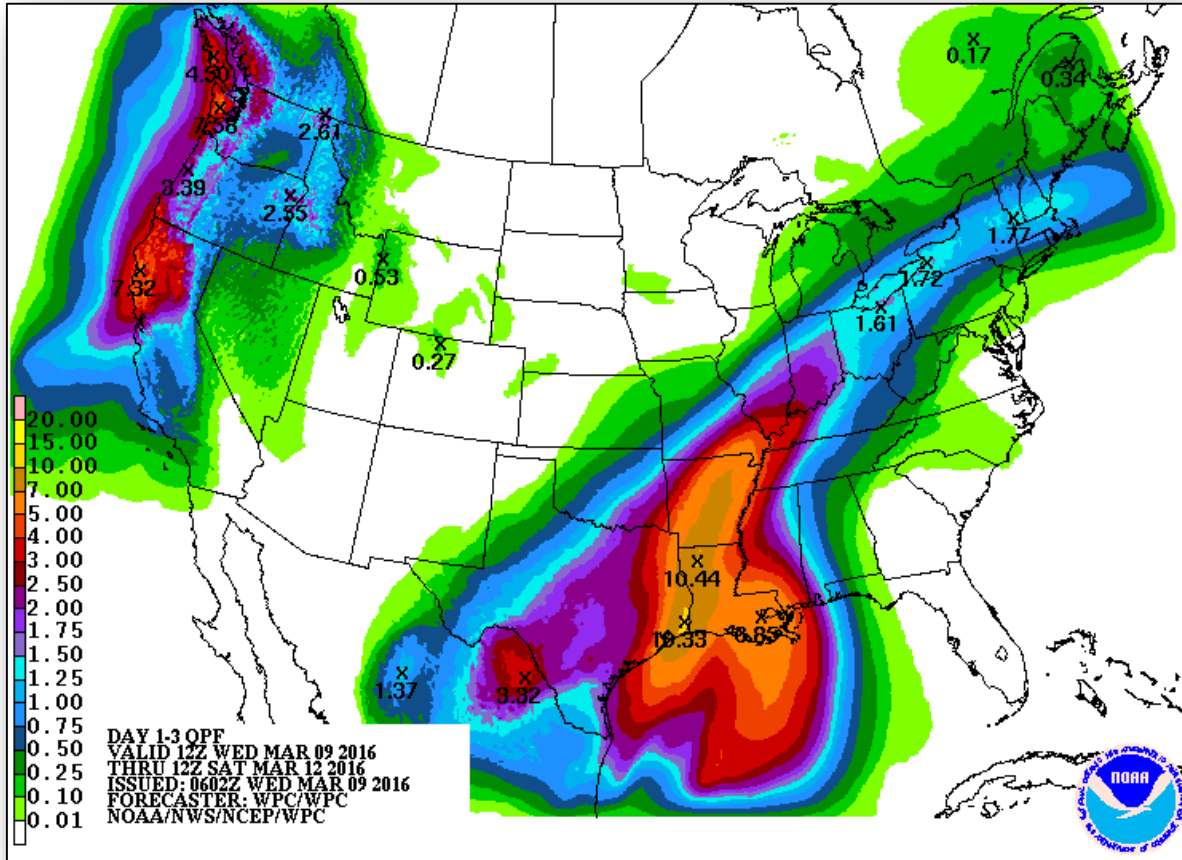


*Tomorrow*

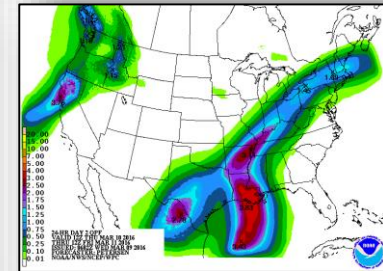
# Active Watches/Warnings



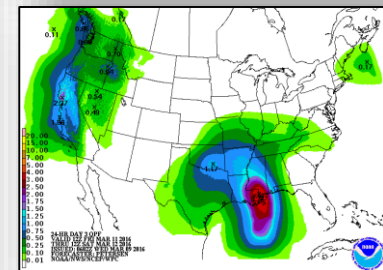
# Precipitation Forecast, 1-3 Day



Day 1

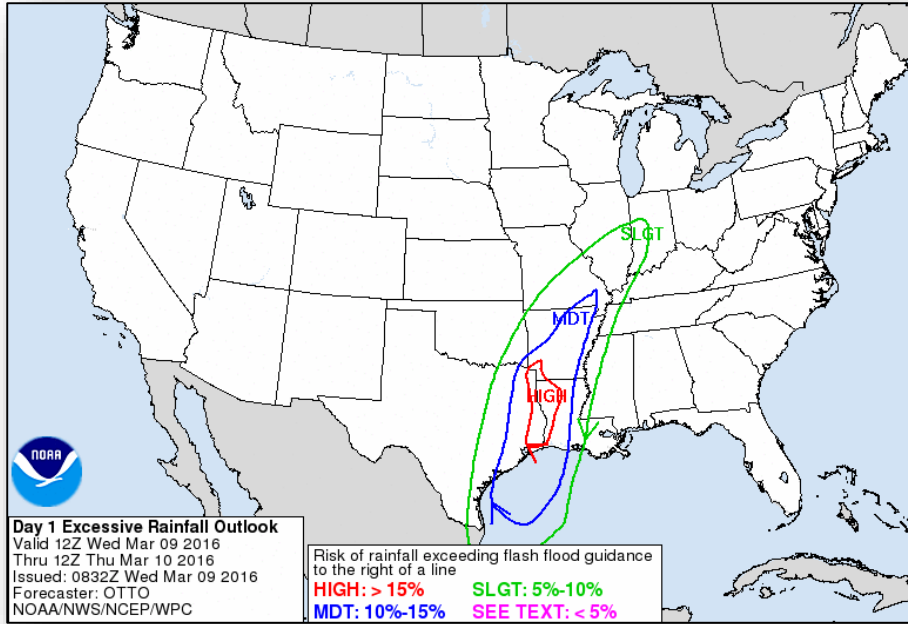


Day 2

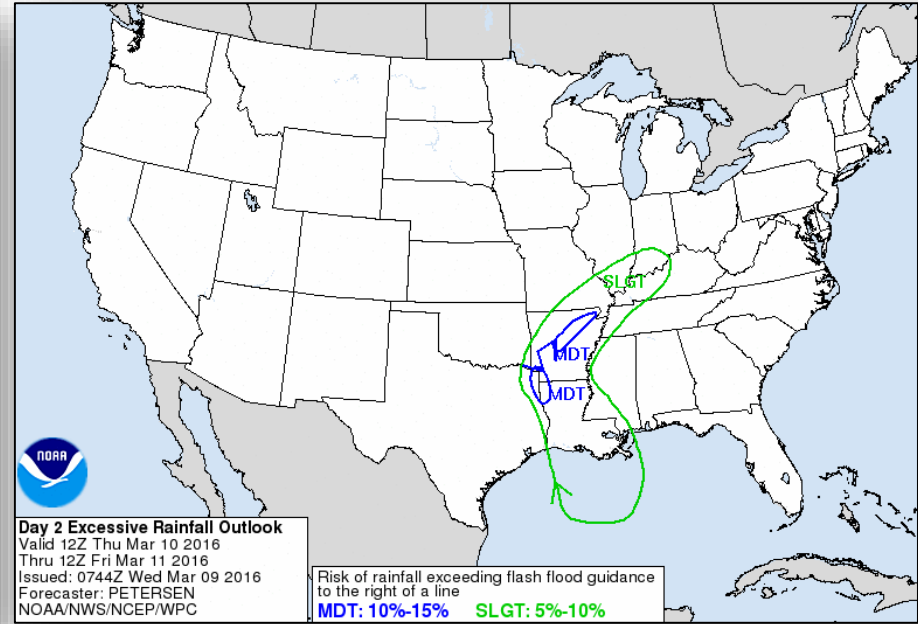


Day 3

# Flash Flood Potential



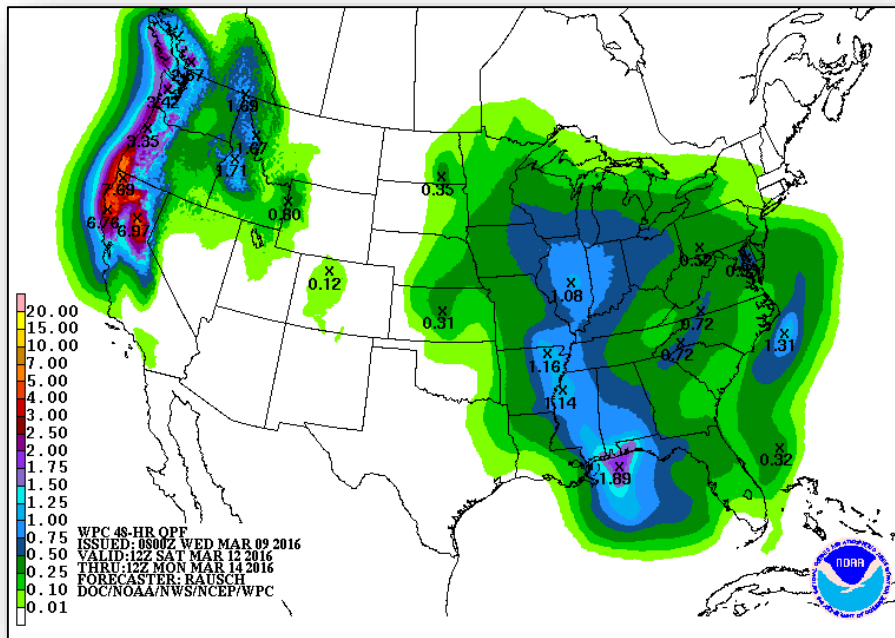
*Today*



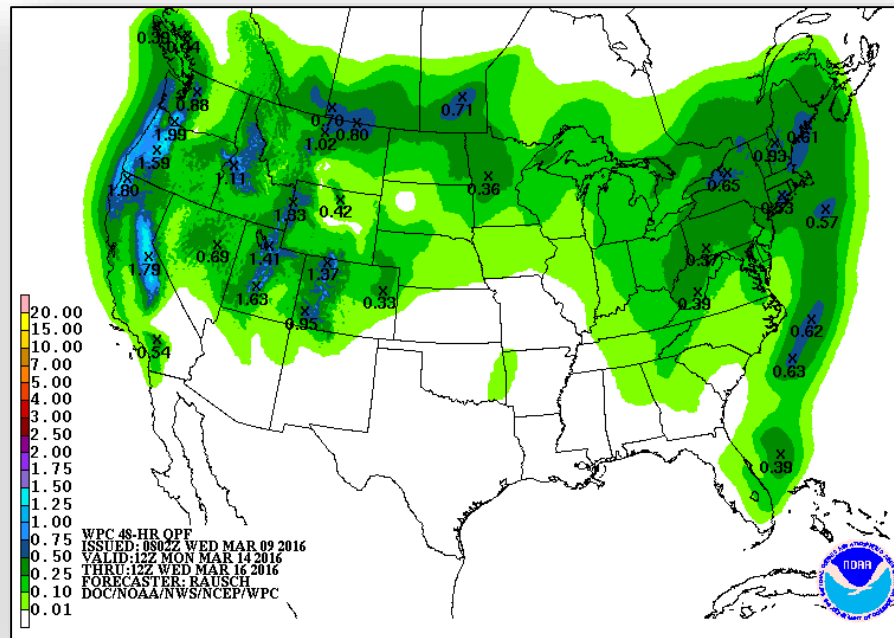
*Thursday*



# Precipitation Forecast, 4-7 Day

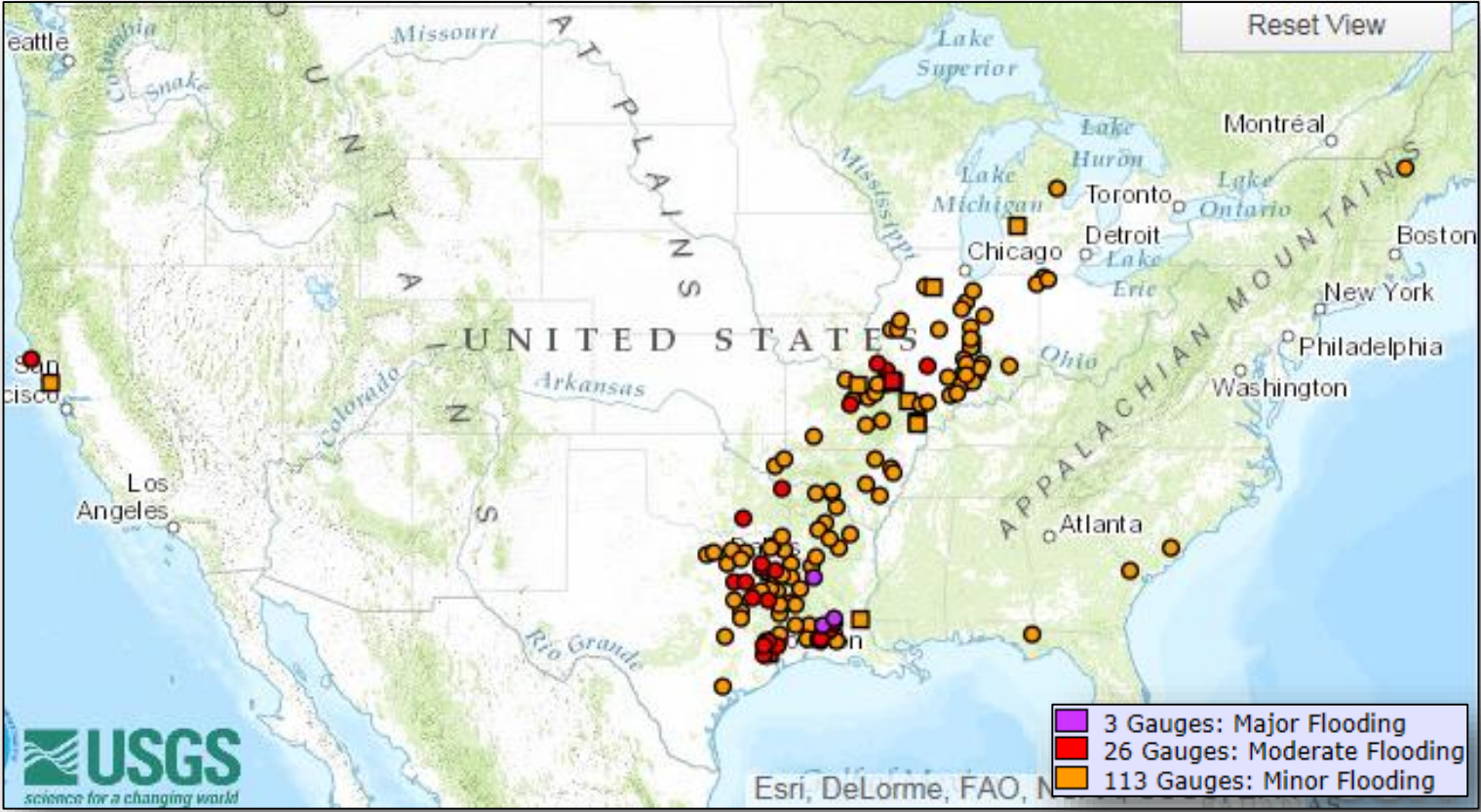


4-5 Day

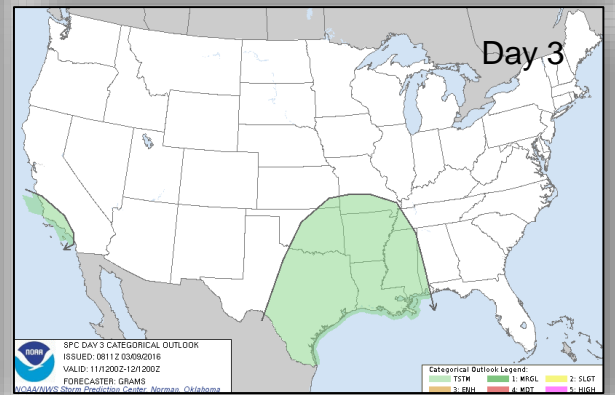
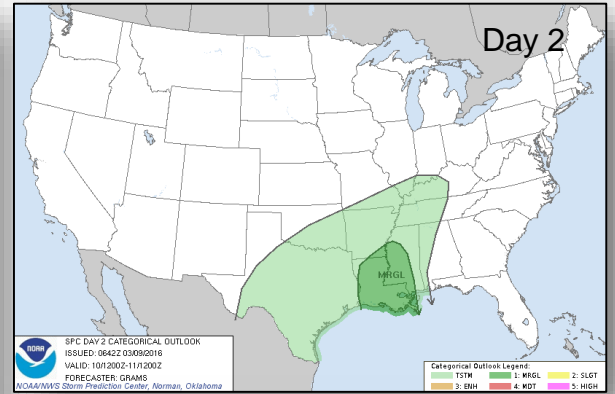
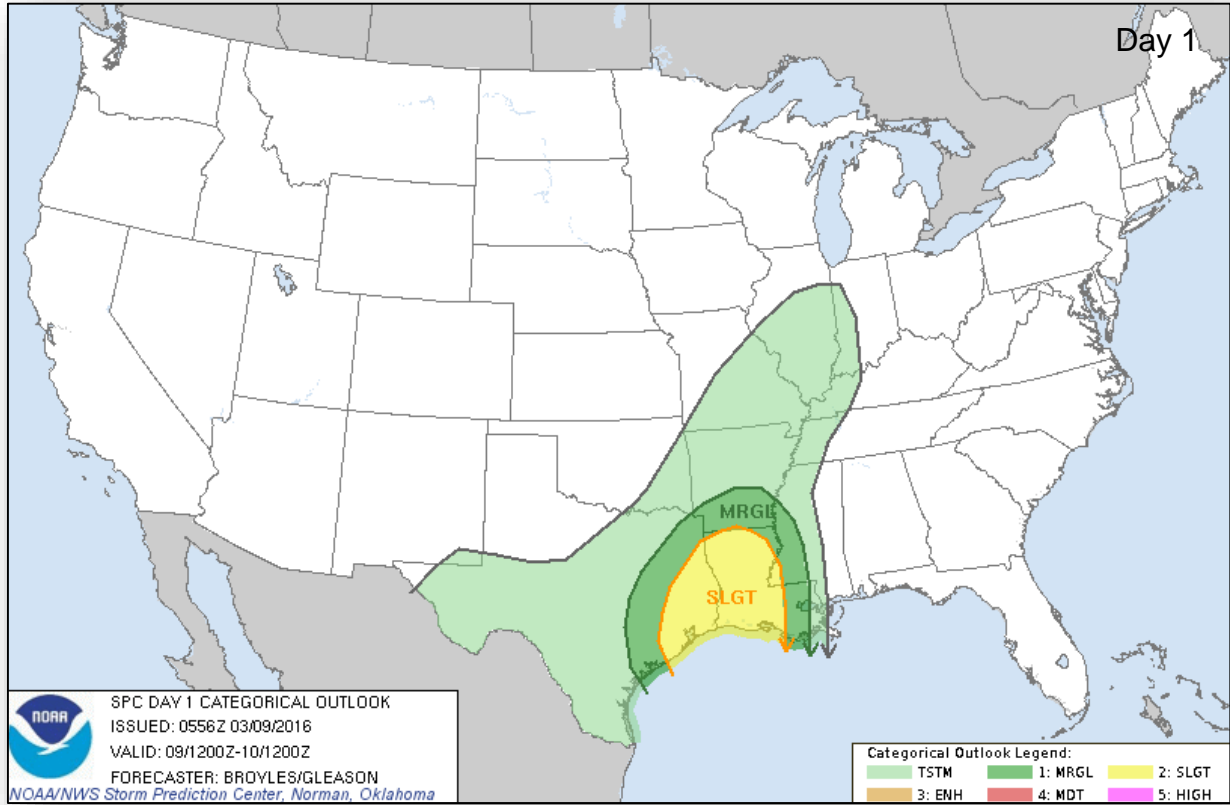


6-7 Day

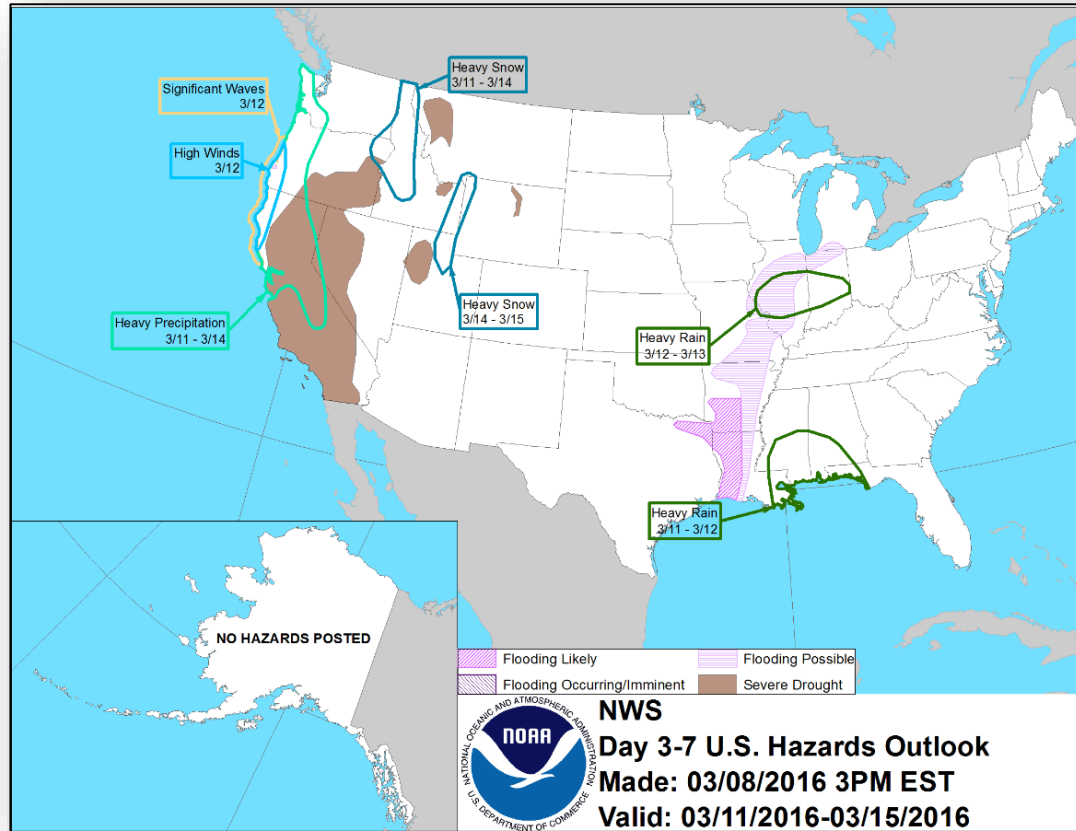
# Significant River Flood Outlook



# Convective Outlook

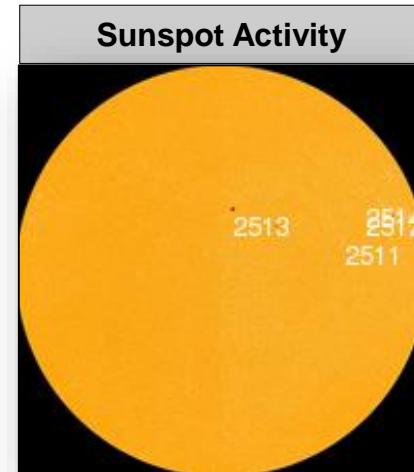



# Hazard Outlook March 11-15



# Space Weather

	Past 24 Hours	Current	Next 24 Hours
<b>Space Weather Activity</b>	<b>None</b>	<b>None</b>	<b>None</b>
Geomagnetic Storms	None	None	None
Solar Radiation Storms	None	None	None
Radio Blackouts	None	None	None

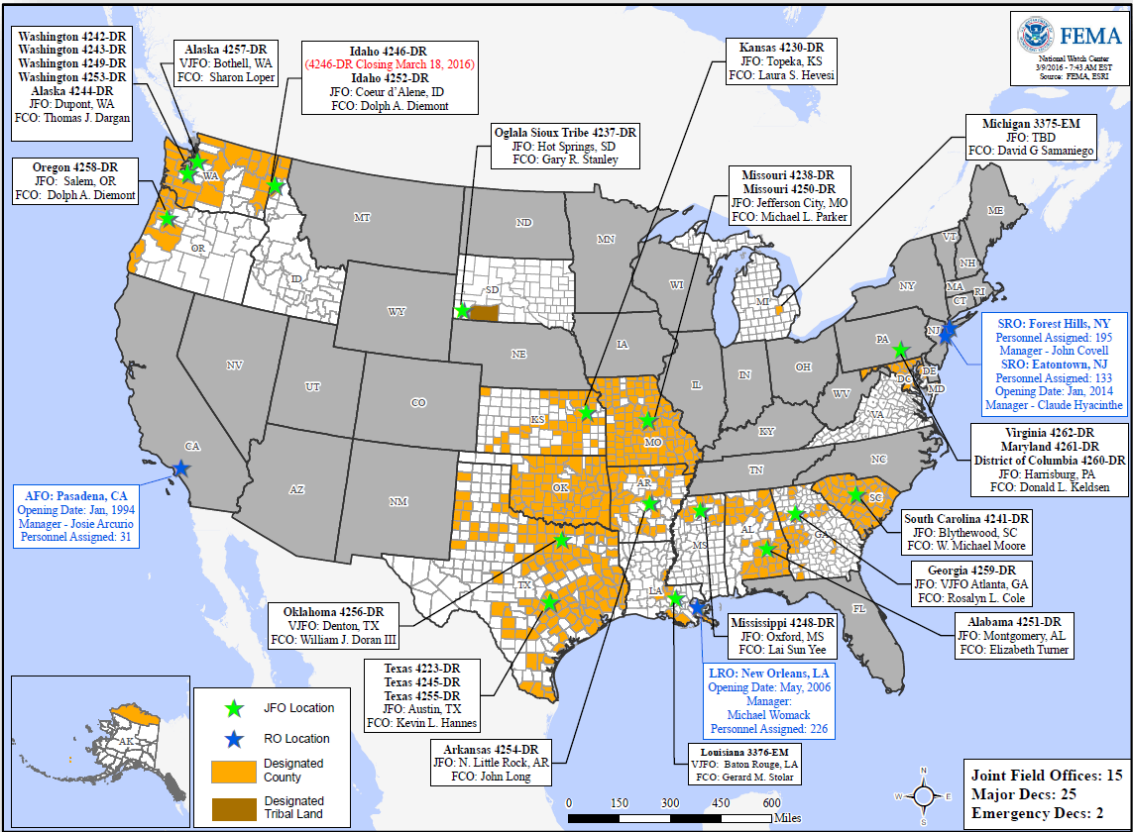


# Disaster Requests & Declarations



Declaration Requests in Process		Requests APPROVED (since last report)	Requests DENIED (since last report)
7	Date Requested	0	0
NJ – DR Severe Winter Storms, Snowstorm	February 11, 2016		
NM – DR Severe Winter Storm and Snowstorm	February 16, 2016		
DE – DR Severe Winter Storm and Flooding	February 18, 2016		
PA – DR Severe Winter Storm and Snowstorm	February 19, 2016		
IL – DR Severe Winter Storm and Flooding	February 26, 2016		
FL – EM Severe Storms, Tornadoes, and Straight-Line Winds	February 29, 2016		
LA – DR Flooding	March 2, 2016		

# Open Field Offices as of March 9, 2016



# Joint Preliminary Damage Assessments



Region	State / Location	Event	IA/PA	Number of Counties		Start – End
				Requested	Complete	
III	DE	Severe Winter Storm/Snowstorm January 22-23, 2016	PA	2	2	2/16-3/8
	WV	Severe Winter Storm/Snowstorm January 22-23, 2016	PA	33	0	2/17-TBD
	PA	Severe Winter Storm/Snowstorm January 22-23, 2016	PA	31	0	2/23-TBD
VI	LA	Severe Weather & Tornadoes February 15 -29, 2016	PA	3	0	3/8-TBD



# FEMA Readiness – Deployable Teams /Assets



Deployable Teams/Assets									
Resource	Status	Total	FMC Available		Partially Available	Not Available	Detailed, Deployed, Activated	Comments	Rating Criterion
FCO		32	14	44%	0	1	17		OFDC Readiness: FCO    Green    Yellow    Red Type 1    3+        2        1 Type 2    4+        3        2 Type 3    4         3        2 FDRC    3         2        1
FDRC		8	5	63%	0	0	3		
US&R		27	27	100%	0	0	0		<ul style="list-style-type: none"> <li>• Green = Available/FMC</li> <li>• Yellow = Available/PMC</li> <li>• Red = Out-of-Service</li> <li>• Blue = Assigned/Deployed</li> </ul>
National IMAT		3	3	100%	0	0	0		<ul style="list-style-type: none"> <li>• Green: 3 avail</li> <li>• Yellow: 1-2 avail</li> <li>• Red: 0 avail (<i>Individual N-IMAT red if 50% of Section Chiefs and/or Team Leader is unavailable for deployment.</i>)</li> </ul>
Regional IMAT		13	6	46%	0	0	8*	<p><b>Deployed:</b>                      RIII Deployed to PA (4260/4261) and AL (Training)                      RV (Team 1) Deployed to MI                      RVI (Team 1) Deployed to AR; (Team 2) Deployed to AL (Training)                      RVII Deployed to MO                      RIX (Team 2) Deployed to OR                      RX Deployed to WA</p> <p><b>*Deployed but Available to re-deploy:</b>                      RII (Deployed in place for Regional Relocation Taskforce)</p>	<ul style="list-style-type: none"> <li>• Green: 7 or more avail</li> <li>• Yellow: 4 - 6 teams available</li> <li>• Red: &gt; 8 teams deployed/unavailable</li> </ul> <p><i>R-IMAT also red if TL Ops/Log Chief is unavailable &amp; has no qualified replacement</i></p>
MERS Teams		18	18	100%	0	0	0	<p><b>Deployed:</b> None</p>	<ul style="list-style-type: none"> <li>• Green = &gt;66% available</li> <li>• Yellow = 33% to 66% available</li> <li>• Red = &lt;33% available</li> </ul>

# FEMA Readiness – National/Regional Teams



National/Regional Teams									
Resource	Status	Total	FMC Available		Partially Available	Not Available	Status	Comments	Rating Criterion
NWC		5	5	100%	0	0	Not Activated		<ul style="list-style-type: none"> <li>• Green = FMC</li> <li>• Yellow = PMC</li> <li>• Red = NMC</li> </ul>
NRCC		2	344	89%	0	44	Not Activated		
HLT		1	N/A	N/A	0	0	Not Activated		
DEST							Not Activated		
RRCCs		10	10	100%	0	0	Not Activated		
RWCs/MOCs		10	10	100%	0	0	Not Activated	Region VI activated to Enhanced Watch	



# FEMA

**FEMA's mission is to support our citizens and first responders to ensure that as a nation we work together to build, sustain, and improve our capability to prepare for, protect against, respond to, recover from, and mitigate all hazards.**