

The Disaster Center is dedicated to the idea that disaster mitigation is cost effective and individuals pursuing their own interest are the greatest potential force for disaster reduction.

Please consider making a small donation to the Disaster Center



When disaster mitigation is cost effective, we are on the road to bringing disasters to an end.



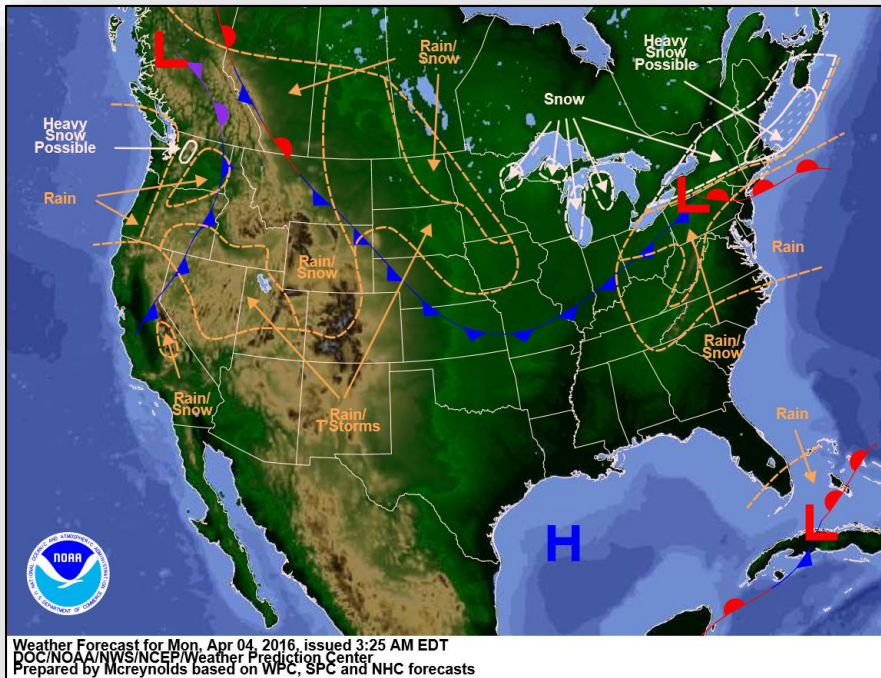
# FEMA

## Daily Operations Briefing

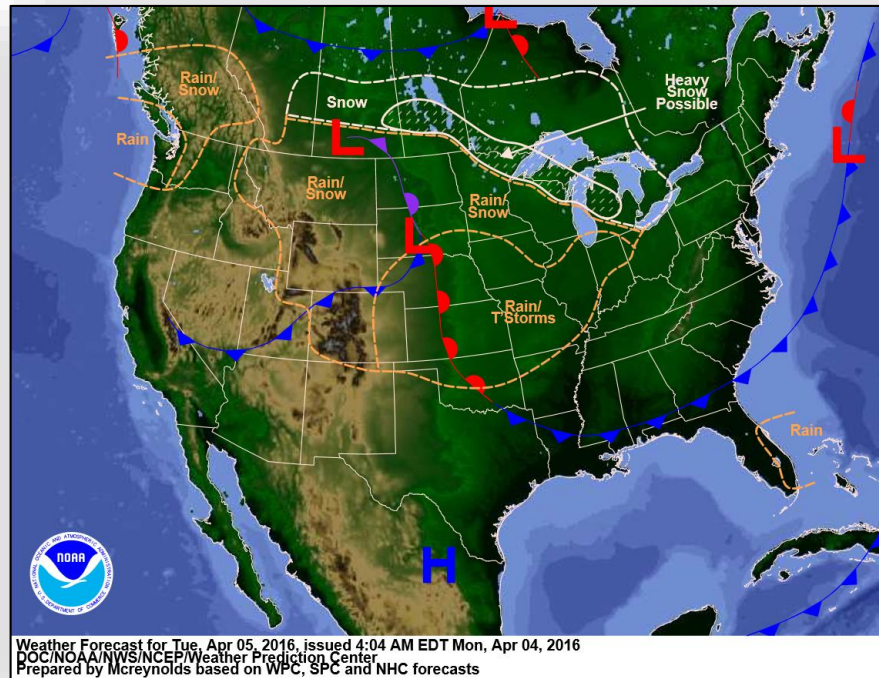
Monday, April 4, 2016

8:30 a.m. EDT

# National Weather Forecast



*Today*

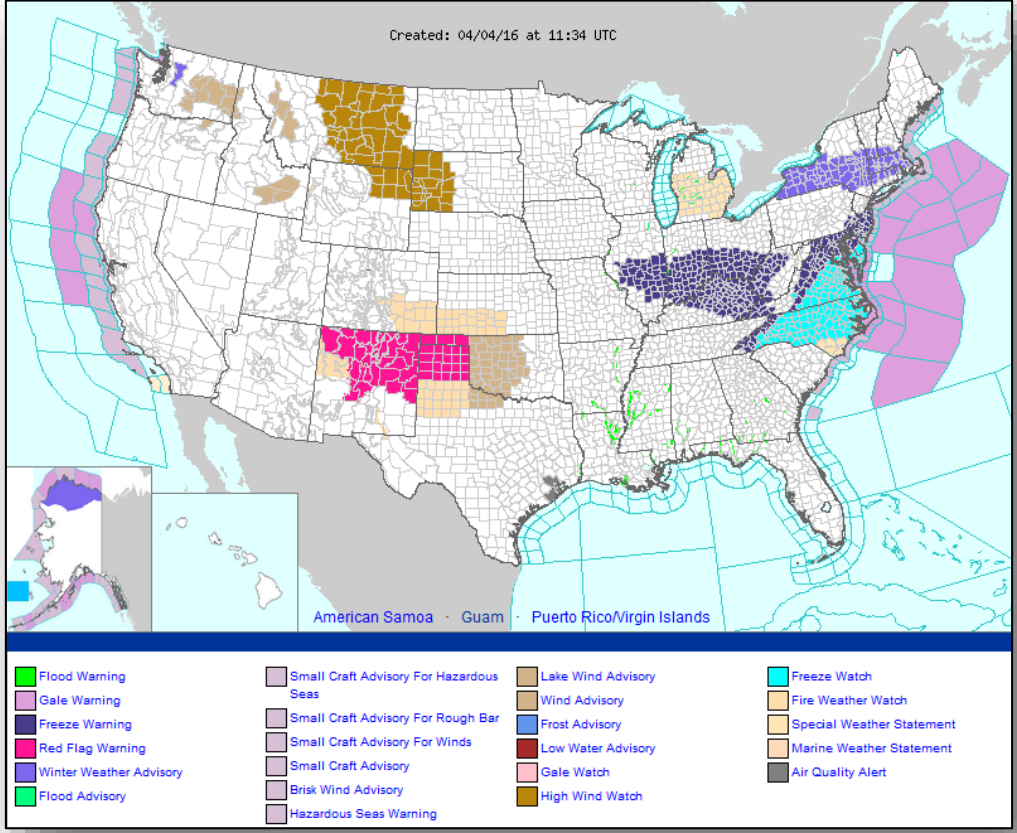


*Tomorrow*

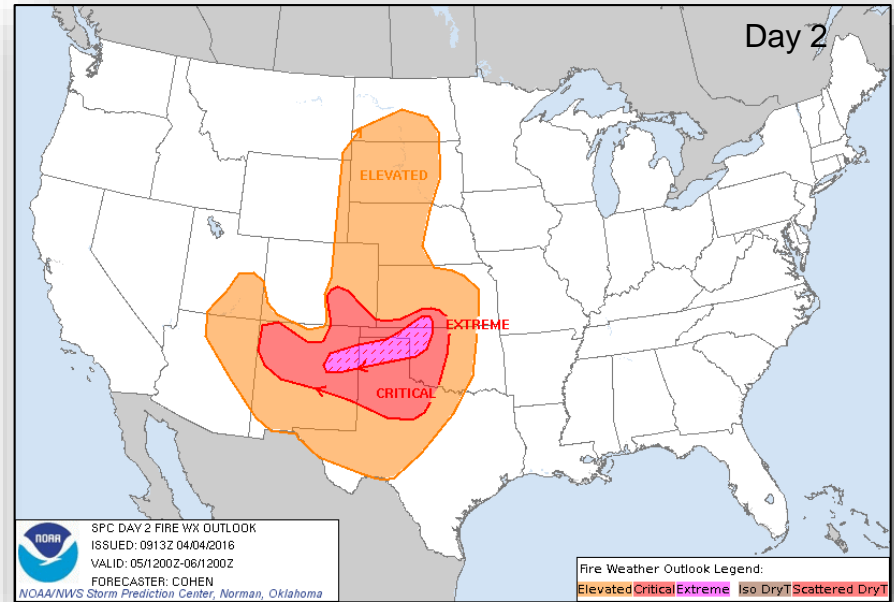
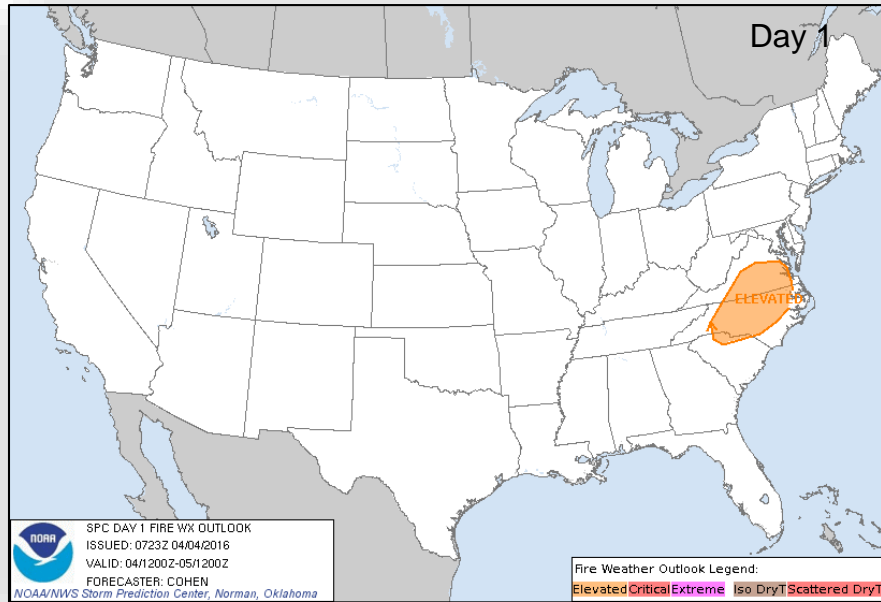
# Active Watches/Warnings



FEMA



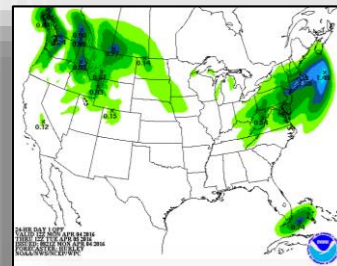
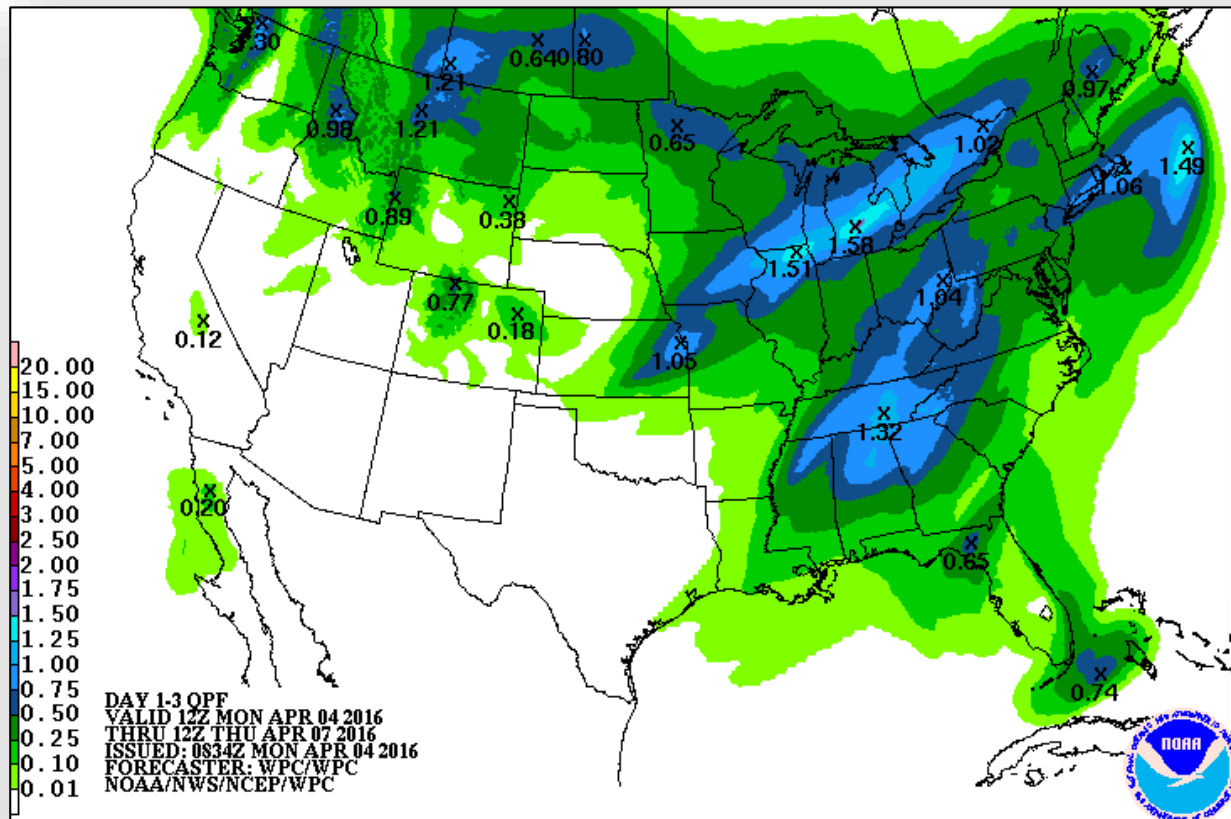
# Fire Weather Outlook



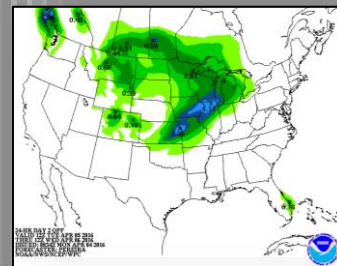
# Precipitation Forecast, 1-3 Day



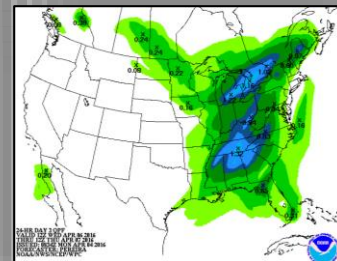
FEMA



Day 1



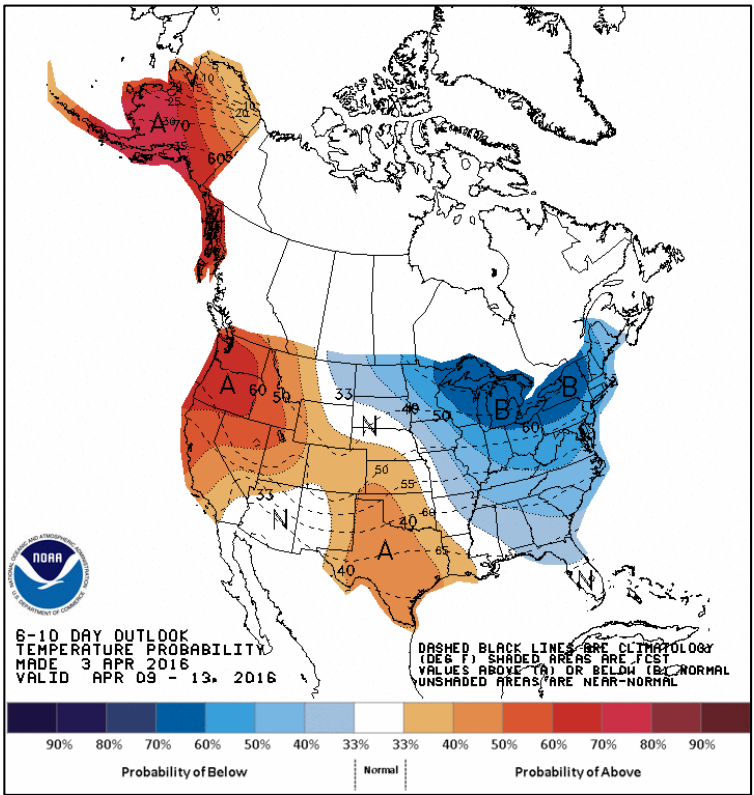
Day 2



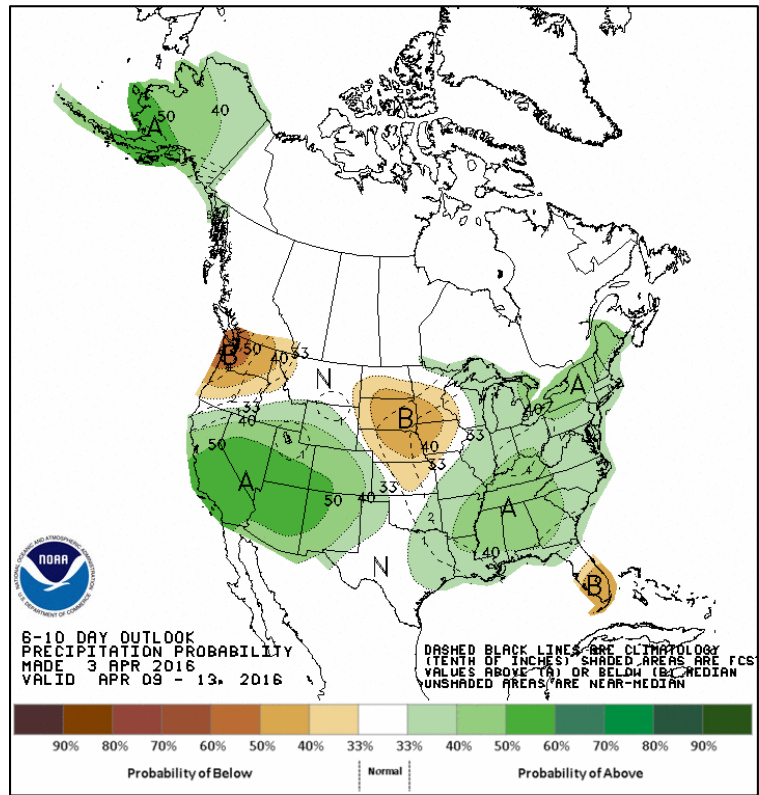
Day 3



# 6-10 Day Outlooks



*Temperature Probability*



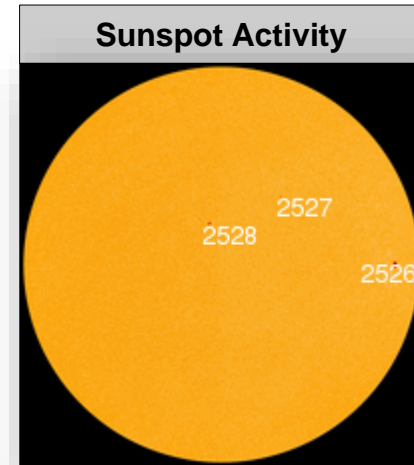

*Precipitation Probability*

# Space Weather



FEMA

	Past 24 Hours	Current	Next 24 Hours
<b>Space Weather Activity</b>	<b>None</b>	<b>None</b>	<b>None</b>
Geomagnetic Storms	None	None	None
Solar Radiation Storms	None	None	None
Radio Blackouts	None	None	None





# Disaster Requests & Declarations



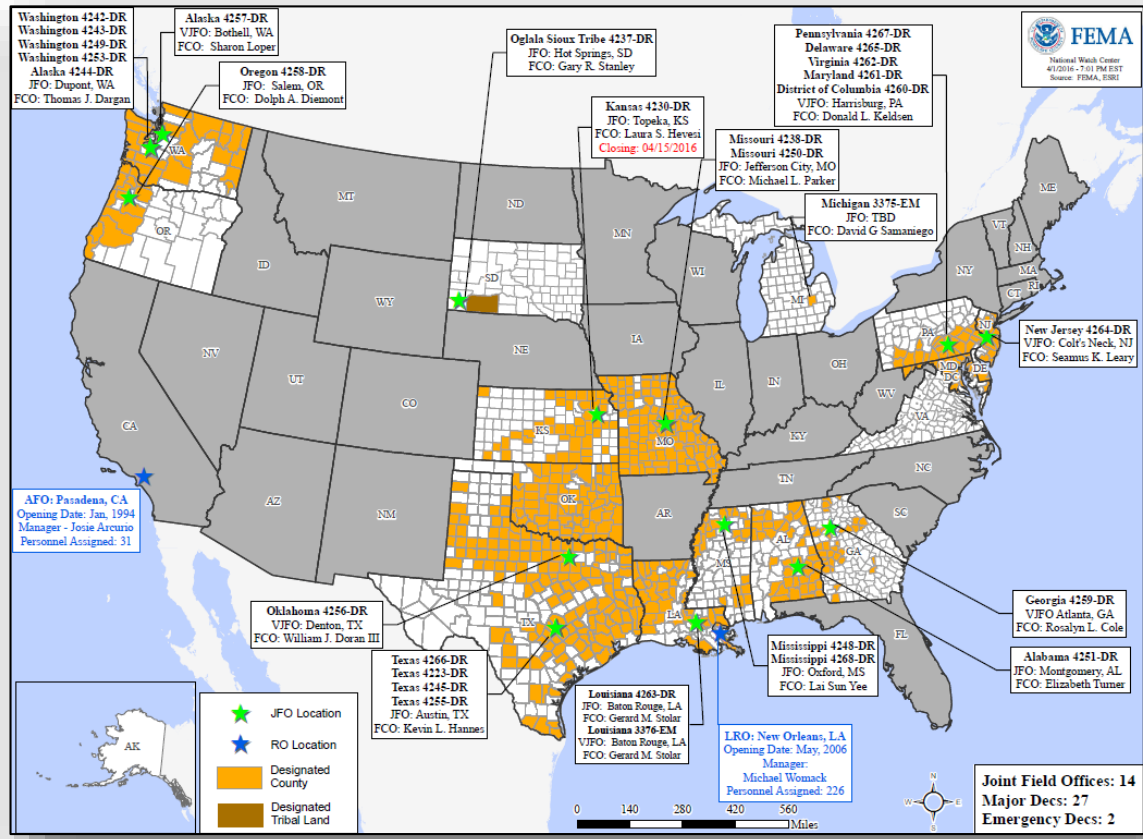
Declaration Requests in Process		Requests APPROVED (since last report)	Requests DENIED (since last report)
1	Date Requested	0	1
LA – DR Flooding	March 2, 2016		
VA – DR Severe Storms & Tornadoes	March 25, 2016		Denied April 1, 2016

# Disaster Amendments



Amendment	Effective Date	Action
Amendment No. 1 to FEMA-4260-DR-DC	April 1, 2016	Adds Public Assistance (Categories A and C-G)

# Open Field Offices as of April 4, 2016



# Joint Preliminary Damage Assessments



Region	State / Location	Event	IA/PA	Number of Counties		Start – End
				Requested	Complete	
V	IL	Severe Storms & Flooding December 23, 2015 – January 13, 2016	PA	8	0	4/4 – TBD
VI	AR	Severe Storms, Tornadoes & Flooding March 8, 2016 – continuing	IA	10	10	3/23 – 3/30
			PA	13	13	3/28 – 3/31
	LA	Spring Flooding March 8, 2016 – continuing	IA	10	9	3/23 – TBD
	TX	Severe Storms, Tornadoes & Flooding March 8, 2016 – continuing	IA	12	10	3/21 – TBD
	OK	Tornado & Severe Storms March 30, 2016	IA	2	0	TBD

# FEMA Readiness – Deployable Teams/Assets



Deployable Teams/Assets									
Resource	Status	Total	FMC Available		Partially Available	Not Available	Detailed, Deployed, Activated	Comments	Rating Criterion
FCO	Yellow	32	11	34%	0	1	20		OFDC Readiness: FCO    Green    Yellow    Red Type 1    3+        2        1 Type 2    4+        3        2 Type 3    4         3        2 FDRC    3        2        1
FDRC	Green	8	6	75%	0	0	2		
US&R	Green	27	27	100%	0	0	0		<ul style="list-style-type: none"> <li>• Green = Available/FMC</li> <li>• Yellow = Available/PMC</li> <li>• Red = Out-of-Service</li> <li>• Blue = Assigned/Deployed</li> </ul>
National IMAT	Yellow	3	2	67%	0	0	1	National IMAT West deployed to LA (4263-LA)	<ul style="list-style-type: none"> <li>• Green: 3 avail</li> <li>• Yellow: 1-2 avail</li> <li>• Red: 0 avail (<i>Individual N-IMAT red if 50% of Section Chiefs and/or Team Leader is unavailable for deployment.</i>)</li> </ul>
Regional IMAT	Red	13	3	23%	0	0	10	<u>Deployed:</u> RI to LA (4263-LA) RII to TX (4266-TX) RIII to PA (4260-DC; 4261-MD; 4262-VA; 4265-DE; 4267-PA) RIV Team 2 to MS (4248-DR) RV to MI (3375-MI) RVI Team 1 to TX (4266-TX); Team 2 to LA (4263-LA) RVII to MO (4238/4250-MO) RVIII to LA (4263-LA) RIX Team 2 to OR (4258-OR)	<ul style="list-style-type: none"> <li>• Green: 7 or more avail</li> <li>• Yellow: 4 - 6 teams available</li> <li>• Red: &gt; 8 teams deployed/unavailable</li> </ul> R-IMAT also red if TL Ops/Log Chief is unavailable & has no qualified replacement
MERS Teams	Yellow	18	8	44%	0	0	10	<u>Deployed:</u> Denton: 3 teams to LA, 1 team to TX Denver: 3 teams to TX Thomasville: 2 teams to MS Bothell: 1 team to HI	<ul style="list-style-type: none"> <li>• Green = &gt;66% available</li> <li>• Yellow = 33% to 66% available</li> <li>• Red = &lt;33% available</li> </ul>

# FEMA Readiness – National/Regional Teams



National/Regional Teams									
Resource	Status	Total	FMC Available		Partially Available	Not Available	Status	Comments	Rating Criterion
NWC		5	5	100%	0	0	Not Activated		<ul style="list-style-type: none"> <li>• Green = FMC</li> <li>• Yellow = PMC</li> <li>• Red = NMC</li> </ul>
NRCC		2	344	89%	0	44	Not Activated		
HLT		1	N/A	N/A	0	0	Not Activated		
DEST							Not Activated		
RRCCs		10	10	100%	0	0	Not Activated		
RWCs/MOCs		10	10	100%	0	0	Not Activated		





# FEMA

**FEMA's mission is to support our citizens and first responders to ensure that as a nation we work together to build, sustain, and improve our capability to prepare for, protect against, respond to, recover from, and mitigate all hazards.**