

The Disaster Center is dedicated to the idea that disaster mitigation is cost effective and individuals pursuing their own interest are the greatest potential force for disaster reduction.

Please consider making a small donation to the Disaster Center



When disaster mitigation is cost effective, we are on the road to bringing disasters to an end.



FEMA

Daily Operations Briefing

Sunday, April 5, 2015

8:30 a.m. EDT

Significant Activity: April 4 – 5



Significant Events: No significant activity

Significant Weather:

- Snow – Northern tier from Northern Intermountain to Northeast
- Rain/snow – northern California to High Plains & Great Lakes to New England
- Rain/thunderstorms – Southern Plains to Ohio Valley & Southeast
- Critical/Elevated Fire Weather – CA, NV, UT, AZ, NM, CO, TX & OK
- Red Flag Warnings – CA, CO & WY
- Space Weather: Past 24 hours/next 24 hours – No space weather storms observed or predicted

Tropical Activity: Western Pacific: Tropical Storm 05W (FINAL)

Declaration Activity: No activity

FEMA Readiness: No significant change

Western Pacific – Tropical Storm 05W (FINAL)



As of 5:00 a.m. EDT (Advisory 10)

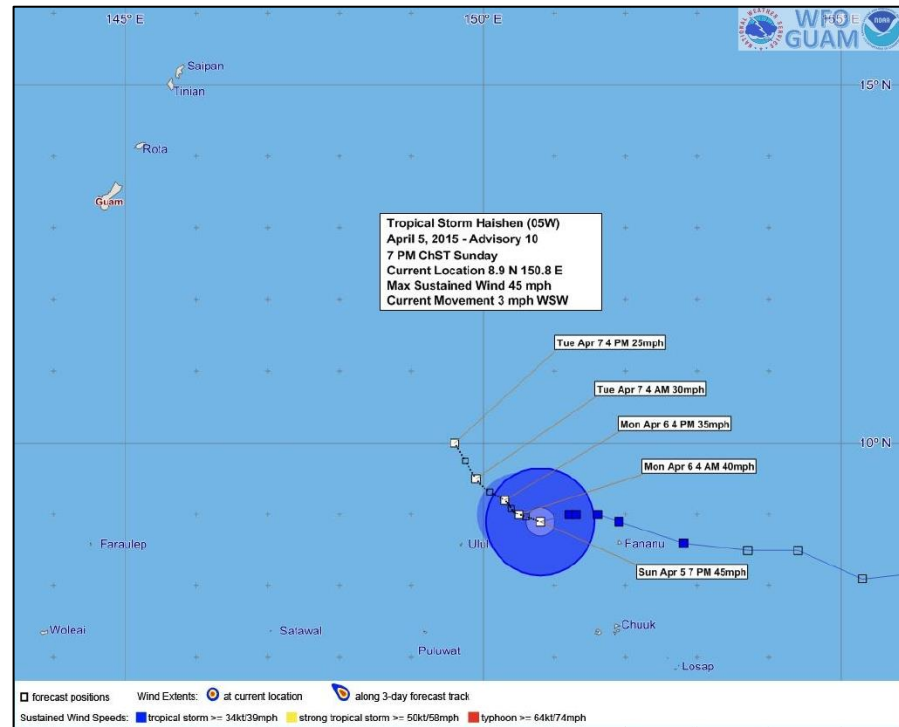
- Located 120 miles NW of Chuuk; 515 miles SE of Guam
- Moving WSW at 4 mph
- Maximum sustained winds 45 mph
- Expected to gradually turn W tonight and NW Monday
- Appears to be weakening rapidly
- No significant impacts reported

Territorial Response

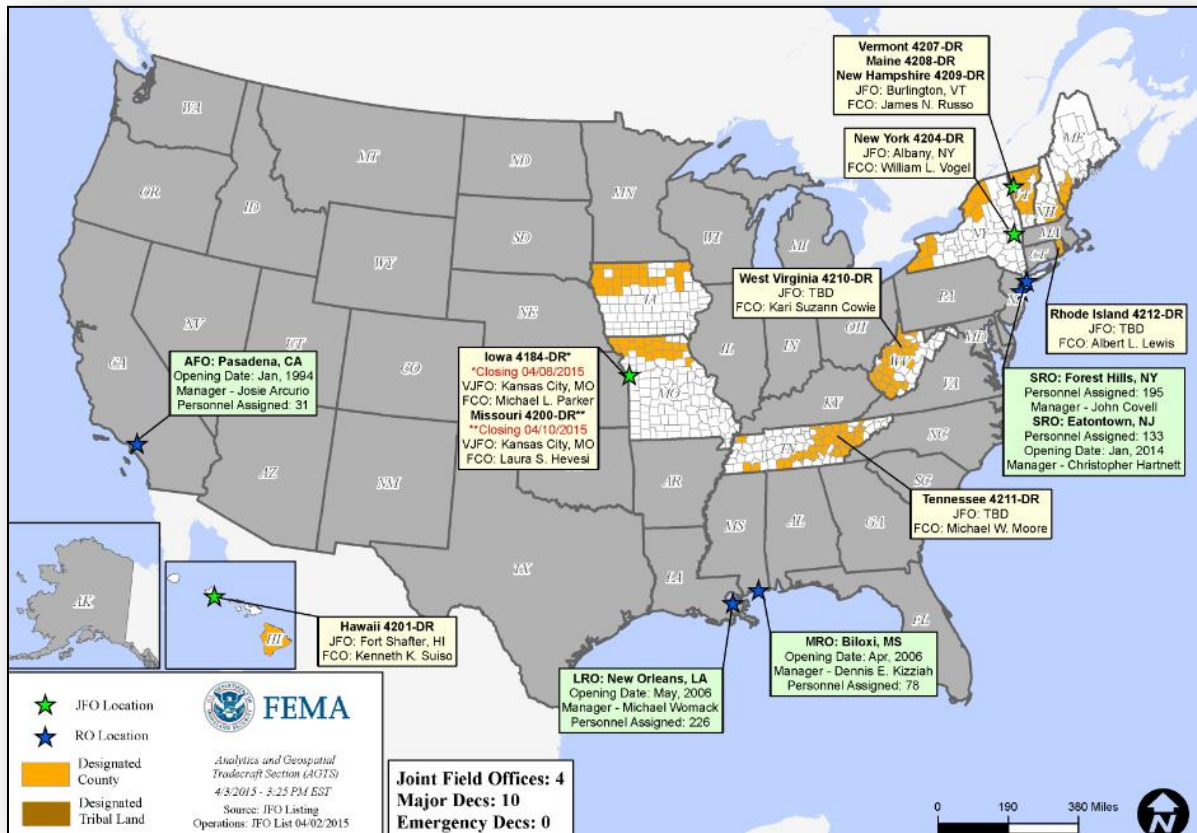
- Guam & CNMI EOCs at Normal Operations

Federal Response

- Region IX continues to monitor
- No requests for FEMA assistance



Open Field Offices as of April 5



Disaster Requests & Declarations



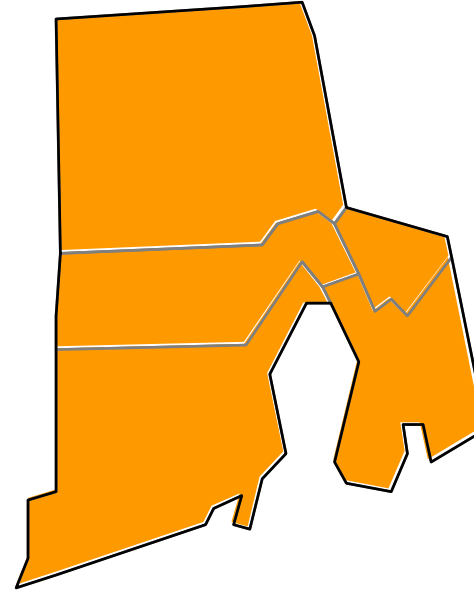
Declaration Requests in Process		Requests APPROVED (since last report)	Requests DENIED (since last report)
2	Date Requested	1	1
RI – DR Severe Winter Storm and Snowstorm	March 25, 2015	Approved April 3, 2015	
MA – DR Severe Winter Storm and Snowstorm	March 27, 2015		
CT – DR Severe Winter Storm and Snowstorm	March 27, 2015		
OK – DR Severe Storms, Tornadoes, Straight-line Winds and Flooding	April 1, 2015		Denied April 3, 2015

Major Disaster Declaration – Rhode Island



FEMA-4212-DR-RI

- Major Disaster Declaration approved for Rhode Island on April 3, 2015
- For Severe Winter Storm & Snowstorm that occurred January 26-28, 2015
- Provides:
 - Public Assistance for 5 counties
 - Snow assistance for 48 hours for 5 counties
 - Hazard Mitigation statewide
- FCO is Albert L. Lewis



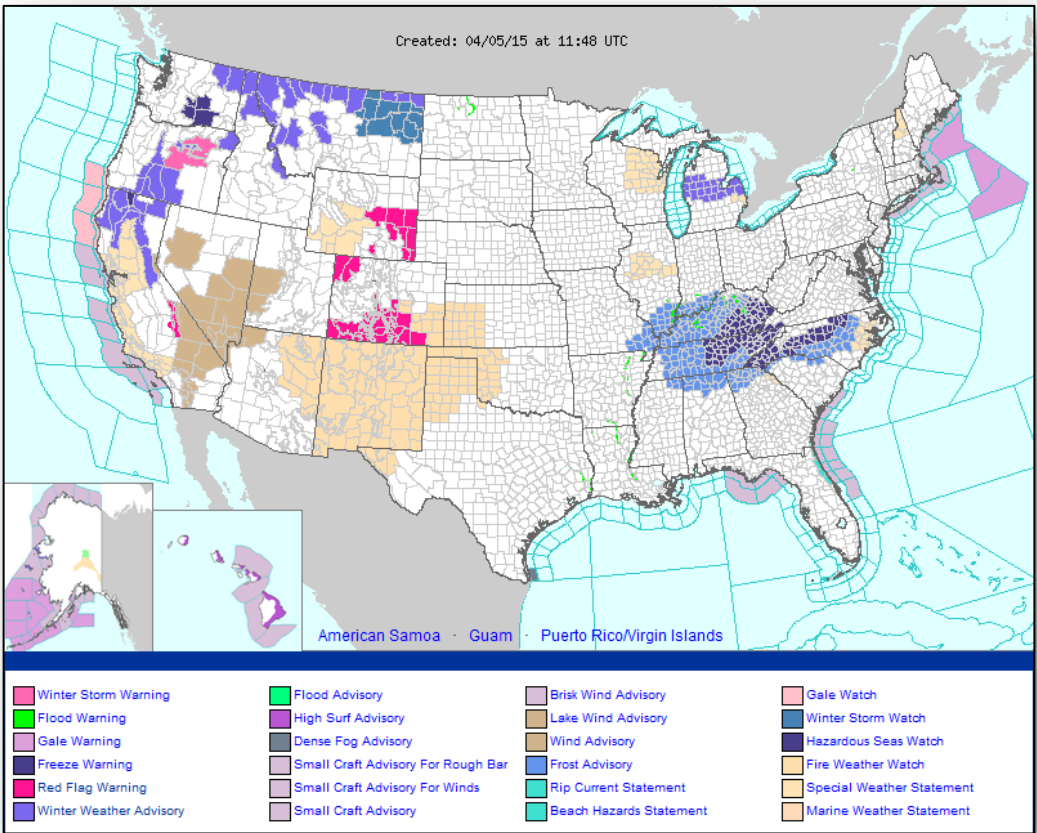
■ Approved Counties

Joint Preliminary Damage Assessments

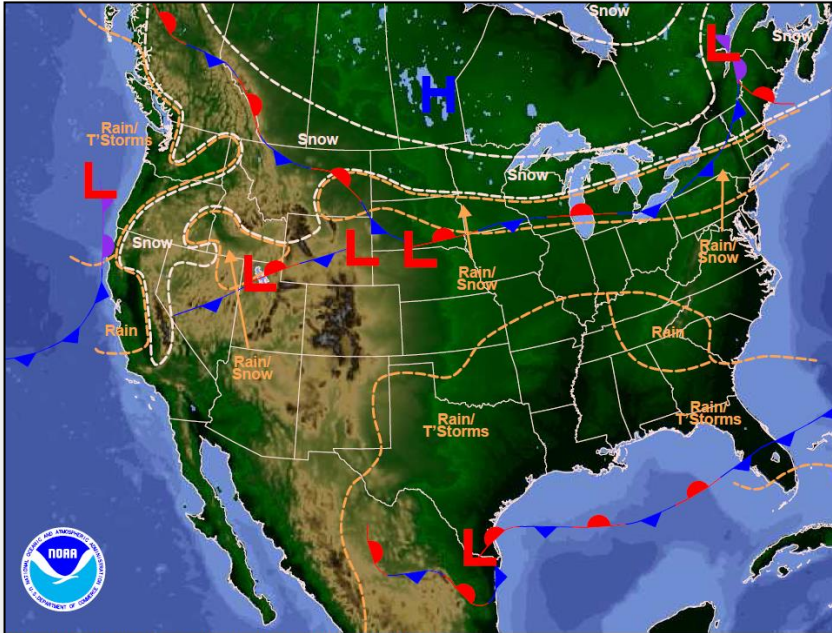


Region	State / Location	Event	IA/PA	Number of Counties		Start – End
				Requested	Complete	
IV	KY	Severe Winter Weather: Snow & Arctic Air February 15-26, 2015	PA	51	35 (+4)	3/30 – TBD
		Severe Winter Weather: Snow, Sleet & Rain March 4-6, 2015	PA	52	31 (+5)	3/30 – TBD
IX	Federated States of Micronesia (Yap & Chuuk)	Typhoon Maysak	IA	2	0	4/6 - TBD
			PA	2	0	4/6 - TBD

Active Watches/Warnings

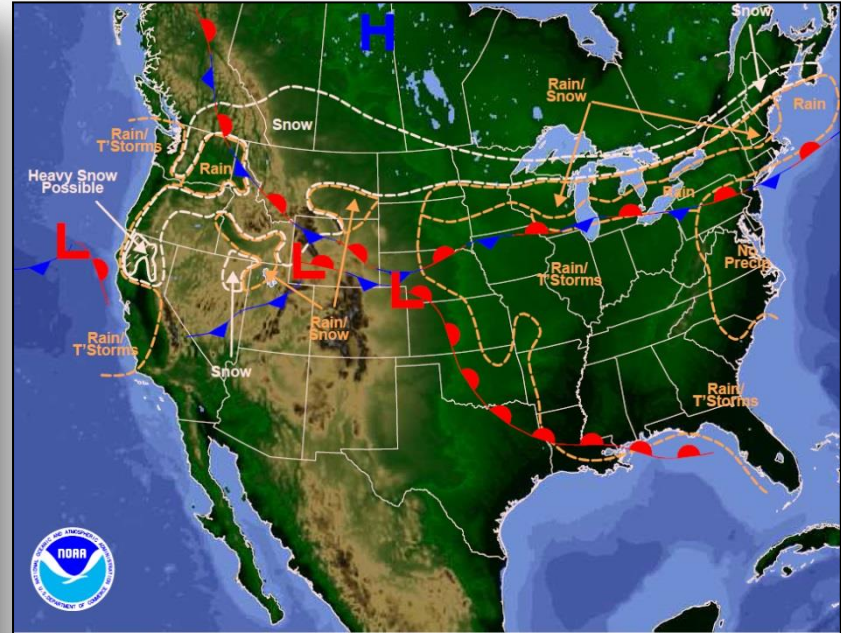


National Weather Forecast



Weather Forecast for Sun, Apr 05, 2015, issued 4:45 AM EDT
DOC/NOAA/NWS/NCEP/Weather Prediction Center
Prepared by Fanning based on WPC, SPC and NHC forecasts

Today



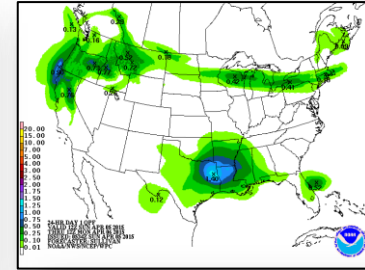
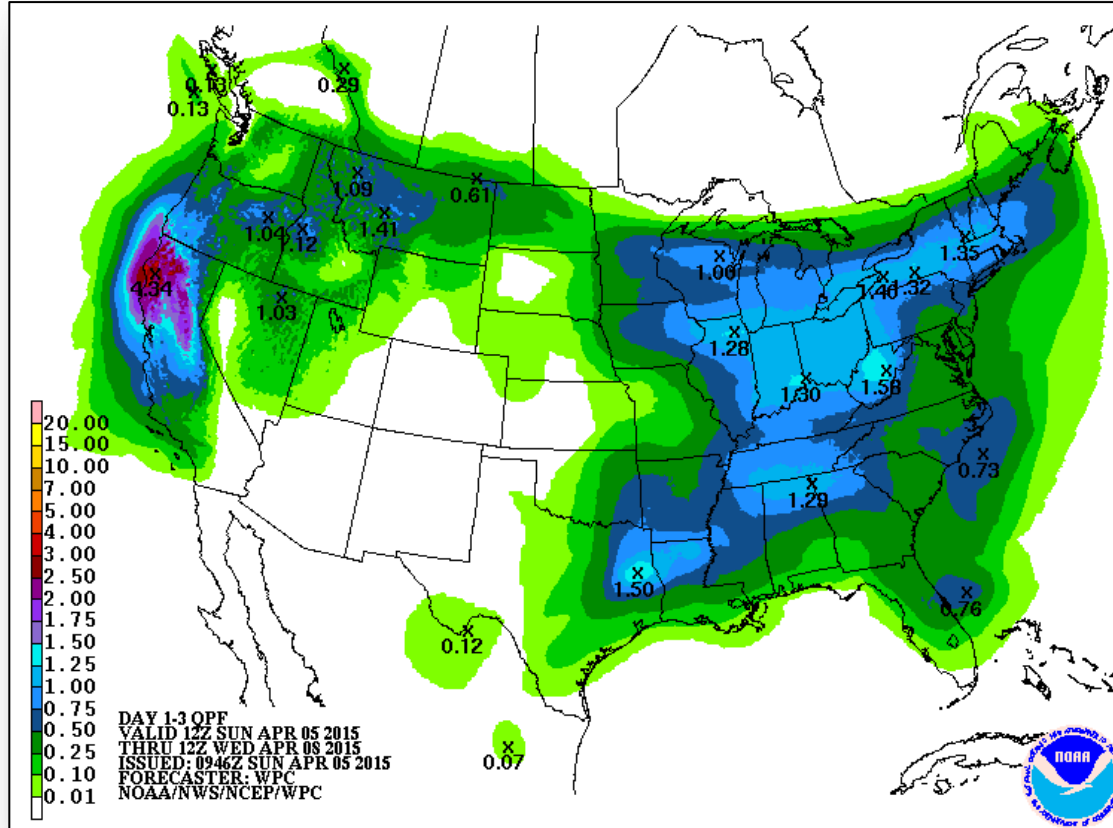
Weather Forecast for Mon, Apr 06, 2015, issued 4:49 AM EDT Sun, Apr 05, 2015
DOC/NOAA/NWS/NCEP/Weather Prediction Center
Prepared by Fanning based on WPC, SPC and NHC forecasts

Tomorrow

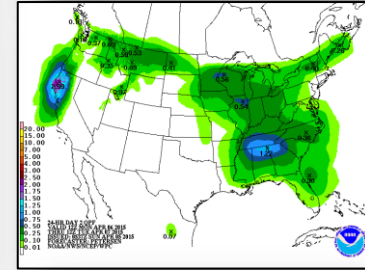
Precipitation Forecast 1 – 3 Day



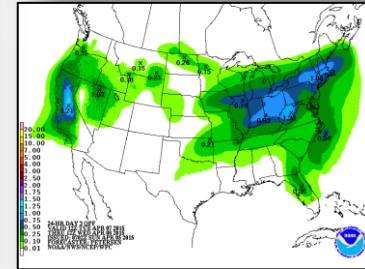
FEMA



Day 1



Day 2

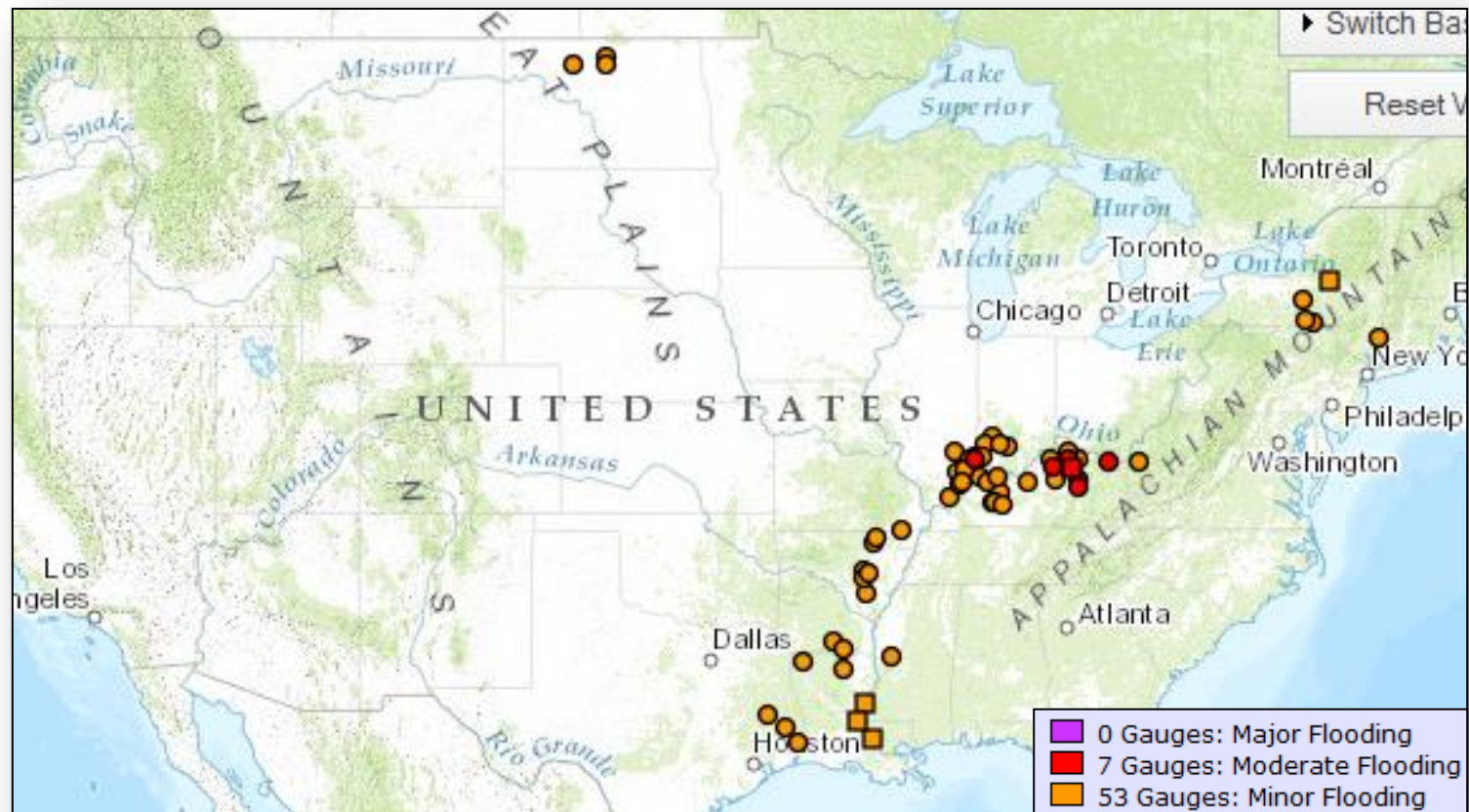


Day 3

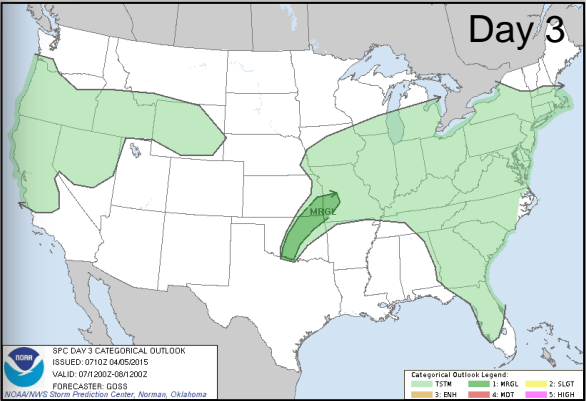
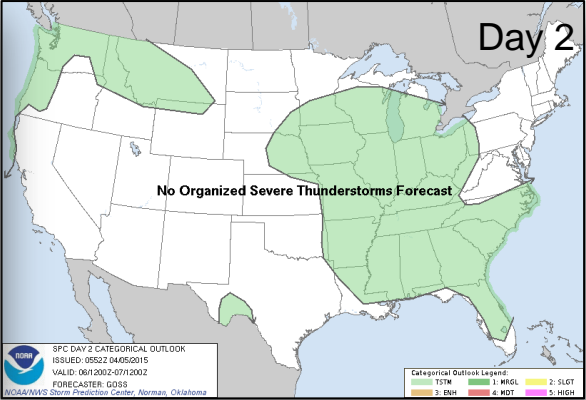
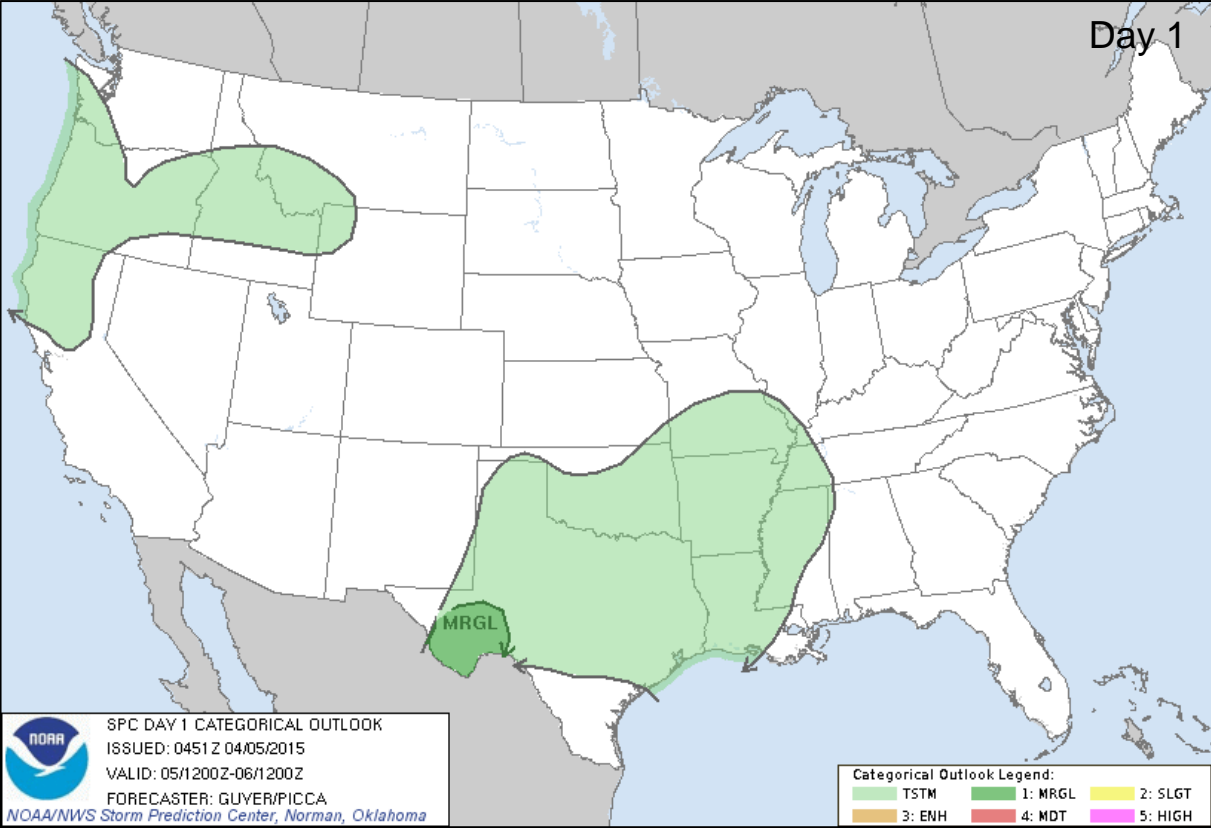
River Forecast



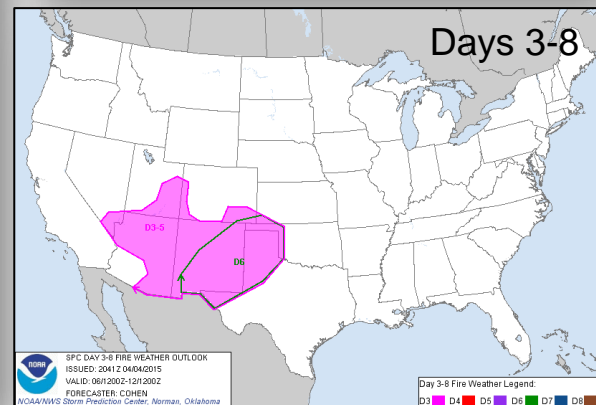
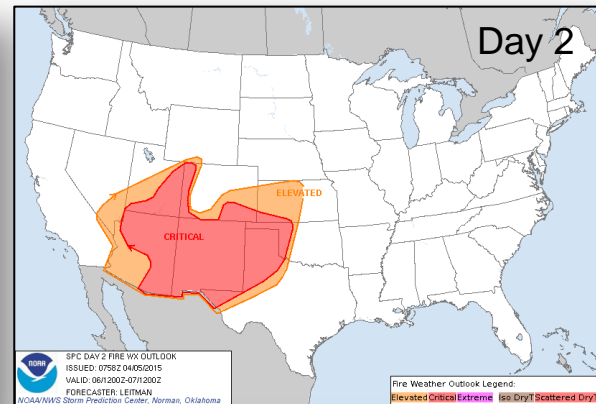
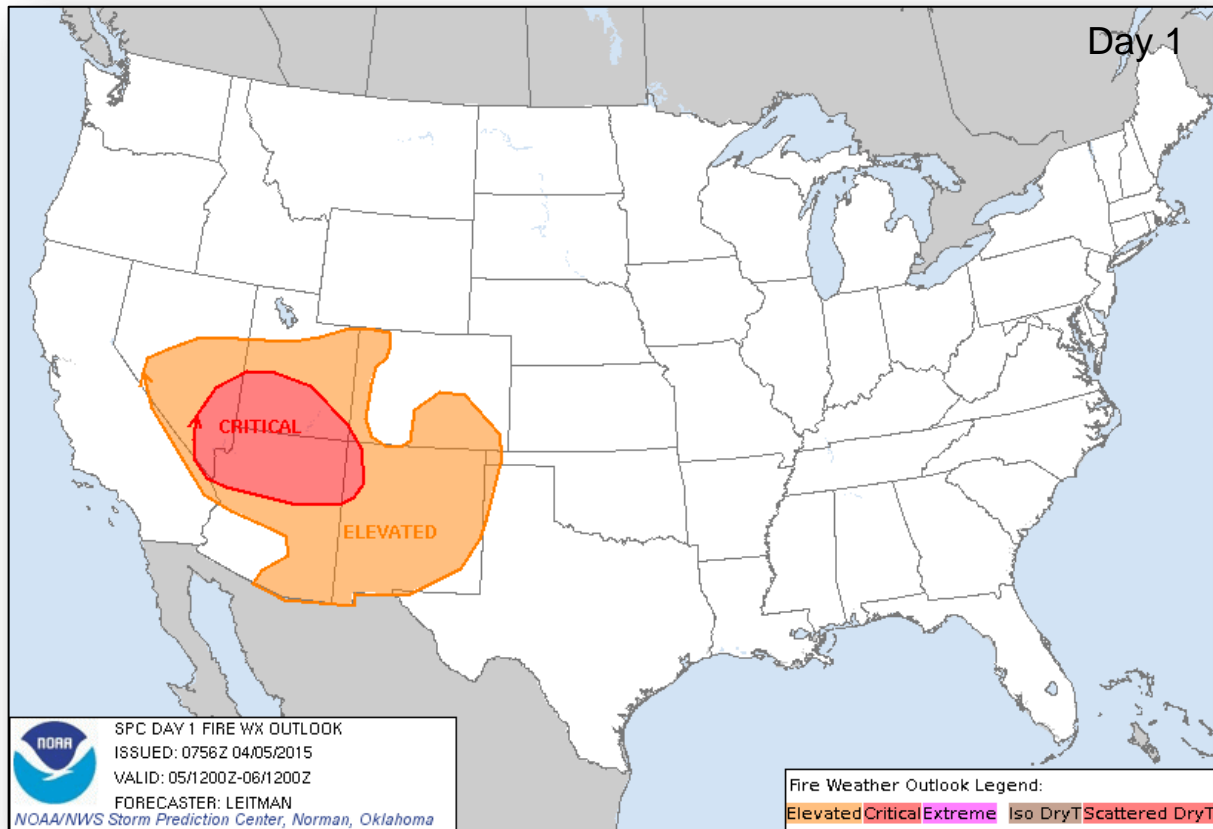
FEMA



Convective Outlook, Days 1 – 3

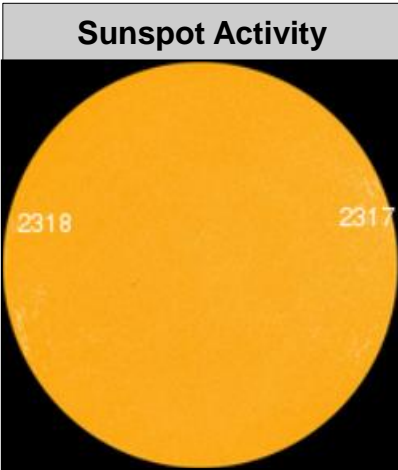



Fire Weather Outlook, Days 1 – 8



Space Weather

NOAA Scales Activity (Range: 1/minor to 5/extreme)	Past 24 Hours	Current	Next 24 Hours
Space Weather Activity:	None	None	None
• Geomagnetic Storms	None	None	None
• Solar Radiation Storms	None	None	None
• Radio Blackouts	None	None	None



FEMA Readiness – Deployable Teams /Assets



Deployable Teams/Assets									
Resource	Status	Total	FMC Available		Partially Available	Not Available	Detailed, Deployed, Activated	Comments	Rating Criterion
FCO		37	15	46%	0	1	21		OFDC Readiness: FCO Green Yellow Red Type 1 3+ 2 1 Type 2 4+ 3 2 Type 3 4 3 2
FDRC		9	9	100%	0	0	0		FDRC 3 2 1
US&R		28	27	96%	0	1	0	NM-TF1 (Red – Personnel shortages)	<ul style="list-style-type: none">• Green = Available/FMC• Yellow = Available/PMC• Red = Out-of-Service• Blue = Assigned/Deployed
National IMAT		3	2	66%	0	0	1	IMAT East 2 – Deployed to GA	<ul style="list-style-type: none">• Green: 3 avail• Yellow: 1-2 avail• Red: 0 avail (<i>Individual N-IMAT red if 50% of Section Chiefs and/or Team Leader is unavailable for deployment.</i>)
Regional IMAT		13	9	69%	0	3	1	Region III – Deployed to WV <u>Not Mission Capable (NMC):</u> <ul style="list-style-type: none">• Regions IV-3, VI-3 & IX-1	<ul style="list-style-type: none">• Green: 7 or more avail• Yellow: 4 - 6 teams available• Red: > 8 teams deployed/unavailable <i>R-IMAT also red if TL Ops/Log Chief is unavailable & has no qualified replacement</i>
MCOV		60	56	93%	0	4	0		<ul style="list-style-type: none">• Green = 80 – 100% avail• Yellow = 60 – 79% avail• Red = 59% or below avail• Readiness remains 95%

FEMA Readiness – National/Regional Teams



National/Regional Teams									
Resource	Status	Total	FMC Available		Partially Available	Not Available	Deployed/ Activated	Comments	Rating Criterion
NWC		5	5	100%	0	0	Not Activated		• Green = FMC • Yellow = PMC • Red = NMC
NRCC		2	344	89%	0	44	Not Activated		
HLT		1	N/A	N/A	0	0	Not Activated		
DEST							Not Activated		
RRCCs		10	10	100%	0	0	Not Activated		
RWCs/MOCs		10	10	100%	0	0	Not Activated		



FEMA

FEMA's mission is to support our citizens and first responders to ensure that as a nation we work together to build, sustain, and improve our capability to prepare for, protect against, respond to, recover from, and mitigate all hazards.