

The Disaster Center is dedicated to the idea that disaster mitigation is cost effective and individuals pursuing their own interest are the greatest potential force for disaster reduction.

Please consider making a small donation to the Disaster Center



When disaster mitigation is cost effective, we are on the road to bringing disasters to an end.



FEMA

Daily Operations Briefing

Tuesday, April 5, 2016

8:30 a.m. EDT

Significant Activity: April 4-5



Significant Events: None

Significant Weather:

- Heavy snow – Upper Mississippi Valley and Great Lakes
- Rain and snow – Northern Intermountain, Northern/Central Rockies to Great Lakes
- Rain and thunderstorms – Northern/Central/Southern Plains to Great Lakes
- Extreme/Critical/Elevated Fire Weather – Southwest to Northern/Central/Southern Plains and Carolinas
- Red Flag Warnings – ND, SD, NE, OK, TX, NM & CO
- Space weather – No space weather storms were observed for the past 24 hours; no space weather storms are predicted for the next 24 hours

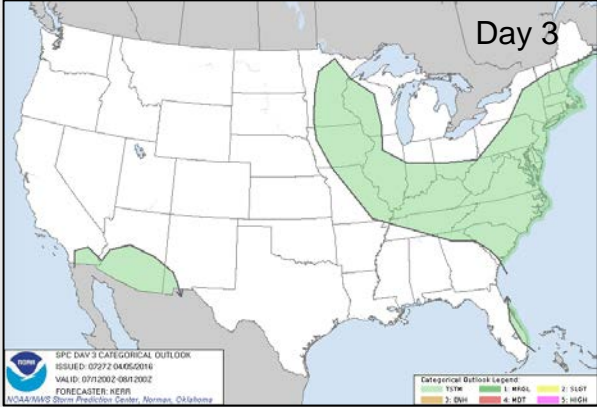
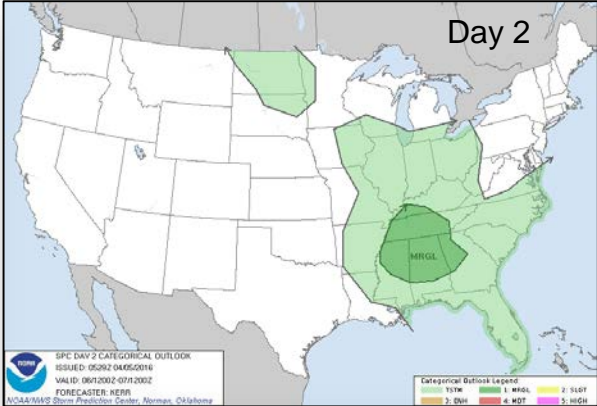
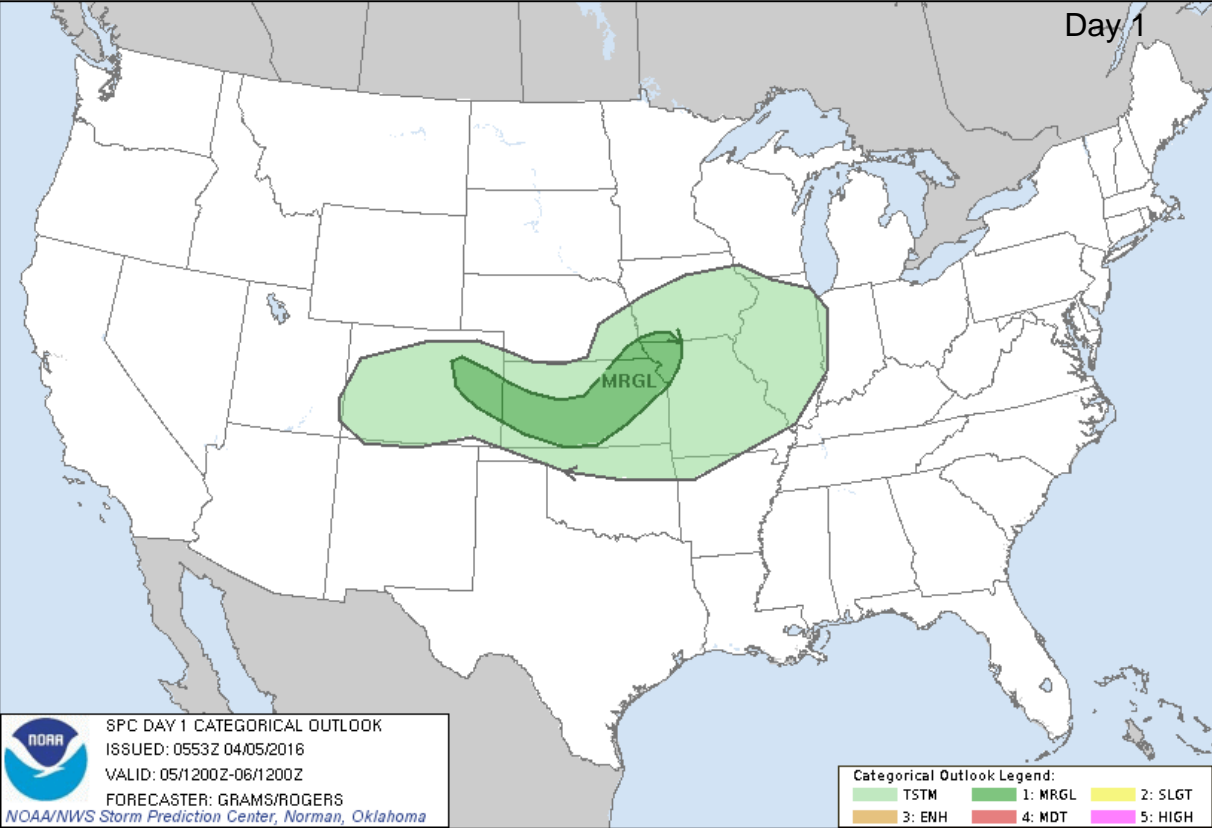
Tropical Activity: No activity affecting U.S. territories

Earthquake Activity: None

Declaration Activity:

- Request for U.S. Presidential Disaster Declaration - Republic of Marshall Islands
- Amendment No. 4 to FEMA-4263-DR-LA
- Amendment No. 3 to FEMA-4266-DR-TX

Convective Outlook Days 1-3



2016 Severe Storm Season

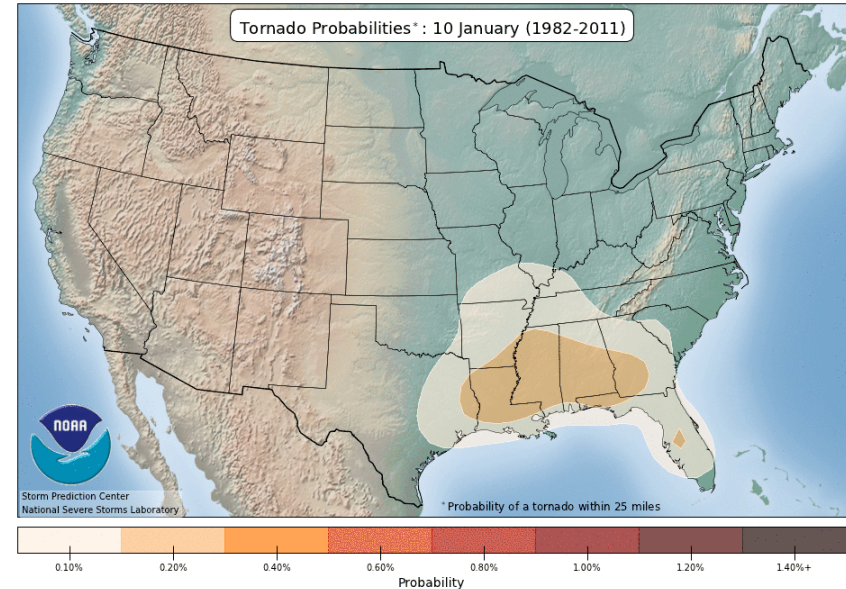


- Despite notable tornadoes in the Southeast U.S. and Mid Atlantic, preliminary number of tornadoes, thus far, is near normal for early April
- Climatology and recent data suggest an increase in severe thunderstorm activity, beginning next week
- April through June is peak U.S. tornado frequency, but tornadoes can occur anytime of the year

Tornado Predictability Challenges



- Efforts underway to extend time frame for accurate tornado prediction
- Current limit: ~8 days
- Limitations: specific alignment of key ingredients - wind shear, instability, and focusing mechanism



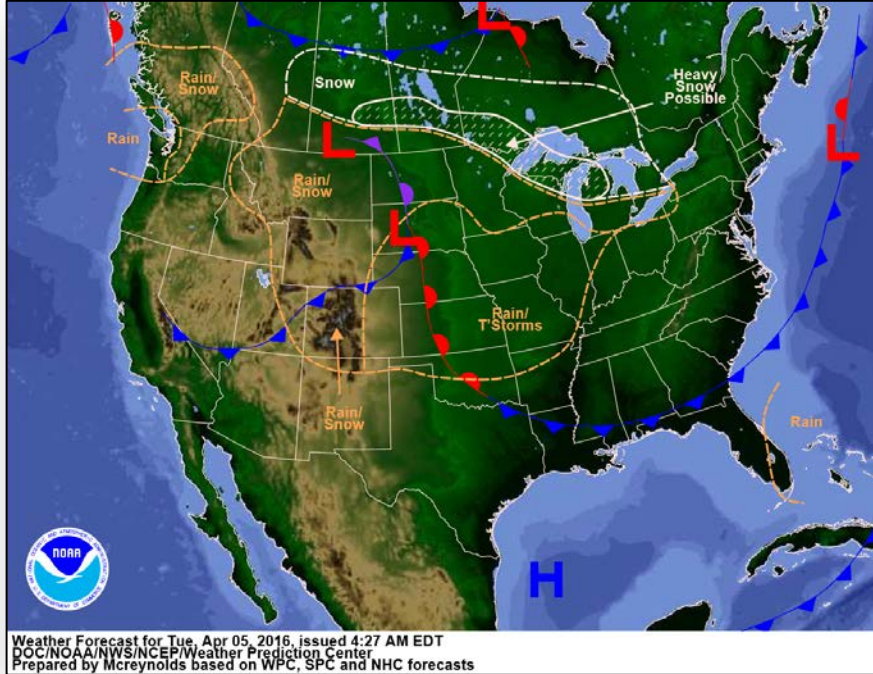
Link: <http://www.spc.noaa.gov/new/SVRclimo/climo.php?parm=anySvr>

Tornado Predictability Challenges

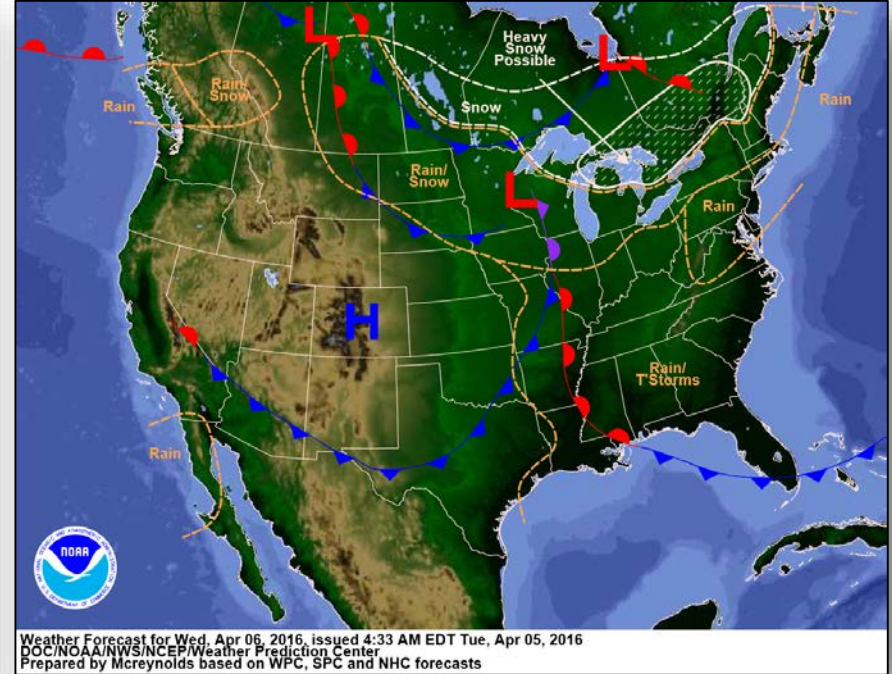


- Tornado seasonal prediction techniques are under development and show promise, but are in the early stages
- Communication of seasonal prediction information also a challenge
 - **Benefit:** Focus attention on the need to prepare as active periods approach
 - **Concern:** Damaging events can still occur during “below normal” seasons

National Weather Forecast



Today

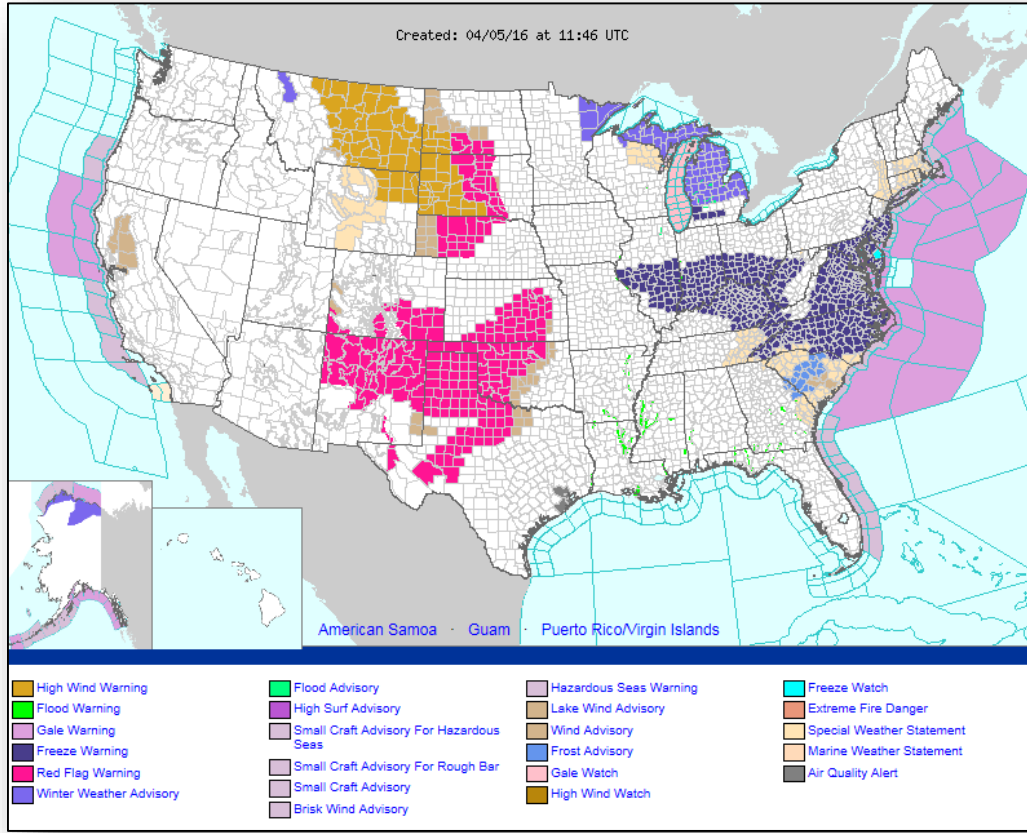


Tomorrow

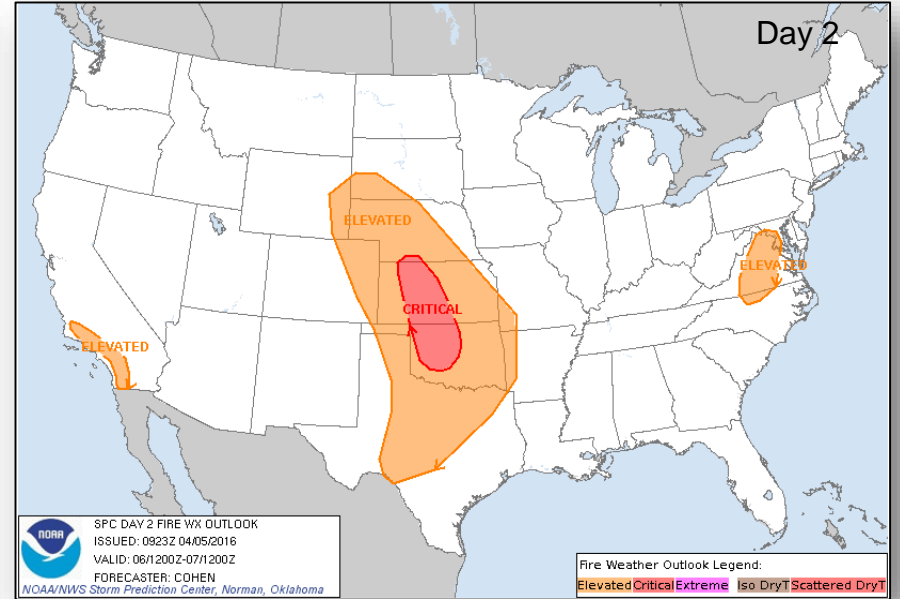
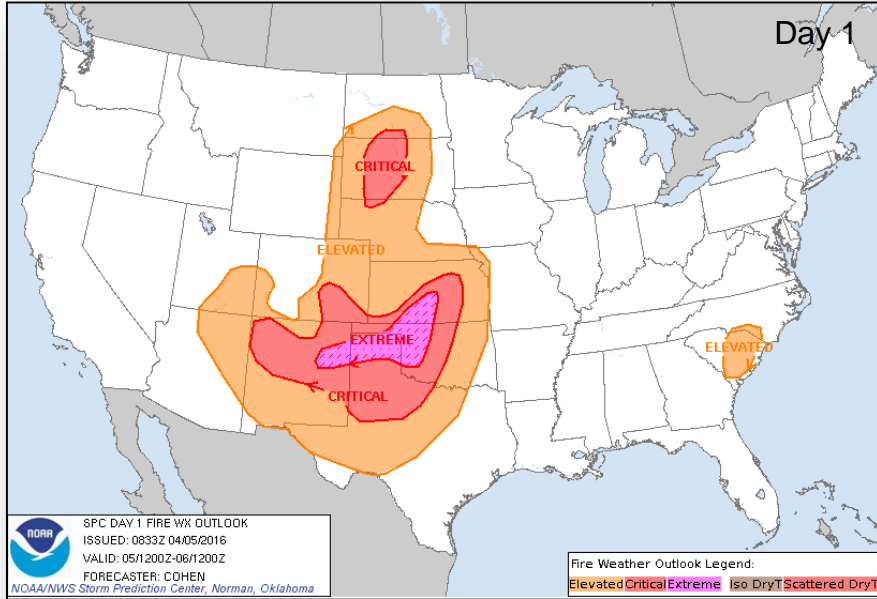
Active Watches/Warnings



FEMA



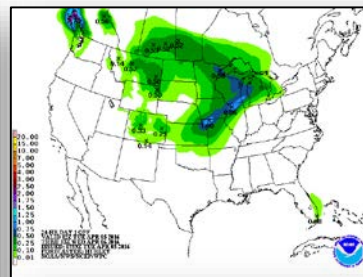
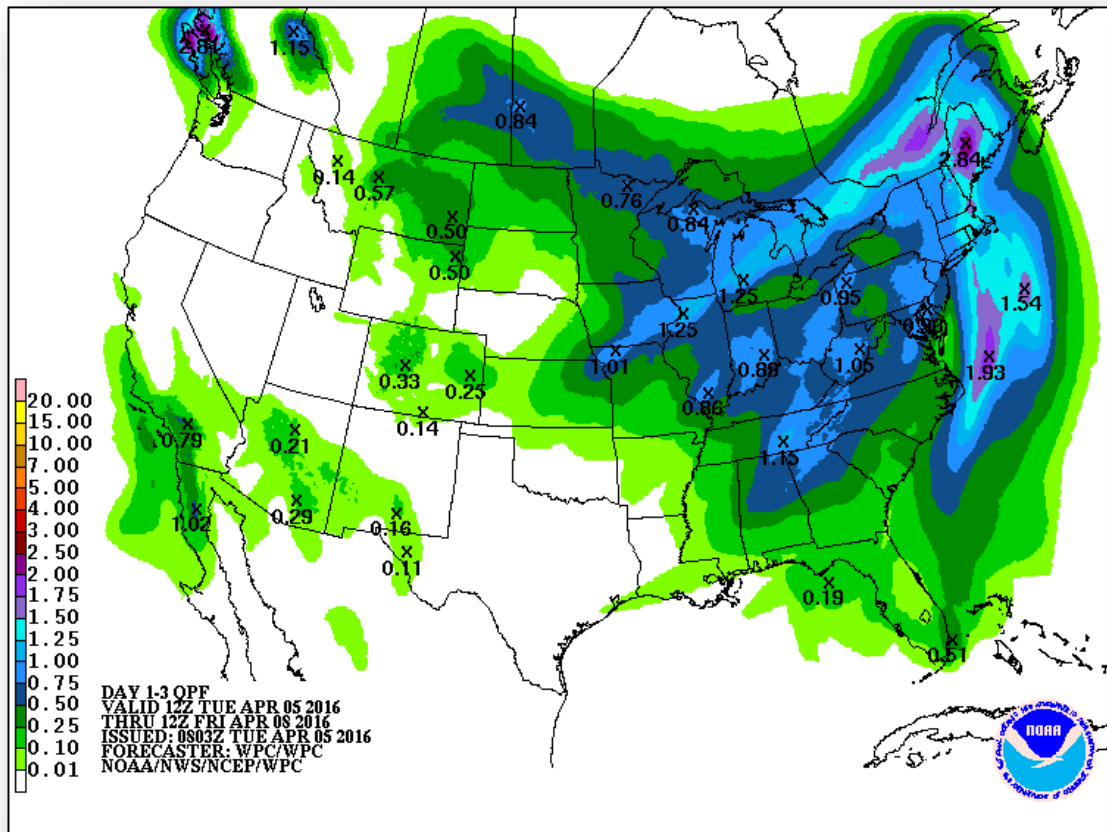
Fire Weather Outlook



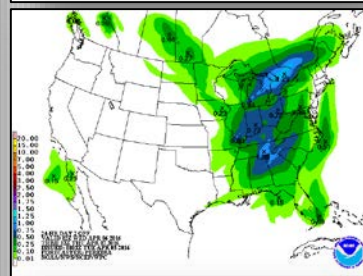
Precipitation Forecast, 1-3 Day



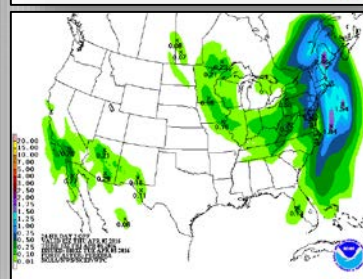
FEMA



Day 1



Day 2

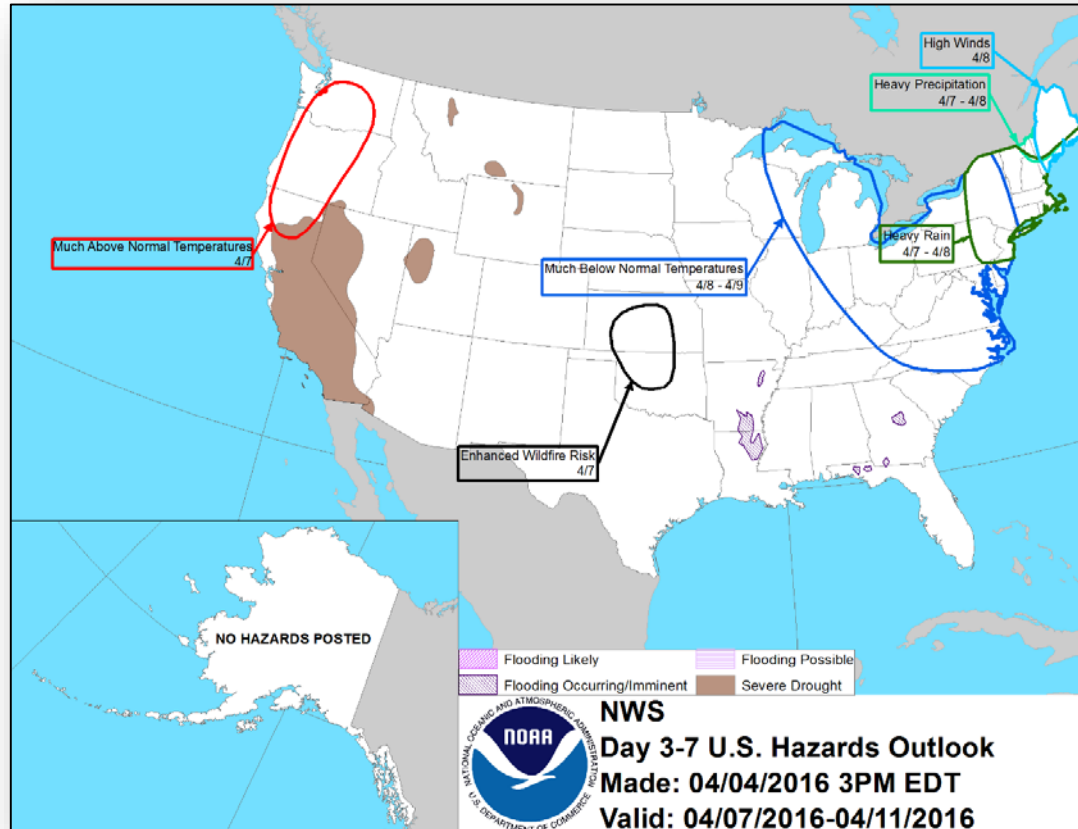


Day 3

Hazard Outlook April 7-11



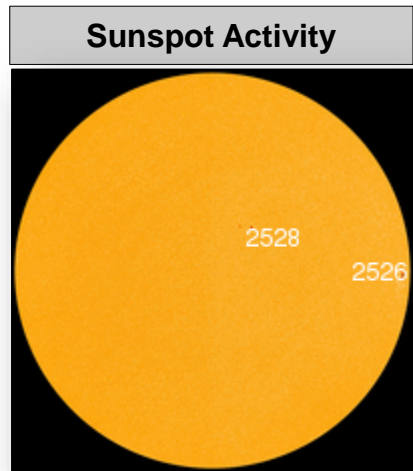

FEMA



Space Weather



	Past 24 Hours	Current	Next 24 Hours
Space Weather Activity	None	None	None
Geomagnetic Storms	None	None	None
Solar Radiation Storms	None	None	None
Radio Blackouts	None	None	None



Disaster Requests & Declarations



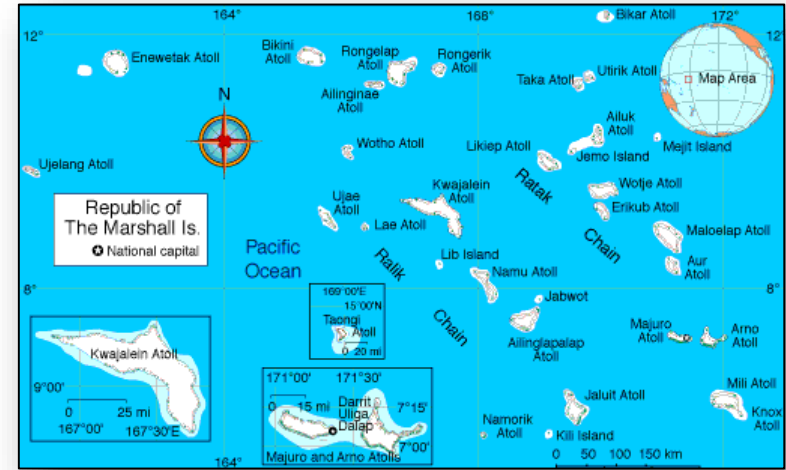
Declaration Requests in Process		Requests APPROVED (since last report)	Requests DENIED (since last report)
2	Date Requested	0	0
LA – DR Flooding	March 2, 2016		
Marshall Islands – Severe Drought	April 1, 2016		

Presidential Disaster Declaration Request



April 1, 2016

- Request for U.S. Presidential Disaster Declaration for Republic of Marshall Islands under the Compact of Free Association
- For severe drought conditions since December 2015
- Requesting a State of Drought Emergency and Humanitarian Assistance through U.S. Agency for International Development, Office of U.S. Foreign Disaster Assistance (USAID/OFDA)

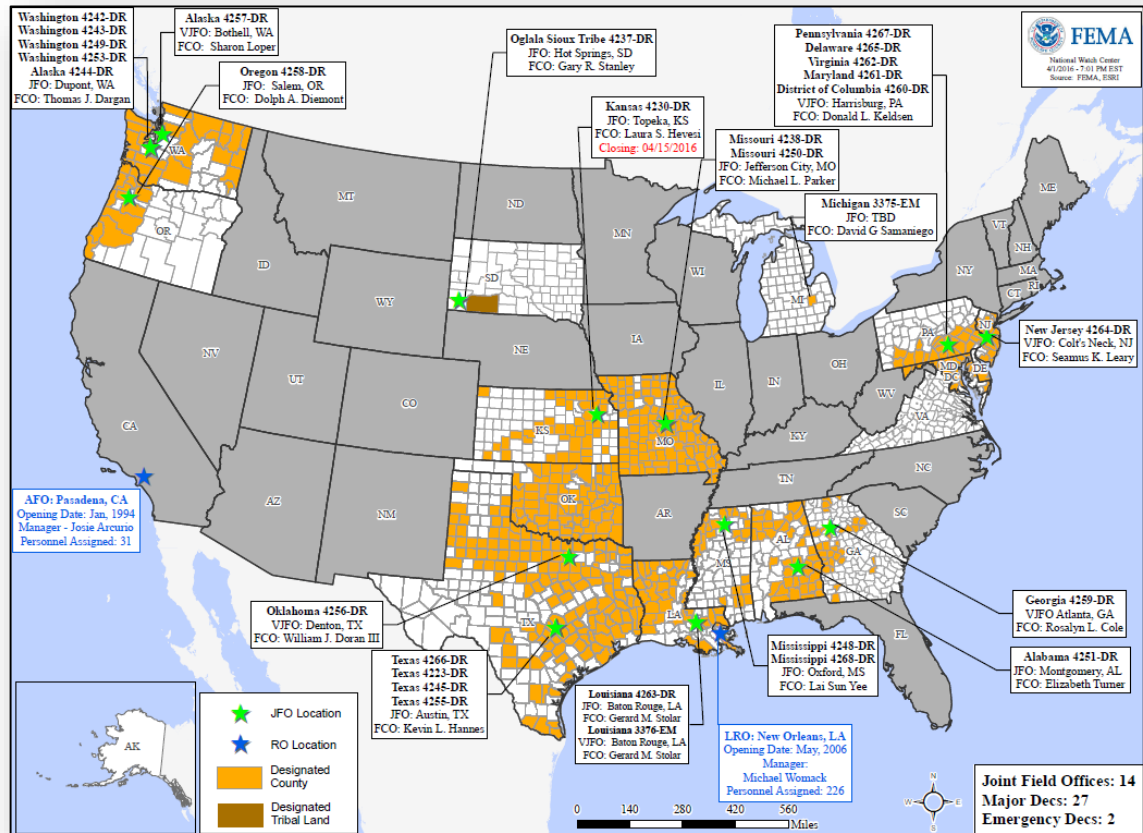


Disaster Amendments



Amendment	Effective Date	Action
Amendment No. 4 to FEMA-4263-DR-LA	April 4, 2016	Adds 5 parishes for Individual Assistance and debris removal and emergency protective measures (Cat A & B) under Public Assistance program
Amendment No. 3 to FEMA-4266-DR-TX	April 4, 2016	Adds 4 counties for Individual Assistance and emergency protective measures (Cat A & B) under Public Assistance program

Open Field Offices as of April 5, 2016



Joint Preliminary Damage Assessments



Region	State / Location	Event	IA/PA	Number of Counties		Start – End
				Requested	Complete	
V	IL	Severe Storms & Flooding December 23, 2015 – January 13, 2016	PA	8	0	4/4 – TBD
VI	OK	Tornado & Severe Storms March 30, 2016	IA	2	0	TBD

FEMA Readiness – Deployable Teams/Assets



Deployable Teams/Assets									
Resource	Status	Total	FMC Available		Partially Available	Not Available	Detailed, Deployed, Activated	Comments	Rating Criterion
FCO		33	13	39%	0	1	19		OFDC Readiness: FCO Green Yellow Red Type 1 3+ 2 1 Type 2 4+ 3 2 Type 3 4 3 2
FDRC		8	5	63%	0	0	3		FDRC 3 2 1
US&R		27	27	100%	0	0	0		<ul style="list-style-type: none"> • Green = Available/FMC • Yellow = Available/PMC • Red = Out-of-Service • Blue = Assigned/Deployed
National IMAT		3	2	67%	0	0	1	National IMAT West deployed to LA (4263-LA)	<ul style="list-style-type: none"> • Green: 3 avail • Yellow: 1-2 avail • Red: 0 avail (<i>Individual N-IMAT red if 50% of Section Chiefs and/or Team Leader is unavailable for deployment.</i>)
Regional IMAT		13	3	23%	0	0	10	<u>Deployed:</u> RI to LA (4263-LA) RII to TX (4266-TX) RIII to PA (4260-DC; 4261-MD; 4262-VA; 4265-DE; 4267-PA) RIV Team 2 to MS (4248-DR) RV to MI (3375-MI) RVI Team 1 to TX (4266-TX); Team 2 to LA (4263-LA) RVII to MO (4238/4250-MO) RVIII to LA (4263-LA) RIX Team 2 to OR (4258-OR)	<ul style="list-style-type: none"> • Green: 7 or more avail • Yellow: 4 - 6 teams available • Red: > 8 teams deployed/unavailable R-IMAT also red if TL Ops/Log Chief is unavailable & has no qualified replacement
MERS Teams		18	10	56%	0	0	8	<u>Deployed:</u> Denton: 2 teams to LA, 1 team to TX Denver: 2 teams to TX Thomasville: 2 teams to MS Bothell: 1 team to HI	<ul style="list-style-type: none"> • Green = >66% available • Yellow = 33% to 66% available • Red = <33% available

MERS Availability Summary



FEMA

as of 4/4/2016			
Legend	> 66%	< 66% & > 33%	< 33%
	Personnel Availability	Equipment Availability	% Unavailable
Bothell MERS	83%	100%	11%
Denton MERS	49%	69%	45%
Denver MERS	72%	87%	26%
Frederick MERS	77%	94%	15%
Maynard MERS	88%	100%	0%
Thomasville MERS	76%	100%	20%
<i>Disaster Emergency Communications Division</i>			
Overall MERS Availability	74%	91%	20%

FEMA Readiness – National/Regional Teams



National/Regional Teams									
Resource	Status	Total	FMC Available		Partially Available	Not Available	Status	Comments	Rating Criterion
NWC		5	5	100%	0	0	Not Activated		<ul style="list-style-type: none"> • Green = FMC • Yellow = PMC • Red = NMC
NRCC		2	344	89%	0	44	Not Activated		
HLT		1	N/A	N/A	0	0	Not Activated		
DEST							Not Activated		
RRCCs		10	10	100%	0	0	Not Activated		
RWCs/MOCs		10	10	100%	0	0	Not Activated		

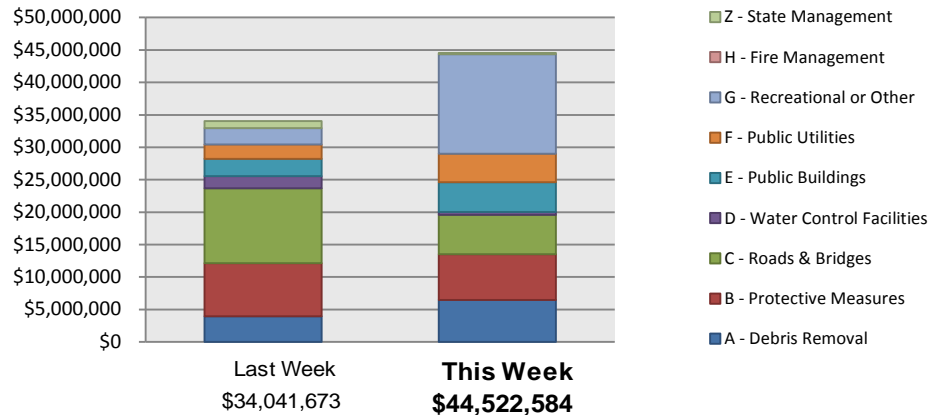
Public Assistance Grant Program



FEMA

PA Project Worksheets Obligated in past week, as of 04/04/16 at 1500 EDT										
	Emergency Work		Permanent Work							
PA Category	A - Debris Removal	B - Protective Measures	C - Roads & Bridges	D - Water Control Facilities	E - Public Buildings	F - Public Utilities	G - Recreational or Other	H - Fire Management	Z - State Management	Total
Number Of PWs Obligated	39	41	101	3	23	23	18	0	1	249
Federal Share Obligated	\$6,442,857	\$7,050,588	\$6,113,686	\$409,391	\$4,588,211	\$4,407,924	\$15,359,788	\$0	\$150,139	\$44,522,584

Public Assistance Obligated per Category In the Past 2 Weeks – 3/21/2016 through 4/4/2016



PA Highlights

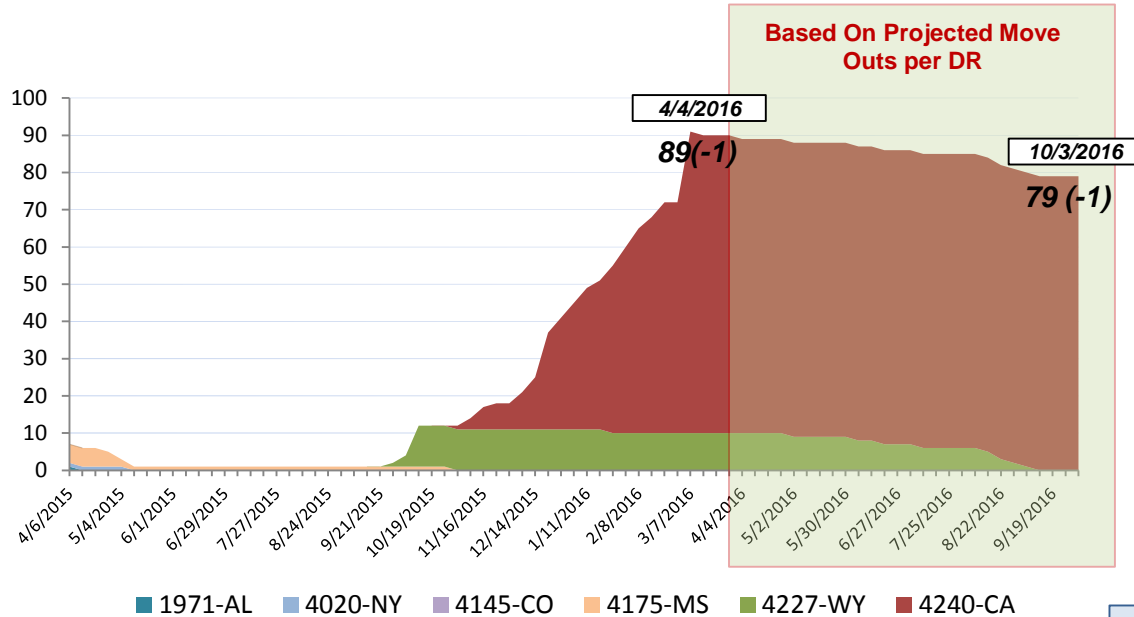
- On 3/29 the City of Springfield, MA was obligated approximately \$13.6 million in PA Category G – Recreational or Other as a result of DR-1994.

Direct Housing

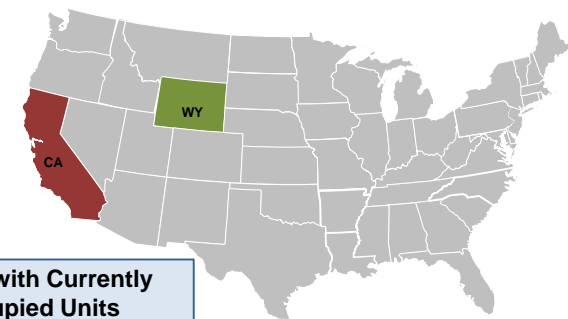


FEMA

**Total Households in FEMA Direct Housing per State
Past Year per Week, 4/6/2015 – 4/4/2016, Projected to 10/3/2016
There are currently **89** Households Occupying **89** Temporary Units**



DR	IA Declaration Date	Program End Date	Current # of Households in Direct Housing (Weekly Change)
4227-WY	7/7/2015	1/7/2017	10 (0)
4240-CA	9/22/2015	3/22/2017	79 (-1)



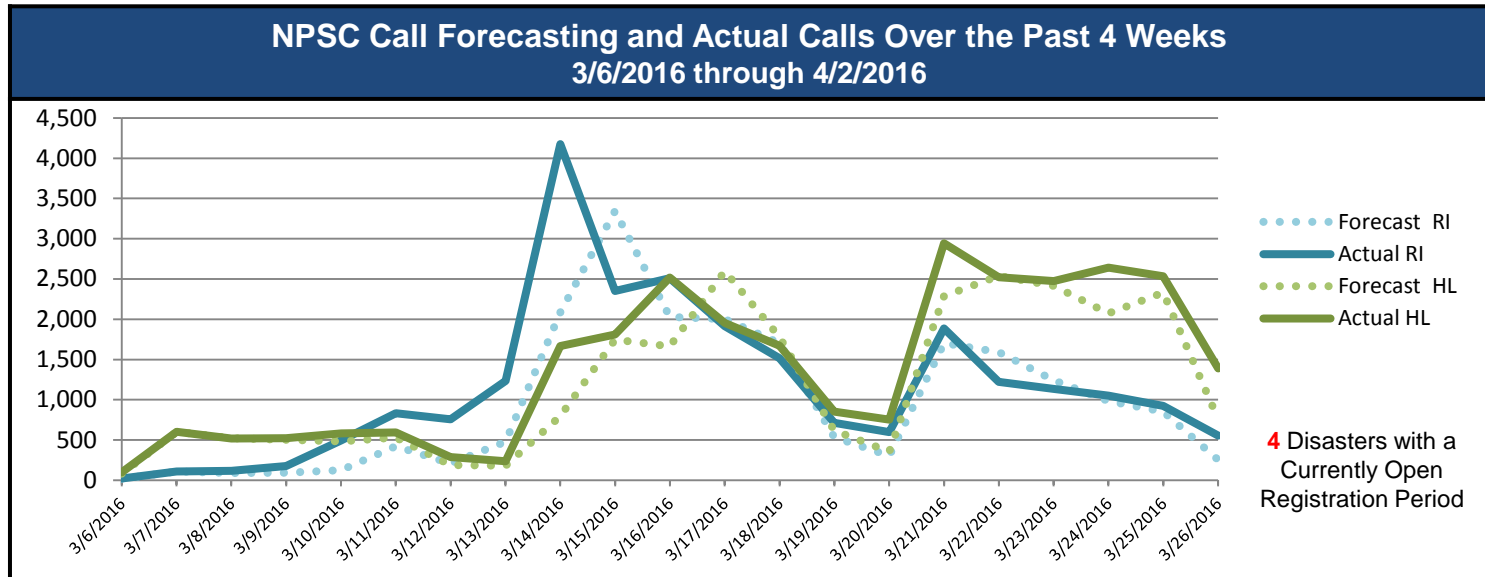
States with Currently Occupied Units

NPSC Activity



FEMA

NPSC Call Activity in the Past Week 3/27/2016 through 4/02/2016				
Call Type	Projected Calls	Actual Calls	Average Speed of Answer	Maximum Delay Time
Registration Intake	6,933	5,987	:12	6:05
Helpline	12,756	16,527	:12	4:55
All Calls	19,689	22,514	:12	6:05



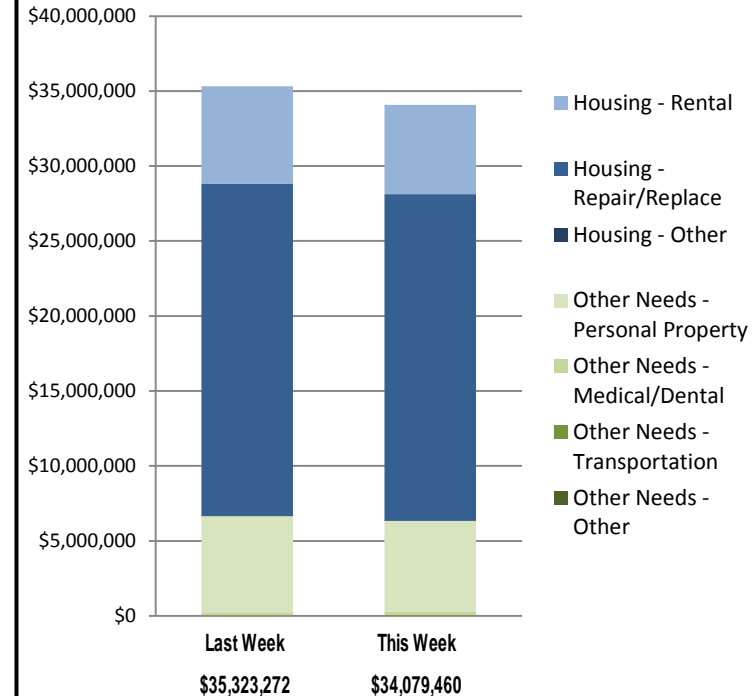
Individual Assistance Activity



FEMA

Individuals and Households Program Activity As Of: 4/4/16						
	In Past 7 Days		Cumulative			
	Applicants Approved	Amount Approved	Applicants Approved	Amount Approved		
4254-AR Declared 02-05-2016 End Of Reg Period 04-05-2016						
Open Registration Period	Housing Assistance	3	\$3,330.07	199	\$1,049,976.18	
	Other Needs Assistance	0	\$0.00	39	\$91,357.28	
	Total IHP		\$3,330.07		\$1,141,333.46	
	4263-LA Declared 03-13-2016 End Of Reg Period 05-12-2016					
	Housing Assistance	4,234	\$19,686,810.12	9,608	\$46,647,921.75	
	Other Needs Assistance	2,226	\$4,830,306.27	4,944	\$12,114,706.86	
	Total IHP		\$24,517,116.39		\$58,762,628.61	
	4266-TX Declared 03-19-2016 End Of Reg Period 05-18-2016					
	Housing Assistance	737	\$5,764,533.56	1,136	\$9,831,703.75	
	Other Needs Assistance	283	\$992,420.89	403	\$1,396,891.68	
Total IHP		\$6,756,954.45		\$11,228,595.43		
4268-MS Declared 03-25-2016 End Of Reg Period 05-24-2016						
Housing Assistance	303	\$1,929,118.73	310	\$1,963,064.52		
Other Needs Assistance	160	\$424,771.83	166	\$432,546.97		
Total IHP		\$2,353,890.56		\$2,395,611.49		
Other IHP Active	10 Declarations IHP Programmatically Open - Closed Registration *					
	Housing Assistance	119	\$363,875.89			
	Other Needs Assistance	48	\$84,292.30			
	Total IHP		\$448,168.19			
Total IHP Approved in Past Week			\$34,079,459.66			

IHP Approved per Category
In the Past 2 Weeks – 3/21/2016 through 4/4/2016





FEMA

FEMA's mission is to support our citizens and first responders to ensure that as a nation we work together to build, sustain, and improve our capability to prepare for, protect against, respond to, recover from, and mitigate all hazards.