

The Disaster Center is dedicated to the idea that disaster mitigation is cost effective and individuals pursuing their own interest are the greatest potential force for disaster reduction.

Please consider making a small donation to the Disaster Center



When disaster mitigation is cost effective, we are on the road to bringing disasters to an end.



FEMA

Daily Operations Briefing

Tuesday, April 7, 2015

8:30 a.m. EDT

Significant Activity: April 6 – 7



Significant Events: No significant activity

Significant Weather:

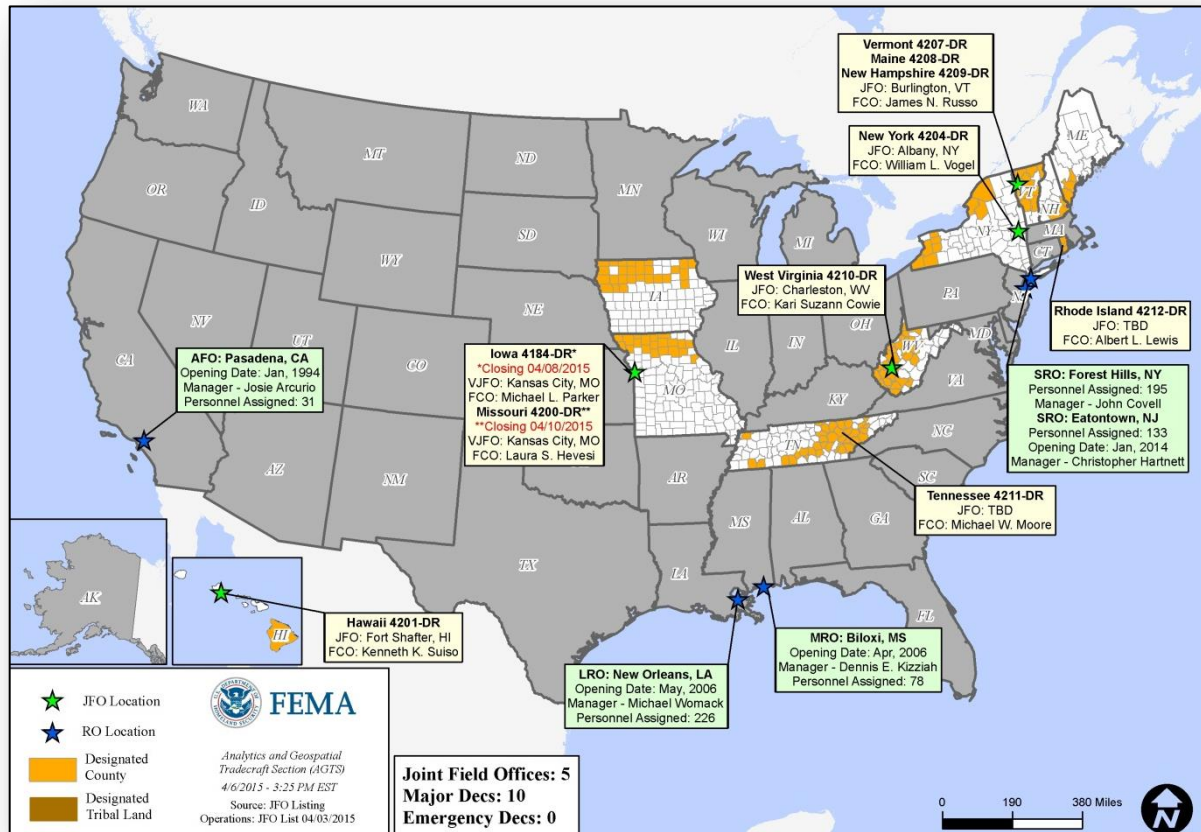
- Marginal risk of severe thunderstorms – Northern/Central California and South - Central Plains/Lower MS Valley to the Midwest/Southern Appalachians
- Heavy Snow possible – Parts of California, Central Appalachians to Northern Plains
- Snow – Sierra Nevada Range
- Well above normal temperatures from the Southern Plains to the Ohio Valley and Lower Great Lakes
- Critical/Elevated Fire Weather – Southwest, Central Great Basin, Central/Southern Rockies
- Red Flag Warnings – AZ, CO, NM, OK & TX
- Space Weather: Past 24 hours/next 24 hours – No space weather storms observed or predicted

Tropical Activity: None

Declaration Activity: None

FEMA Readiness: No significant change

Open Field Offices as of April 7



Disaster Requests & Declarations



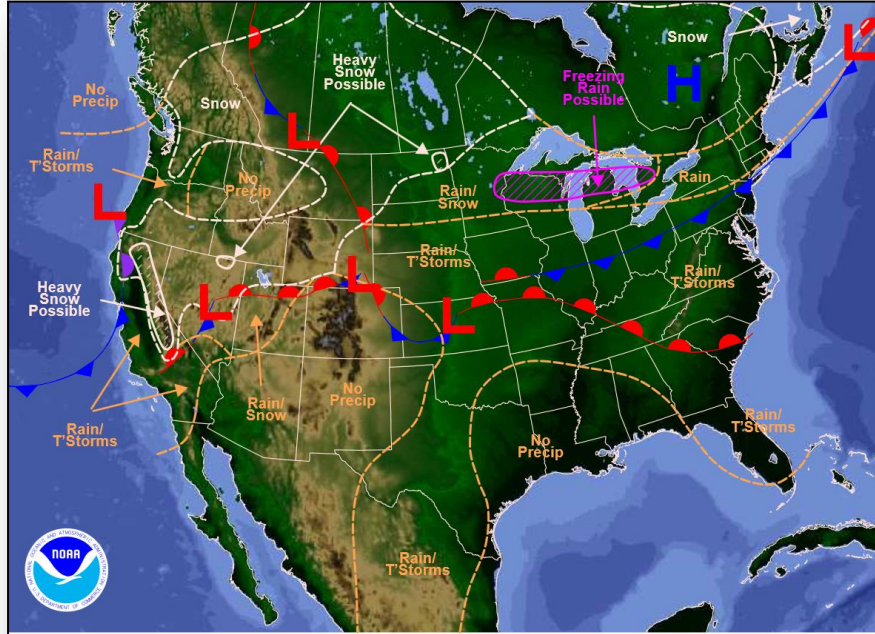
Declaration Requests in Process		Requests APPROVED (since last report)	Requests DENIED (since last report)
2	Date Requested	0	0
MA – DR Severe Winter Storm and Snowstorm	March 27, 2015		
CT – DR Severe Winter Storm and Snowstorm	March 27, 2015		

Joint Preliminary Damage Assessments



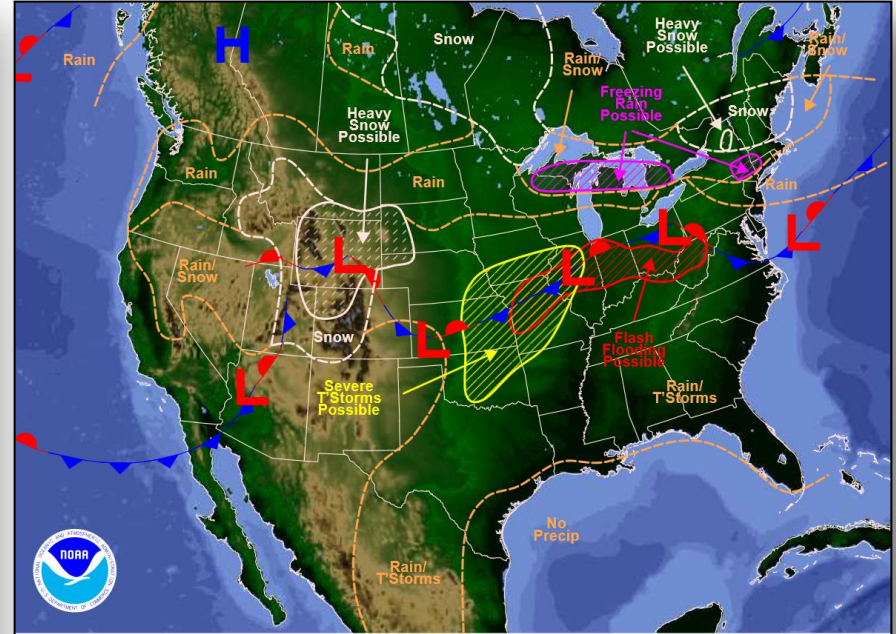
Region	State / Location	Event	IA/PA	Number of Counties		Start – End
				Requested	Complete	
I	ME	Severe Winter Storm January 26-28, 2015	PA	1	0	4/6 - TBD
IV	KY	Severe Winter Weather: Snow & Arctic Air February 15-26, 2015	PA	52(+1)	36 (+1)	3/30 – TBD
		Severe Winter Weather: Snow, Sleet & Rain March 4-6, 2015	PA	52	31	3/30 – TBD
IX	Federated States of Micronesia (Yap & Chuuk)	Typhoon Maysak	IA	2	0	4/6 - TBD
			PA	2	0	4/6 - TBD

National Weather Forecast



Weather Forecast for Tue, Apr 07, 2015, issued 6:37 AM EDT
DOC/NOAA/NWS/NCEP/Weather Prediction Center
Prepared by McReynolds based on WPC, SPC and NHC forecasts

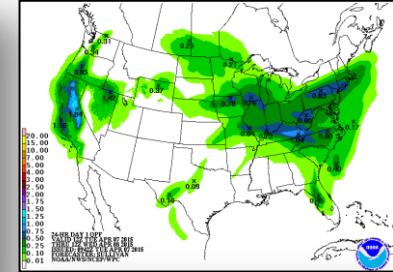
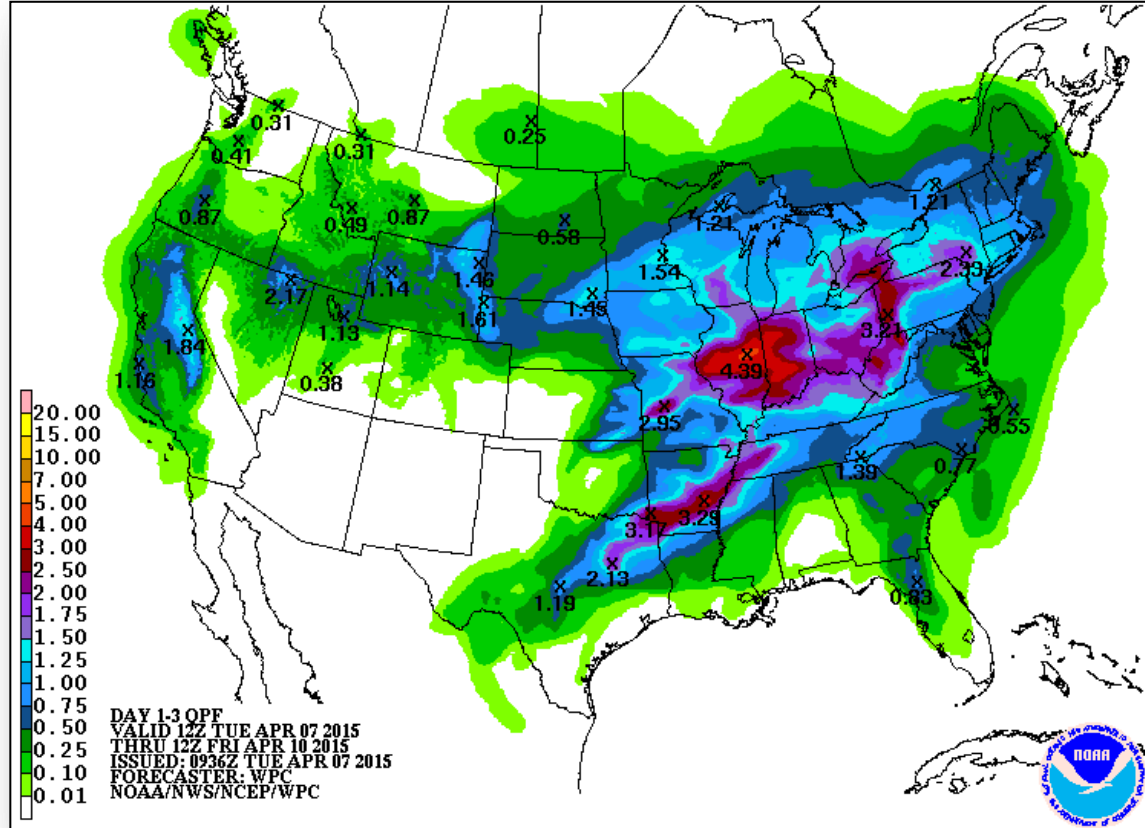
Today



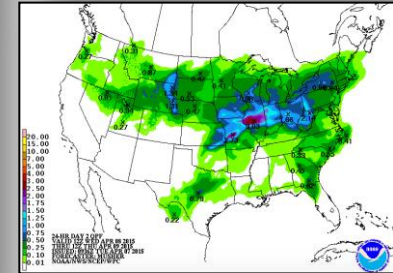
Weather Forecast for Wed, Apr 08, 2015, issued 6:15 AM EDT Tue, Apr 07, 2015
DOC/NOAA/NWS/NCEP/Weather Prediction Center
Prepared by McReynolds based on WPC, SPC and NHC forecasts

Tomorrow

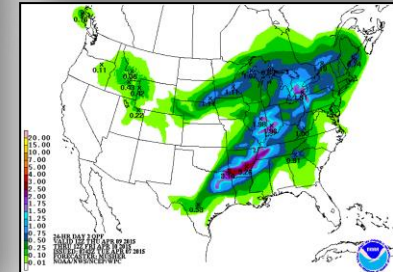
Precipitation Forecast 1 – 3 Day



Day 1

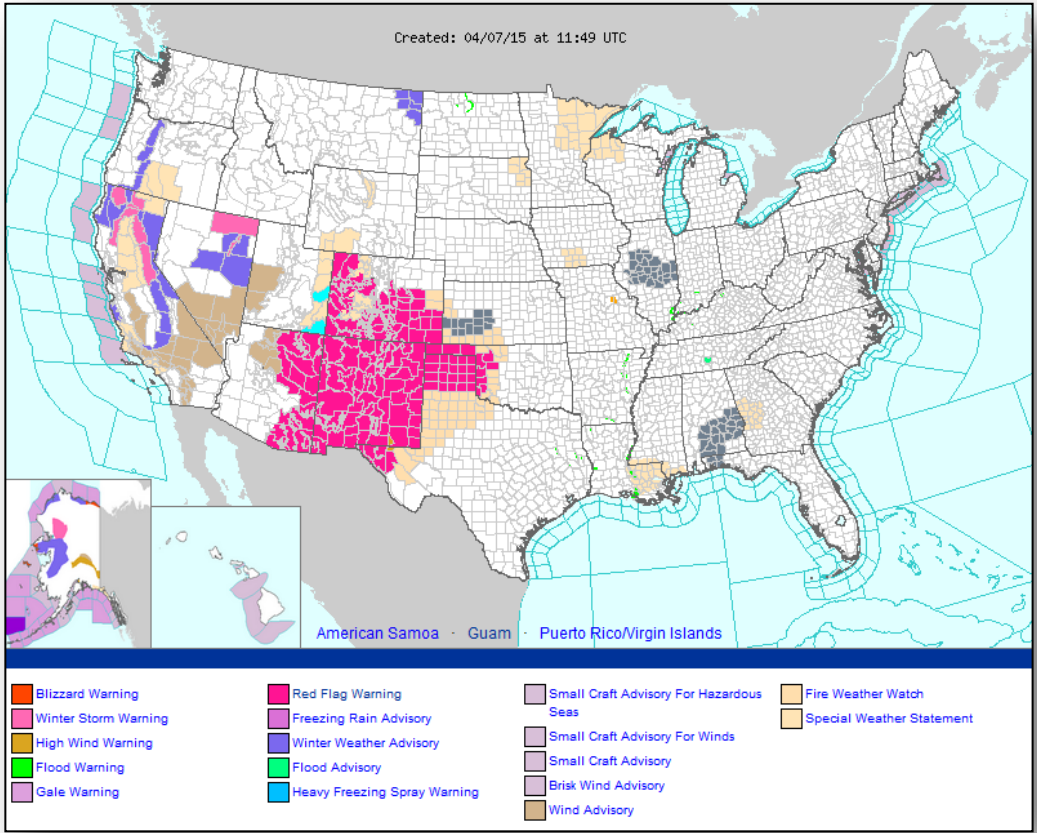


Day 2

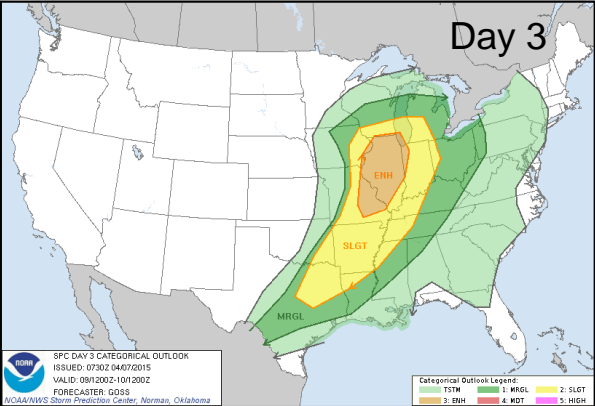
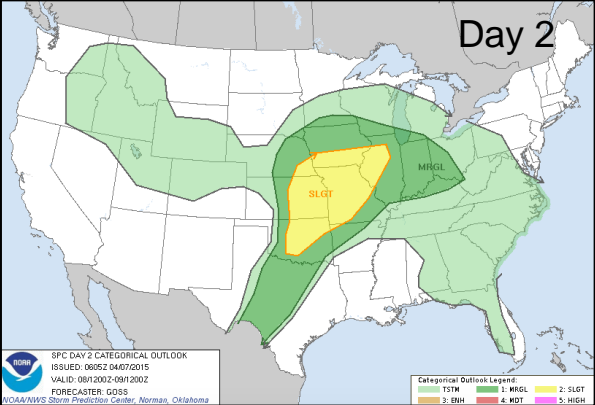
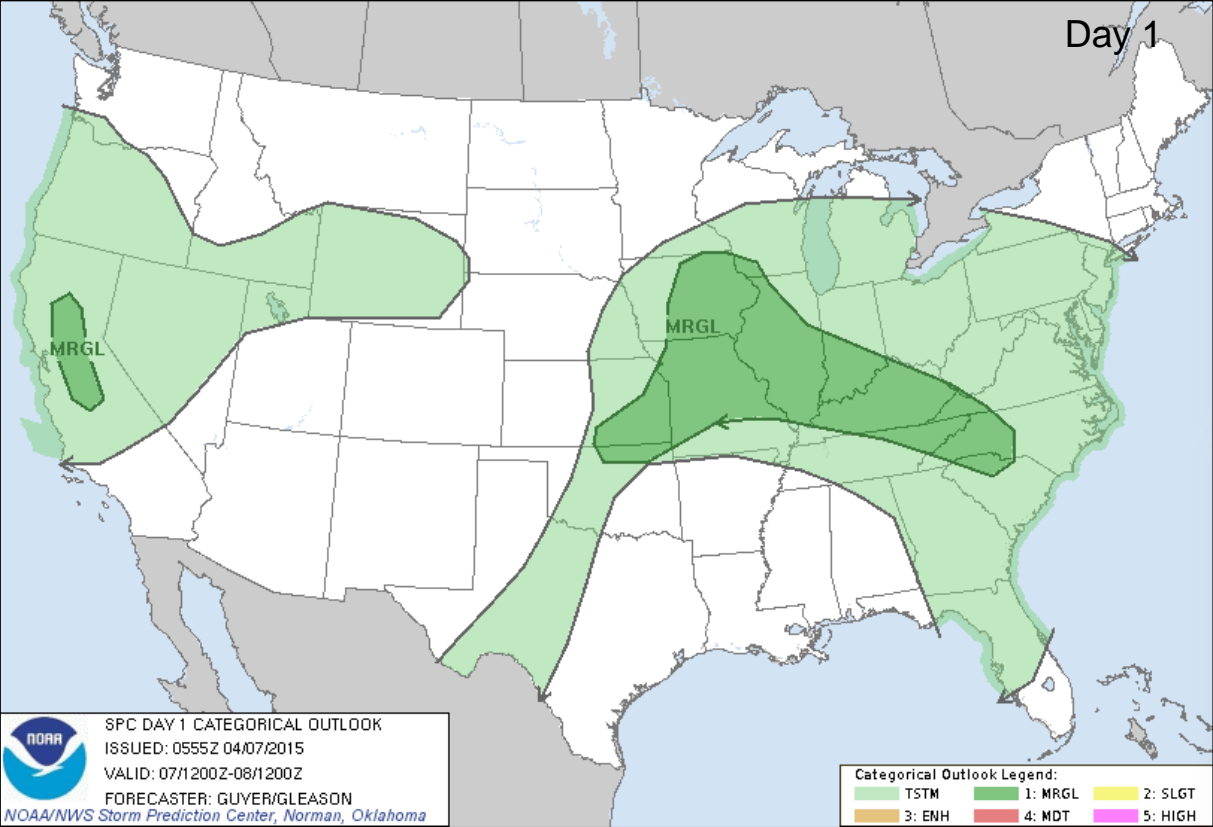


Day 3

Active Watches/Warnings



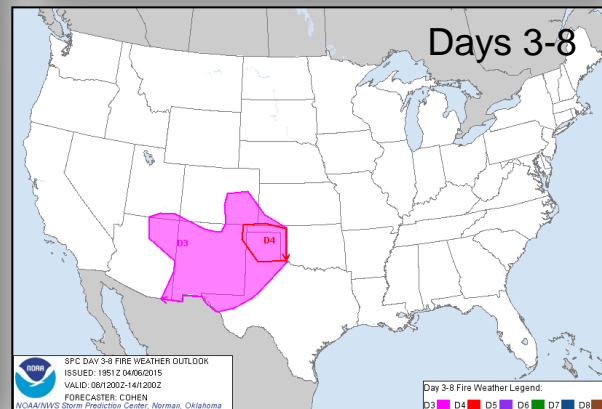
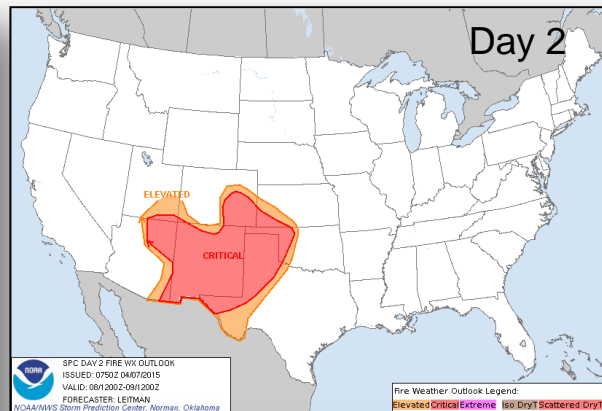
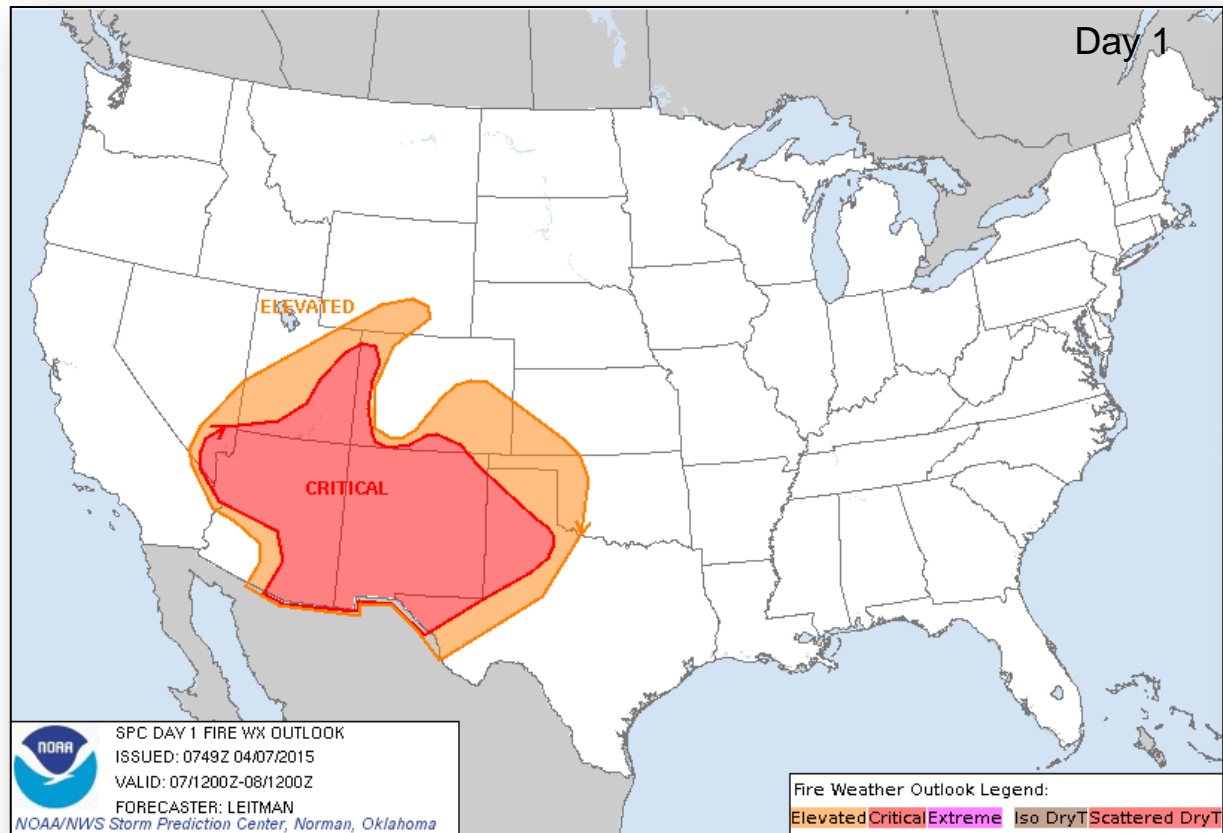
Convective Outlook, Days 1 – 3



Fire Weather Outlook, Days 1 – 8



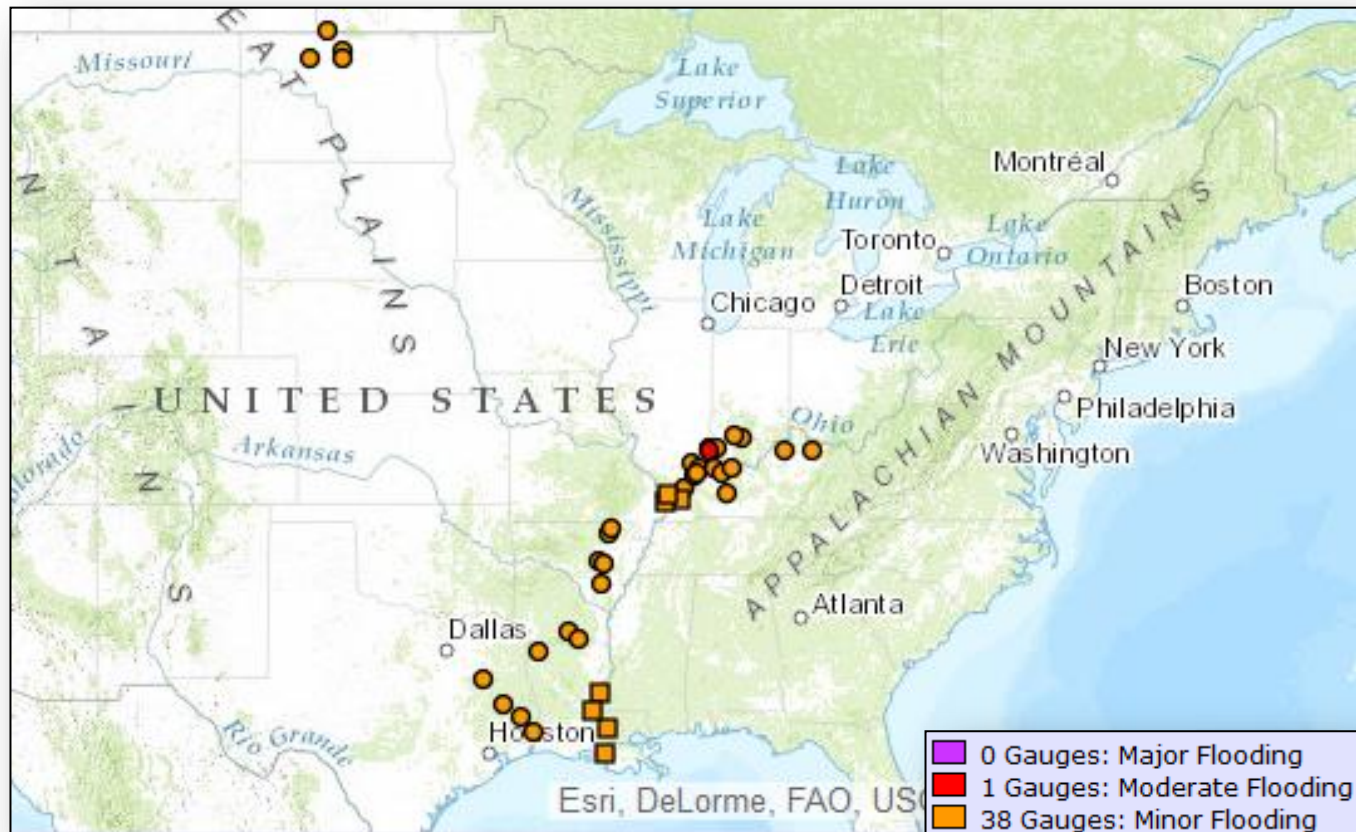
FEMA



River Forecast



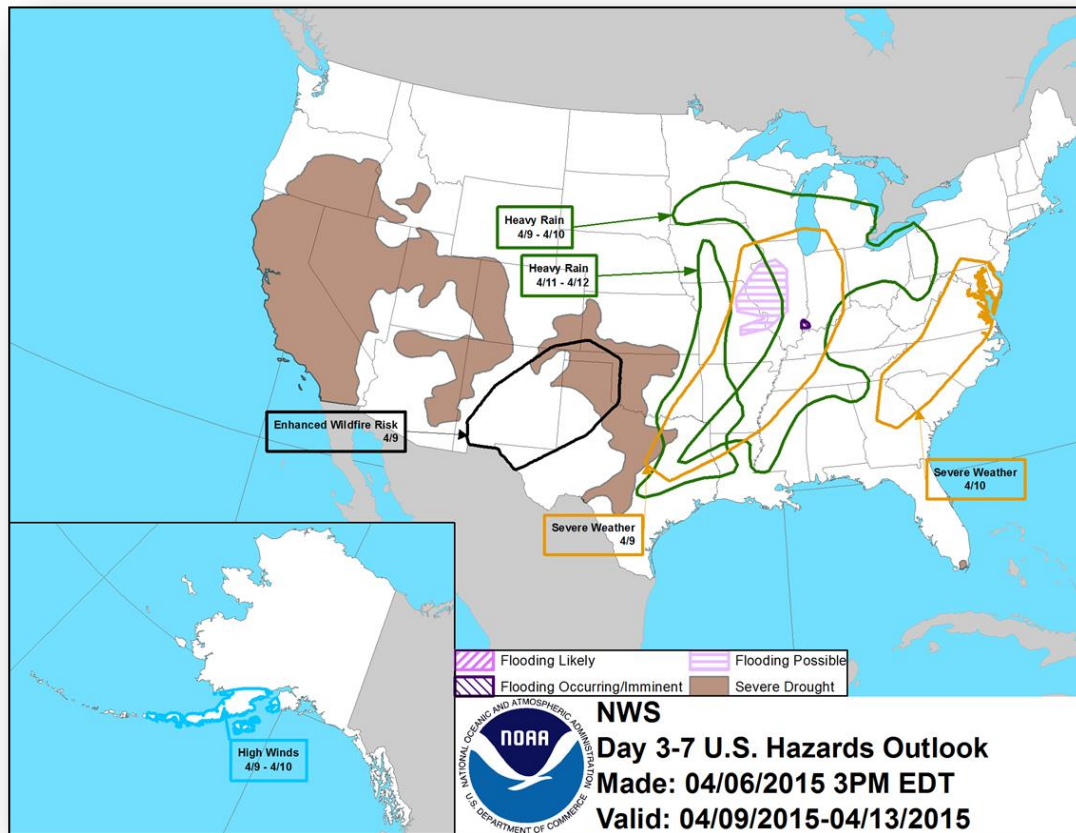
FEMA



Hazard Outlook: Apr 9 – 13



FEMA





Space Weather



FEMA

NOAA Scales Activity (Range: 1/minor to 5/extreme)	Past 24 Hours	Current	Next 24 Hours
Space Weather Activity:	None	None	None
• Geomagnetic Storms	None	None	None
• Solar Radiation Storms	None	None	None
• Radio Blackouts	None	None	None



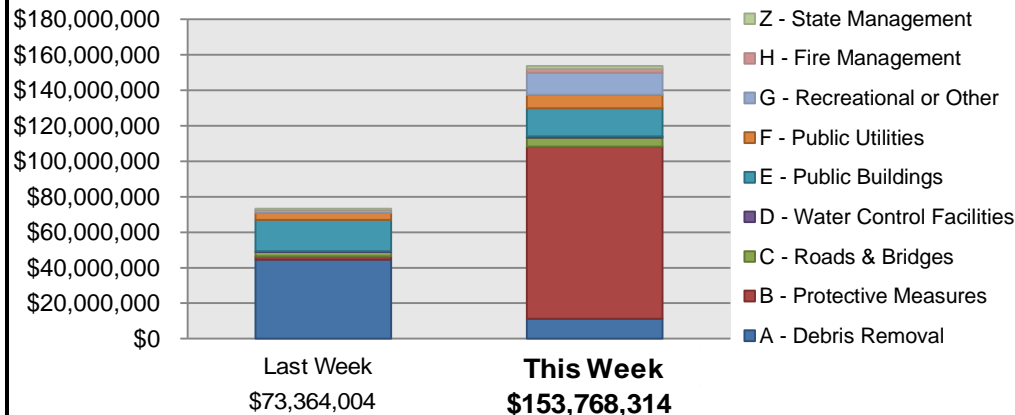
Public Assistance Grant Program



FEMA

PA Project Worksheets Obligated in past week, as of 4/6/2015 at 1400 EDT										
PA Category	Emergency Work		Permanent Work							Total
	A - Debris Removal	B - Protective Measures	C - Roads & Bridges	D - Water Control Facilities	E - Public Buildings	F - Public Utilities	G - Recreational or Other	H - Fire Management	Z - State Management	
Number Of PWS Obligated	29	123	61	18	22	19	28	2	11	313
Federal Share Obligated	\$11,213,973.40	\$97,027,316.44	\$5,080,017.54	\$712,415.48	\$15,994,362.73	\$7,533,546.74	\$12,316,852.47	\$2,220,997.80	\$1,668,831.47	\$153,768,314.07

Public Assistance Obligated per Category
In the Past 2 Weeks – 3/23/2015 through 4/6/2015



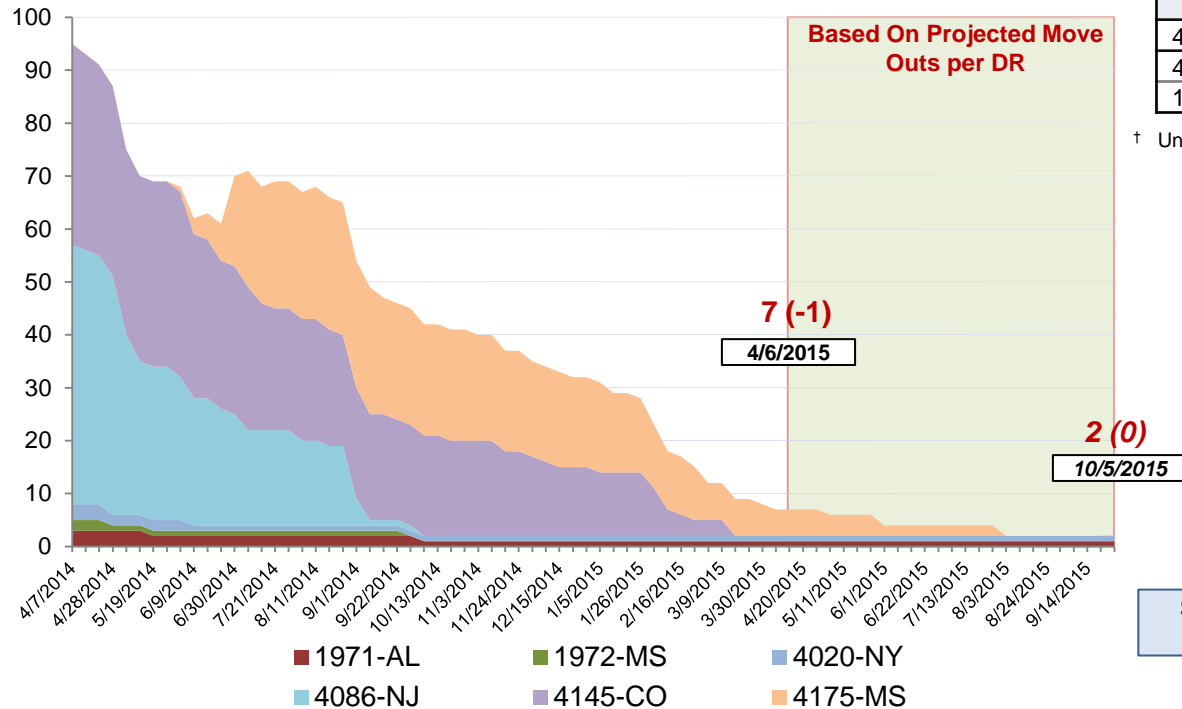
PA Highlights

- On 3/31 a Category B grant for over \$85 million was obligated to NYU Medical Center for temporary relocation as a result of Hurricane Sandy, DR-4085.



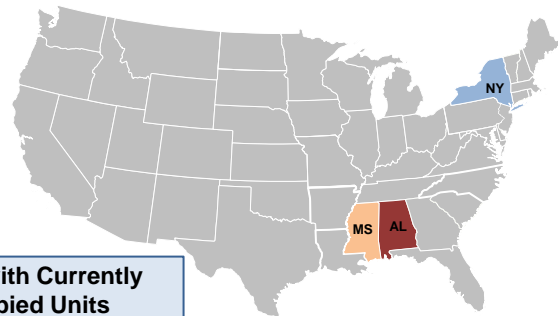
Direct Housing

Total Households in FEMA Direct Housing per State
Past Year per Week, 4/7/2014 – 4/6/2015, Projected to 10/5/2015
There are currently **7** Households Occupying **7** Temporary Units



DR	IA Declaration Date	Program End Date	Current # of Households in Direct Housing (Weekly Change)
4175-MS	04/30/2014	10/30/2015	5 (-1)
4020-NY [†]	08/31/2011	06/01/2013	1 (0)
1971-AL [†]	04/28/2011	10/28/2012	1 (0)

[†] Units are under authority of Department of Justice



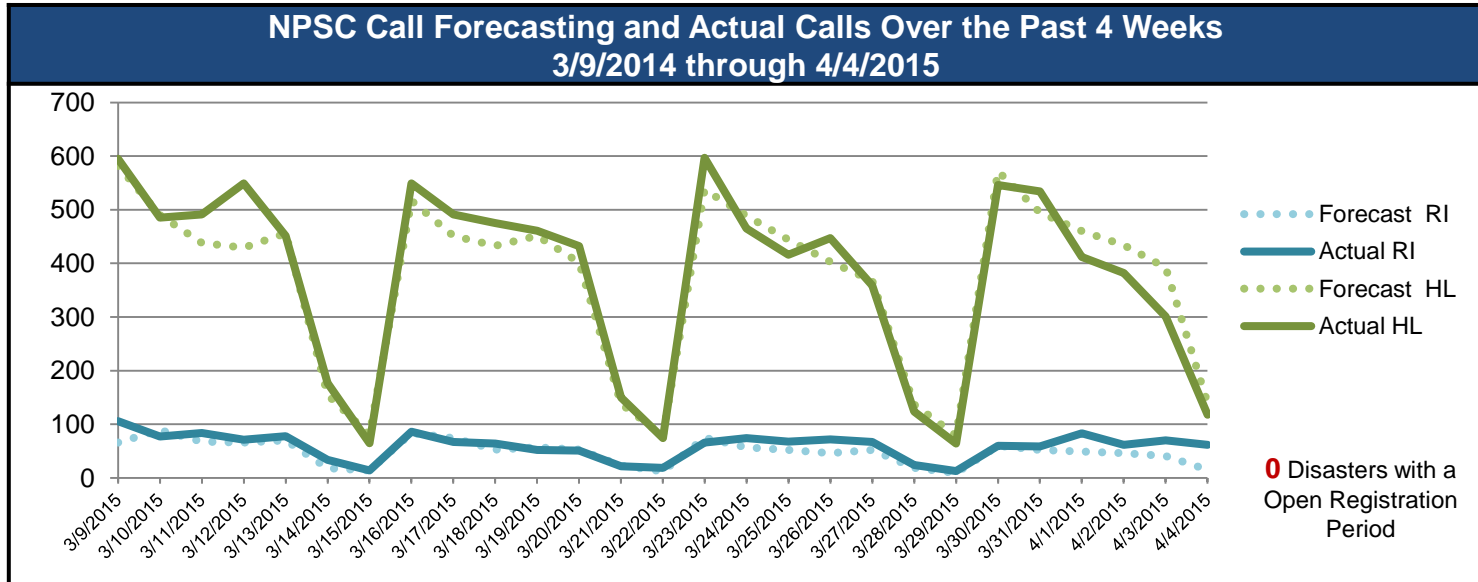
States with Currently Occupied Units

NPSC Activity



FEMA

NPSC Call Activity in the Past Week 3/29/2014 through 4/4/2015					
Call Type	Projected Calls	Actual Calls	Average Answer Time	Maximum Answer Time	Minimum Answer Time
Registration Intake	263	396	:11	:22	:07
Helpline	2,492	2,293	:12	:17	:07
All Calls	2,755	2,689	:12	:17	:07

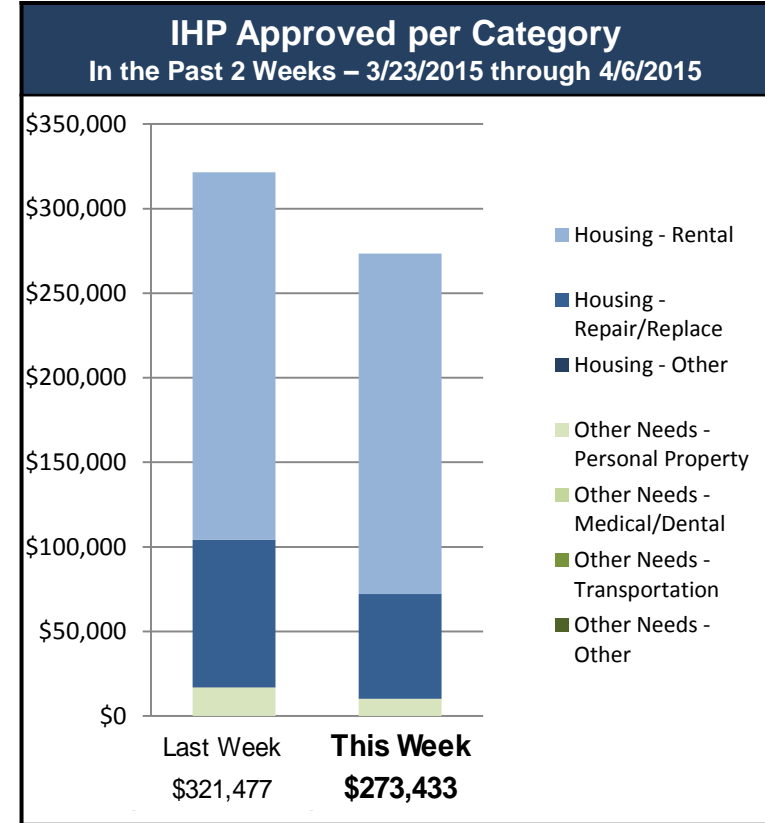


Individual Assistance Activity



FEMA

Individuals and Households Program Activity as of April 5, 2015 at 0000 EDT			
IHP Active	In Past 7 Days		
	Applicants Approved		Amount Approved
	8 Declarations IHP Programmatically Open – Closed Registration *		
	Housing Assistance	103	\$263,374.20
	Other Needs Assistance	5	\$10,058.81
	Total IHP		\$273,433



FEMA Readiness – Deployable Teams /Assets



Deployable Teams/Assets									
Resource	Status	Total	FMC Available		Partially Available	Not Available	Detailed, Deployed, Activated	Comments	Rating Criterion
FCO		37	15	46%	0	1	21		OFDC Readiness: <u>FCO</u> <u>Green</u> <u>Yellow</u> <u>Red</u> Type 1 3+ 2 1 Type 2 4+ 3 2 Type 3 4 3 2 <u>FDRC</u> 3 2 1
FDRC		9	9	100%	0	0	0		
US&R		28	27	96%	0	1	0	NM-TF1 (Red – Personnel shortages)	<ul style="list-style-type: none"> • Green = Available/FMC • Yellow = Available/PMC • Red = Out-of-Service • Blue = Assigned/Deployed
National IMAT		3	2	66%	0	0	1	IMAT East 2 – Deployed to GA	<ul style="list-style-type: none"> • Green: 3 avail • Yellow: 1-2 avail • Red: 0 avail (<i>Individual N-IMAT red if 50% of Section Chiefs and/or Team Leader is unavailable for deployment.</i>)
Regional IMAT		13	9	69%	0	3	1	Region III – Deployed to WV <u>Not Mission Capable (NMC):</u> • Regions IV-3, VI-3 & IX-1	<ul style="list-style-type: none"> • Green: 7 or more avail • Yellow: 4 - 6 teams available • Red: > 8 teams deployed/unavailable <i>R-IMAT also red if TL Ops/Log Chief is unavailable & has no qualified replacement</i>
MCOV		60	56	93%	0	4	0		<ul style="list-style-type: none"> • Green = 80 – 100% avail • Yellow = 60 – 79% avail • Red = 59% or below avail • Readiness remains 95%

FEMA Readiness – National/Regional Teams



National/Regional Teams									
Resource	Status	Total	FMC Available		Partially Available	Not Available	Deployed/ Activated	Comments	Rating Criterion
NWC		5	5	100%	0	0	Not Activated		• Green = FMC • Yellow = PMC • Red = NMC
NRCC		2	344	89%	0	44	Not Activated		
HLT		1	N/A	N/A	0	0	Not Activated		
DEST							Not Activated		
RRCCs		10	10	100%	0	0	Not Activated		
RWCs/MOCs		10	10	100%	0	0	Not Activated		



FEMA

FEMA's mission is to support our citizens and first responders to ensure that as a nation we work together to build, sustain, and improve our capability to prepare for, protect against, respond to, recover from, and mitigate all hazards.